iinno lighting

Landscaping Lighting solutions

INGROUND LIGHT

New

12

New

12

New

12

New

14

New

14

New

14

New

18

New

18

New

18

New

20

New

20

New

20

New

22

New

22

New

22

New

28

New

28

New

30

New

30

New

32

New

32

New

34

New

34

New

36

New

36

New

38

New

38

40

42

44

46

New

48

New

48

New

48

New

50

New

50

New

50

New

52

New

52

New

52

New

54

56

56

58

60

New

62

64

64

66

66

New

68

New

68

New

68

New

70

New

70

New

70

74

74

76

76

SPOT LIGHT

New

80

New

82

New

82

New

82

New

84

New

84

New

84

New

86

New

86

New

86

New

86

New

90

New

90

New

90

New

92

New

92

New

92

New

94

New

94

New

94

New

94

New

98

New

98

New

98

New

100

New

100

New

100

New

100

New

100

New

104

New

104

New

102

New

102

New

102

New

106

New

106

142

142

New

108

New

108

New

110

New

110

RECESSED SWIMMING POOL LIGHT

New

120

New

121

New

122

New

122

New

124

New

124

New

124

New

124

New
Symmetrical

128

New
Asymmetrical

128

New
Symmetrical

130

New
Asymmetrical

130

132

133

134

136

UNDERWATER SPOT LIGHT

New

140

New

140

New

140

New

140

New

140

143

New

144

New

144

WALL WASHER

New

148

New

148

New

148

New

150

New

150

New

150

New

152

New

152

New

152

New

154

New

154

New

154

New

156

New

156

New

158

New

158

SURFACE MOUNTING WALL LIGHT

New

162

New

162

New

164

New

164

New

166

New

166

168

169

169

New

170

New

170

New

172

New

172

New

174

New

174

New

174

New

174

New

174

New

176

New

176

New

176

178

178

178

178

178

182

182

182

182

New

184

New

184

New

185

New

185

New

186

New

186

New

188

New

188

New

189

New

189

New

190

New

190

New

191

New

191

New

192

New

192

193

193

New

194

New

194

New

194

New



194

New

194

New

196

New

196

New

196

New

196

New

196

New

198

New

198

New

198

New

200

New

200

New

200

New

200

New

204

New

204

New

204

New

206

New

206

New

208

New

208

New

208

CEILING DOWN LIGHT

New

212

New

212

New

212

New

212

New

214

New

214

New

214

New

216

New

216

New

216

New

218

New

218

POLE LIGHT

New

222

New

222

New

222

New

223

New

223

New

223

New

224

New

224

New

224

New

225

New

225

New

225

New

226

New

226

New

226

New

227

New

227

New

227

228

228

228

230

230

230

231

231

231

232

232

232

234

234

234

235

235

235

236

236

236

236

238

238

240

240

240

242

242

242

LED RECESSED WALL LIGHT

246



246

246

248



248

248

250

250

250

New

254

New

254

New

254

New

254

New

254

258

258

258

258

260

260

262

264

264

266

266

280

280

280

268

268

270

270

270

272

272

274

276

276

278

278

282

284

284

284

Inground Light

REVIEW
VERSION
2021

Adjustable Beam Direction Series

FEATURE

A simplicity of wider angle adjustment

- In according to the environment require to adjust the angle of light



Honey comb - Good choice for soft light

- The honey comb louver will be synchronized changed along with the light beam angle

LUMINOUS BEAM COMPAIRISON BEFORE AND AFTER THE ADJUSTMENT

- The light of vertical direction
- Typical luminance (vertical direction)

Cool White=1885
Warm White=1389

- The view of light direction when the beam angle moved
- The rest of luminance after moving 20 degrees

Cool White =1621
Warm White=1195

LED Inground Light
Adjustable Beam Direction

2019-2021 NEW



ITEM	XB2CFR0157F
LIGHT SOURCE	1×2W
LENS	B33D
SELECTED DEGREE(°)θ1/2	20°
INPUT VOLTAGE(V)	DC24V 120/240V
OPERATING CURRENT(MA)	24V=110 120V=43 240V=27
CONSUMPTION(W)	24V=2.6 120V=3.2 240V=3.2
LUMINANCE(LM)	CW=147 WW=112
IK	09

ITEM	XB2DFR0158F
LIGHT SOURCE	1×3W
LENS	B87
SELECTED DEGREE(°)θ1/2	9°
INPUT VOLTAGE(V)	DC24V 120/240V
OPERATING CURRENT(MA)	24V=131 120V=36 240V=22
CONSUMPTION(W)	24V=3.1 120V=4.3 240V=4.1
LUMINANCE(LM)	300
IK	09

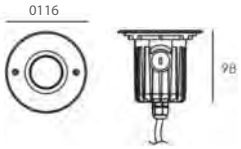

ITEM	XB2EFR0656
LIGHT SOURCE	6×1.2W
LENS	B17
SELECTED DEGREE(°)θ1/2	20°
INPUT VOLTAGE(V)	DC24V 120/240V
OPERATING CURRENT(MA)	24V=325 120V=70 240V=46
CONSUMPTION(W)	24V=7.8 120V=9.2 240V=9.2
LUMINANCE(LM)	CW=700 WW=570
IK	10

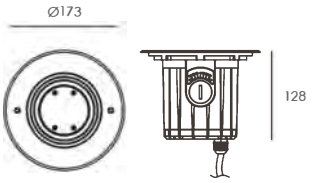

DATASHEET

HOUSING	12# Die-casting dark grey powder coated aluminum T=60-80μm Adhesion of ISO class 1/ATM class 4B
FRONT COVER	Hard chrome-plated stainless steel SUS 316L#
LIGHT WINDOW	XB2CFR0157F: Tempered frosted step glass.T=6mm XB2DFR0158F: Tempered frosted step glass.T=8mm XB2EFR0656: Tempered frosted step glass.T=8mm full
GLASS PRESSURE CAPACITY	XB2CFR0157F: Full Area=1,195kgs XB2DFR0158F: Full Area=2,526kgs XB2EFR0656: Full Area=2,621kgs
CABLE GLAND	XB2CFR0157F: IP68 PG-9 PA66 XB2DFR0158F: IP68 PG-11 PA66 XB2EFR0656: IP68 PG-11 PA66
GASKET	Silicon rubber molding shaped seal
LED DRIVER	Constant Voltage Input, Constant Current Output
OPERATING TEMPERATURE	-20°C~40°C
POWER CABLE	XB2CFR0157F: H05RN-F 2X1.0mm2 L=0.5m(low voltage) H05RN-F 3X1.0mm2 L=0.5m(high voltage) XB2DFR0158F, XB2EFR0656: H07RN-F 2X1.0mm2 L=0.5m(low voltage) H07RN-F 3X1.0mm2 L=0.5m(high voltage)
DIMMABLE SUPPORT	PC/ABS ALLOYS
RECESSED SLEEVE MATERIAL	

LED COLOUR TEMPERATURE

3,000K · 6,000K

LENS

	B27	**13°**	**25°**	**30°**	
	B45	**10°×60°**			
	B87	**9°**	**20°**	**30°**	**10°×38°**
	B17	**15°**	**20°**	**30°**	**50°**

HONEYCOMB(Option)

XB2DFR0157F	XB2DFR0158F	XB2EFR0656
Louver **Mh040**	Louver **Mh001**	Louver **Mh002**

- Optional Accessory Honeycomb Louver
- The measured luminous flux data does not contain the honeycomb, and the data containing is reduced 20 to 30%.

SLEEVE (Included)

Water proof solution

A Water-Stopper(Included)
The luminaire will generate high temperature when used, which will generate negative pressure when the power is turned off also brings water vapor into the luminaire. That' s why the device is required to block the entry of water vapor.

B IP67 Jiffy quick plug/socket connector(Option)
To prevent water vapor into luminaire via wire which had been cut, the air contains lots of steams when raining, spray or in humid environment, the luminaire will generate high temperature when used, which will generate negative pressure when the power is turned off also brings water vapor into the luminaire.

XB2CFR0157F

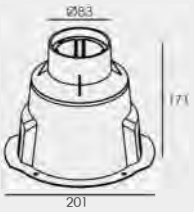

Recessed Sleeve **B08**

XB2DFR0158F

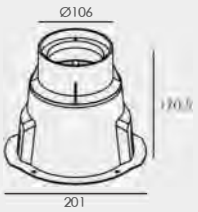

Recessed Sleeve **B09**

XB2EFR0656

Recessed Sleeve **066**

Option

XB2CFR0157F

Recessed Sleeve **181#**

This recessed sleeve is unable to install socket connector.

XB2DFR0158F

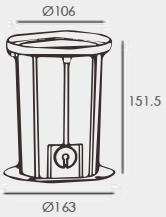

Recessed Sleeve **083**

This recessed sleeve is unable to install socket connector.

PHOTOMATIRC



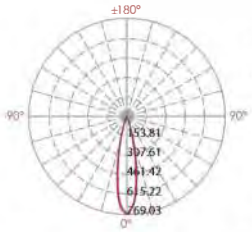

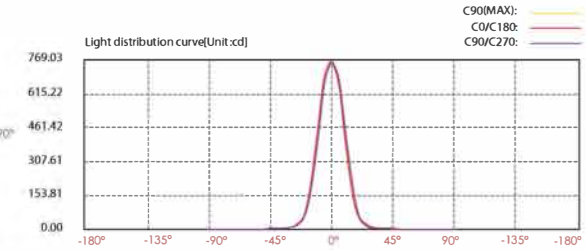

Lux distance cure

Illuminance at a distance

	Center beam LUX	Beam width V	Beam width H
2m	191.72 LUX	0.8m	0.8m
4m	47.93 LUX	1.5m	1.5m
6m	21.30 LUX	2.3m	2.3m
8m	11.98 LUX	3.1m	3.1m
10m	7.67 LUX	3.8m	3.8m
12m	5.33 LUX	4.6m	4.6m

Ver.Spread:21.8 Horiz.Spread:21.8



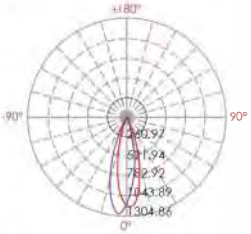

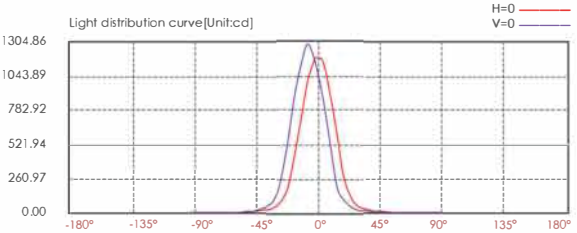

Lux distance cure

Illuminance at a distance

	Center beam LUX	Beam width V	Beam width H
2m	284.40 LUX	1.0m	1.0m
4m	71.10 LUX	1.9m	2.0m
6m	31.60 LUX	2.9m	2.9m
8m	17.78 LUX	3.9m	3.9m
10m	11.38 LUX	4.8m	4.9m
12m	7.90 LUX	5.8m	5.9m

Ver.Spread:27.1 Horiz.Spread:27.4



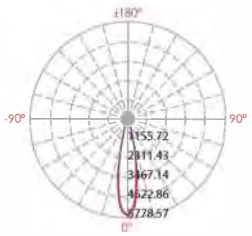

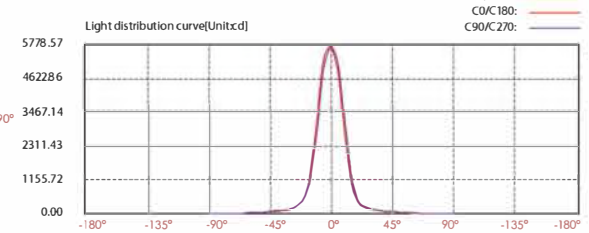

Lux distance cure

Illuminance at a distance

	Center beam LUX	Beam width V	Beam width H
2m	1428.35 LUX	0.7m	0.7m
4m	357.09 LUX	1.5m	1.5m
6m	158.71 LUX	2.2m	2.2m
8m	89.27 LUX	3.0m	2.9m
10m	57.13 LUX	3.7m	3.7m
12m	39.68 LUX	4.5m	4.4m

Ver.Spread:21.1 Horiz.Spread:20.8

LED Inground Light
Adjustable Beam Direction

2019-2021 NEW

ITEM	XB2FFR0956
LIGHT SOURCE	9×1.2W
LENS	B17
SELECTED DEGREE(°)θ1/2	20°
INPUT VOLTAGE(V)	DC24V 120/240V
OPERATING CURRENT(MA)	24V=500 120V=112 240V=64
CONSUMPTION(W)	24V=12 120V=13.2 240V=13.2
LUMINANCE(LM)	CW=1090 WW=756
IK	10

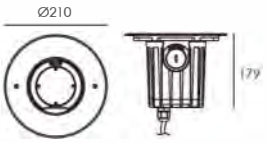

OUTER DIMENSIONS

ITEM	XB2GFR1257
LIGHT SOURCE	12×1.5W
LENS	B27
SELECTED DEGREE(°)θ1/2	13°
INPUT VOLTAGE(V)	DC24V 120/240V
OPERATING CURRENT(MA)	24V=1020 120V=151 240V=82
CONSUMPTION(W)	24V=24.5 120V=18.2 240V=18.2
LUMINANCE(LM)	CW=1885 WW=1389
IK	10

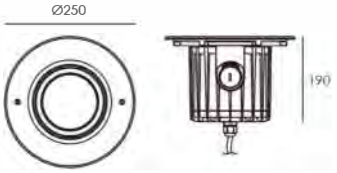

OUTER DIMENSIONS

ITEM	XB2KFR1258
LIGHT SOURCE	12×2.2W
LENS	B27
SELECTED DEGREE(°)θ1/2	20°
INPUT VOLTAGE(V)	DC24V 120/240V
OPERATING CURRENT(MA)	24V=1150 120V=234 240V=125
CONSUMPTION(W)	24V=27.6 120V=28 240V=28
LUMINANCE(LM)	WW=2392
IK	10

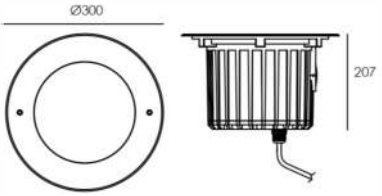

DATASHEET

HOUSING	12# Die-casting dark grey powder coated aluminum T=60-80μm Adhesion of ISO class 1/ATM class 4B
FRONT COVER	Hard chrome-plated stainless steel SUS 316L#
LIGHT WINDOW	XB2FFR0956: Tempered frosted step glass.T=8mm XB2GFR1257: Tempered frosted step glass.T=10mm XB2KFR1258: Tempered frosted step glass.T=10mm
GLASS PRESSURE CAPACITY	XB2FFR0956: Full Area=2,961kgs XB2GFR1257: Full Area=5,513kgs XB2KFR1258: Full Area=5,356kgs
CABLE GLAND	XB2FFR0956: IP68 PG-11 PA66 XB2GFR1257: IP68 PG-13.5 PA66 XB2KFR1258: IP68 PG-13.5 PA66
GASKET	Silicon rubber molding shaped seal
LED DRIVER	Constant Voltage Input, Constant Current Output
OPERATING TEMPERATURE	-20°C~40°C
POWER CABLE	XB2FFR0956, XB2KFR1258: H07RN-F 2X1.0mm2 L=0.5m(low voltage) H07RN-F 3X1.0mm2 L=0.5m(high voltage) XB2GFR1257: H05RN-F 2X1.0mm2 L=0.5m(low voltage) H05RN-F 3X1.0mm2 L=0.5m(high voltage)
DIMMABLE SUPPORT	Triac PWM 1-10V Dali
RECESSED SLEEVE MATERIAL	PC/ABS ALLOYS

LED COLOUR TEMPERATURE

2,000K · 3,000K · 6,000K

LENS

B17	15°	20°	30°	50°
B26	8°			
B27	13°	25°	30°	

HONEYCOMB(Option)

XB2FFR0956	XB2GFR1257	XB2KFR1258
Louver **Mh003**	Louver **Mh004**	Louver **Mh004**

- Optional Accessory Honeycomb Louver
- The measured luminous flux data does not contain the honeycomb, and the data containing is reduced 20 to 30%.

SLEEVE (Included)

XB2FFR0956

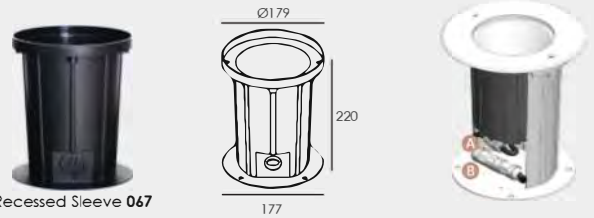

Recessed Sleeve **067**

XB2GFR1257

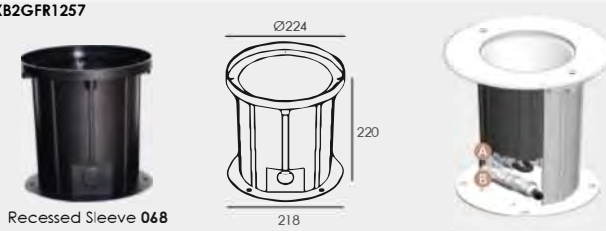

Recessed Sleeve **068**

XB2KFR1258

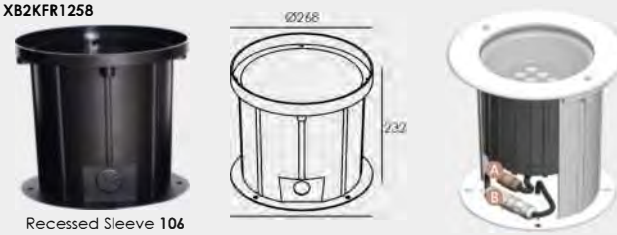

Recessed Sleeve **106**

Water proof solution

Ⓐ **Water-Stopper**(Included)
The luminaire will generate high temperature when used, which will generate negative pressure when the power is turned off also brings water vapor into the luminaire. That' s why the device is required to block the entry of water vapor.

Ⓑ **IP67 Jiffy quick plug/socket connector**(Option)
To prevent water vapor into luminaire via wire which had been cut, the air contains lots of steams when raining, spray or in humid environment, the luminaire will generate high temperature when used, which will generate negative pressure when the power is turned off also brings water vapor into the luminaire.

PHOTOMATIRC



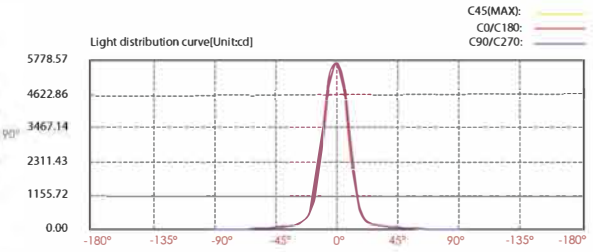

Lux distance cure

Illuminance at a distance

	Center beam LUX	Beam width V	Beam width H
2m	1428.35 LUX	0.7m	0.7m
4m	357.09 LUX	1.5m	1.5m
6m	158.71 LUX	2.2m	2.2m
8m	89.27 LUX	3.0m	2.9m
10m	57.13 LUX	3.7m	3.7m
12m	39.68 LUX	4.5m	4.4m

Ver.Spread:21.1 Horiz.Spread:20.8



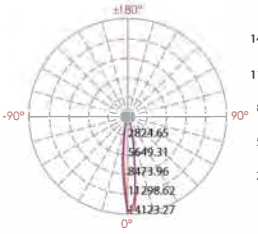

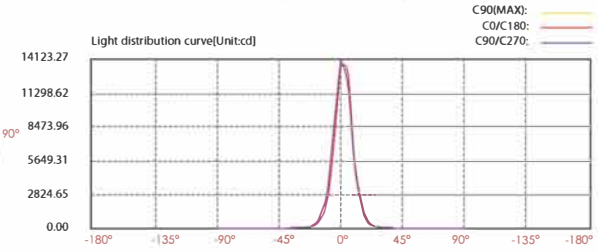

Lux distance cure

Illuminance at a distance

	Center beam LUX	Beam width V	Beam width H
2m	3403.94 LUX	0.5m	0.5m
4m	850.99 LUX	1.0m	1.0m
6m	378.22 LUX	1.5m	1.4m
8m	212.75 LUX	2.0m	1.9m
10m	136.16 LUX	2.6m	2.4m
12m	94.55 LUX	3.1m	2.9m

Ver.Spread:14.5 Horiz.Spread:13.7



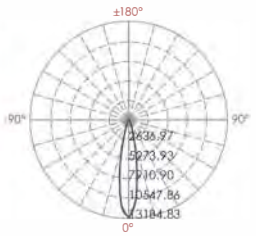

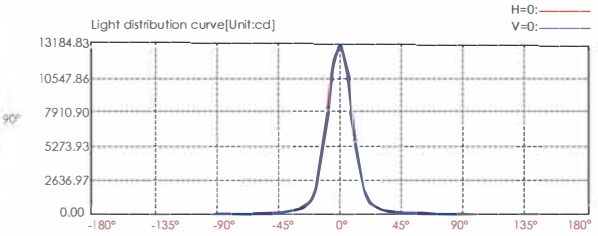

Lux distance cure

Illuminance at a Distance

	Center Beam LUX	Beam Width V	Beam Width H
2m	3285.71 LUX	0.7m	0.7m
4m	821.43 LUX	1.4m	1.4m
6m	365.08 LUX	2.1m	2.1m
8m	205.36 LUX	2.9m	2.8m
10m	131.43 LUX	3.6m	3.5m
12m	91.27 LUX	4.3m	4.2m

Vert.Spread:20.2 Horiz.Spread:19.9

2019-2021 NEW

ITEM
R2CFR0125F
LIGHT SOURCE
1×5W COB
REFLECTOR
R7
SELECTED DEGREE(°)θ1/2
24°
INPUT VOLTAGE(V)
DC24V 120/240V
OPERATING CURRENT(MA)
24V=265 120V=52 240V=34
CONSUMPTION(W)
24V=6.3 120V=6 240V=6.8
LUMINANCE(LM)
CW=555 WW=441
IK
09

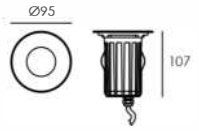

ITEM
R2DFR0126F
LIGHT SOURCE
1×7W COB
REFLECTOR
R8
SELECTED DEGREE(°)θ1/2
24°
INPUT VOLTAGE(V)
DC24V 120/240V
OPERATING CURRENT(MA)
24V=324 120V=72 240V=40
CONSUMPTION(W)
24V=7.7 120V=8.5 240V=8.5
LUMINANCE(LM)
CW=921 WW=744
IK
09

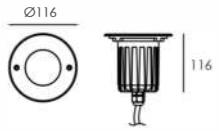

ITEM
R2EFR0129
LIGHT SOURCE
1×12W COB
REFLECTOR
R18
SELECTED DEGREE(°)θ1/2
22°
INPUT VOLTAGE(V)
DC24V 120/240V
OPERATING CURRENT(MA)
24V=529 120V=102 240V=64
CONSUMPTION(W)
24V=12.7 120V=14 240V=14
LUMINANCE(LM)
CW=1436 WW=1389
IK
10

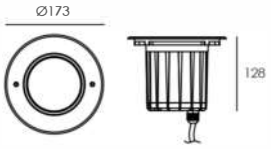

DATASHEET

HOUSING	12# Die-casting dark grey powder coated aluminum T=60-80μm Adhesion of ISO class 1/ATM class 4B
FRONT COVER	Hard chrome-plated stainless steel SUS 316L#
LIGHT WINDOW	R2CFR0125F: Tempered frosted step glass.T=6mm R2DFR0126F: Tempered frosted step glass.T=8mm R2EFR0129: Tempered frosted step glass.T=8mm
REFLECTOR	Optical Reflector efficiency≥90%
LED	NICHIA COB
GLASS PRESSURE CAPACITY	R2CFR0125F: Full Area=1,195kgs R2DFR0126F: Full Area=2,526kgs R2EFR0129: Full Area=2,621kgs
CABLE GLAND	R2CFR0125, R2DFR0126: IP68 PG-9 PA66 IP68 PG-11 PA66: IP68 PG-11 PA66
GASKET	Silicon rubber molding shaped seal
LED DRIVER	Constant Voltage Input, Constant Current Output
OPERATING TEMPERATURE	-20˚C~40˚C
POWER CABLE	R2CFR0125: H05RN-F 2X1.0mm2 L=0.5m(low voltage) H05RN-F 3X1.0mm2 L=0.5m(high voltage) R2DFR0126, R2EFR0129: H07RN-F 2X1.0mm2 L=0.5m(low voltage) H07RN-F 3X1.0mm2 L=0.5m(high voltage)
RECESSED SLEEVE MATERIAL	PC/ABS ALLOYS

LED COLOUR TEMPERATURE

3,000K · 6,000K

LENS

R7	18°	24°	32°	
R8	15°	24°	38	60°
B18	15°	22°	35°	55°

HONEYCOMB LOUVER (Option)

R2CFR0125	R2DFR0126	R2EFR0129
Louver **Mh005**	Louver **Mh001**	Louver **Mh007**

- Optional Accessory Honeycomb Louver
- The measured luminous flux data does not contain the honeycomb, and the data containing is reduced 20 to 30%.

SLEEVE (Included)

R2CFR0125F

Recessed Sleeve **B08**

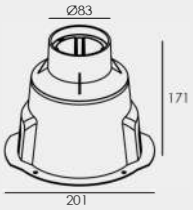

R2DFR0126F

Recessed Sleeve **B09**

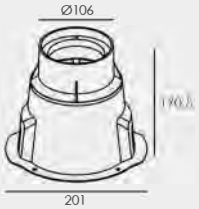

R2EFR0129

Recessed Sleeve **066**

Water proof solution

A Water-Stopper(Included)
The luminaire will generate high temperature when used, which will generate negative pressure when the power is turned off also brings water vapor into the luminaire. That' s why the device is required to block the entry of water vapor.

B IP67 Jiffy quick plug/socket connector(Option)
To prevent water vapor into luminaire via wire which had been cut, the air contains lots of steams when raining, spray or in humid environment, the luminaire will generate high temperature when used, which will generate negative pressure when the power is turned off also brings water vapor into the luminaire.

Option

R2CFR0125F

Recessed Sleeve **181#**
This recessed sleeve is unable to install socket connector.

R2DFR0126F

Recessed Sleeve **083**
This recessed sleeve is unable to install socket connector.

PHOTOMATIRC



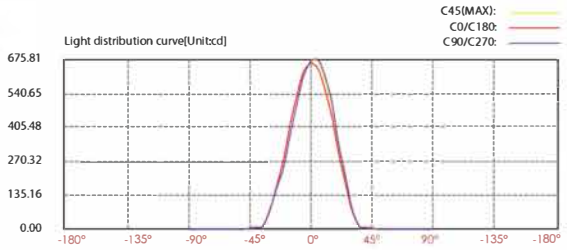

Lux distance cure

	Center beam LUX	Beam width V	Beam width H
2m	166.67 LUX	1.3m	1.3m
4m	41.67 LUX	2.7m	2.7m
6m	18.52 LUX	4.0m	4.0m
8m	18.42 LUX	5.3m	5.3m
10m	6.67 LUX	6.7m	6.7m
12m	6.43 LUX	8.0m	8.0m

Ver.Spread:36.9 Horiz.Spread:36.9

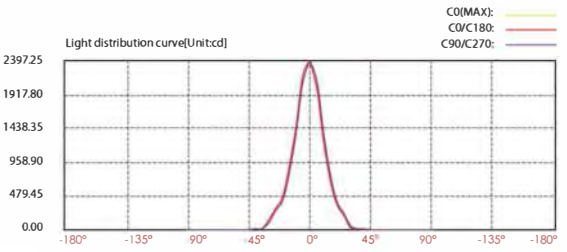

Lux distance cure

	Center beam LUX	Beam width V	Beam width H
2m	599.31 LUX	0.8m	0.8m
4m	149.83 LUX	1.6m	1.6m
6m	66.59 LUX	2.5m	2.4m
8m	37.46 LUX	3.3m	3.2m
10m	23.97 LUX	4.1m	4.1m
12m	16.65 LUX	4.9m	4.9m

Ver.Spread:23.1 Horiz.Spread:23.0



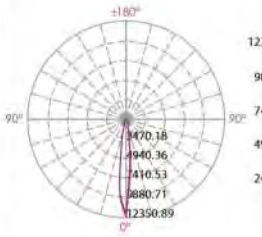

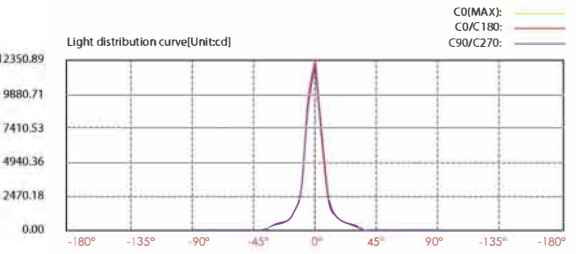

Lux distance cure

	Center beam LUX	Beam width V	Beam width H
2m	3087.72 LUX	0.4m	0.5m
4m	771.93 LUX	0.9m	0.9m
6m	343.08 LUX	1.3m	1.4m
8m	192.98 LUX	1.7m	1.8m
10m	123.51 LUX	2.2m	2.3m
12m	85.77 LUX	2.6m	2.8m

Ver.Spread:12.3 Horiz.Spread:13.1

2019-2021 NEW

ITEM	R2FFR0170
LIGHT SOURCE	1×18W COB
REFLECTOR	R19
SELECTED DEGREE(°)θ1/2	22°
INPUT VOLTAGE(V)	DC24V 120/240V
OPERATING CURRENT(MA)	24V=700 120V=160 240V=85
CONSUMPTION(W)	24V=17 120V=18.5 240V=18.5
LUMINANCE(LM)	CW=1834 WW=1760
IK	10

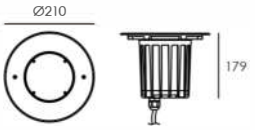

ITEM	R2GFR0173
LIGHT SOURCE	1×25W COB
REFLECTOR	R16
SELECTED DEGREE(°)θ1/2	12°
INPUT VOLTAGE(V)	DC24V 120/240V
OPERATING CURRENT(MA)	24V=1158 120V=240 240V=124
CONSUMPTION(W)	24V=28 120V=28 240V=28
LUMINANCE(LM)	CW=3001 WW=2803
IK	10

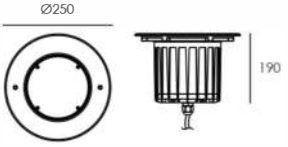

ITEM	R2KFR0176
LIGHT SOURCE	1×40W COB
REFLECTOR	R29
SELECTED DEGREE(°)θ1/2	24°
INPUT VOLTAGE(V)	DC24V 120/240V
OPERATING CURRENT(MA)	24V=1870 120V=372 240V=187
CONSUMPTION(W)	24V=45 120V=45 240V=44.5
LUMINANCE(LM)	CW=4425 WW=4097
IK	10

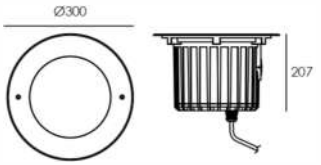

DATASHEET

HOUSING	12# Die-casting dark grey powder coated aluminum T=60-80μm Adhesion of ISO class 1/ATM class 4B
FRONT COVER	Hard chrome-plated stainless steel SUS 316L#
LIGHT WINDOW	R2FFR0170: Tempered frosted step glass.T=8mm R2GFR0173: Tempered frosted step glass=10mm R2KFR0176: Tempered frosted step glass.T=10mm
REFLECTOR	Optical Reflector efficiency≥90%
LED	NICHIA COB
GLASS PRESSURE CAPACITY	R2FFR0170: Full Area=2,940kgs R2GFR0173: Full Area=5,016kgs R2KFR0176: Full Area=5,016kgs
CABLE GLAND	R2FFR0170: IP68 PG-11 PA66 R2GFR0173: IP68 PG-13.5 PA66 R2KFR0176: IP68 PG-13.5 PA66
GASKET	Silicon rubber molding shaped seal
LED DRIVER	Constant Voltage Input, Constant Current Output
OPERATING TEMPERATURE	-20˚C~40˚C
POWER CABLE	H07RN-F 2X1.0mm2 L=0.5m(low voltage) H07RN-F 3X1.0mm2 L=0.5m(high voltage)
RECESSED SLEEVE MATERIAL	PC/ABS ALLOYS

LED COLOUR TEMPERATURE

3,000K · 6,000K

LENS

R19	10°	22°	38°
R16	12°	25°	38°
R29	8°	24°	38°

HONEYCOMB LOUVER (Option)

R2FFR0170	R2GFR0173	R2KFR0176
Louver **Mh008**	Louver **Mh009**	Louver **Mh035**

- Optional Accessory Honeycomb Louver
- The measured luminous flux data does not contain the honeycomb, and the data containing is reduced 20 to 30%.

SLEEVE (Included)

R2FFR0170

Recessed Sleeve **067**

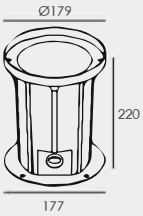

R2GFR0173

Recessed Sleeve **068**

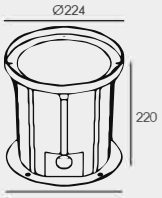

R2KFR0176

Recessed Sleeve **106**

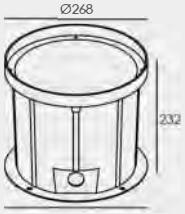

Water proof solution

Ⓐ **Water-Stopper**(Included)
The luminaire will generate high temperature when used, which will generate negative pressure when the power is turned off also brings water vapor into the luminaire. That' s why the device is required to block the entry of water vapor.

Ⓑ **IP67 Jiffy quick plug/socket connector**(Option)
To prevent water vapor into luminaire via wire which had been cut, the air contains lots of steams when raining, spray or in humid environment, the luminaire will generate high temperature when used, which will generate negative pressure when the power is turned off also brings water vapor into the luminaire.

PHOTOMATIRC



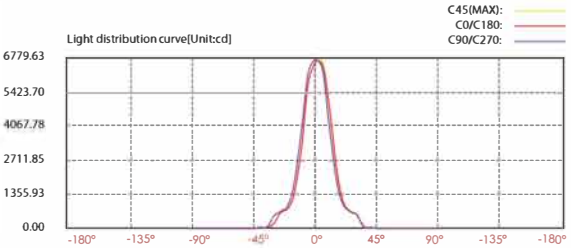

Lux distance cure

Illuminance at a distance

	Center beam LUX	Beam width V	Beam width H
2m	1666.57 LUX	0.8m	0.8m
4m	416.64 LUX	1.6m	1.6m
6m	182.17 LUX	2.4m	2.4m
8m	104.16 LUX	3.3m	3.2m
10m	66.66 LUX	4.1m	4.0m
12m	46.29 LUX	4.9m	4.8m

Ver.Spread:23.0 Horiz.Spread:22.8



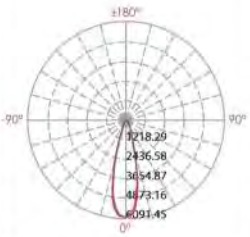

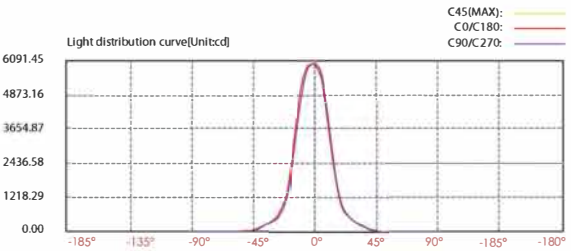

Lux distance cure

Illuminance at a distance

	Center beam LUX	Beam width V	Beam width H
2m	1490.22 LUX	0.9m	1.0m
4m	372.56 LUX	1.9m	1.9m
6m	165.58 LUX	2.8m	2.9m
8m	93.14 LUX	3.8m	3.8m
10m	59.61 LUX	4.7m	4.8m
12m	41.40 LUX	5.7m	2.7m

Ver.Spread:26.5 Horiz.Spread:26.9



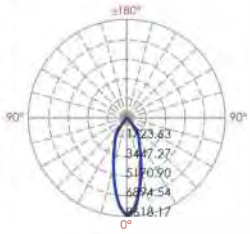

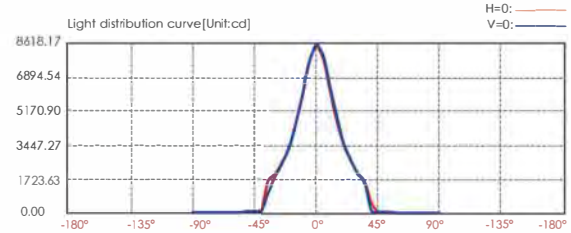

Lux distance cure

Illuminance at a Distance

	Center Beam LUX	Beam Width V	Beam Width H
2m	21.39.95 LUX	1.1m	1.2m
4m	534.99 LUX	2.3m	2.3m
6m	237.77 LUX	3.4m	3.5m
8m	133.75 LUX	4.5m	4.6m
10m	85.60 LUX	5.7m	5.8m
12m	59.44 LUX	6.8m	6.9m

Verf.Spread:31.7 Horiz.Spread:32.3

2019-2021 NEW

ITEM	FB2CDR0357F
LIGHT SOURCE	3×2W
LENS	FB03
SELECTED DEGREE(°)θ1/2	20°
INPUT VOLTAGE(V)	DC24V 120/240V
OPERATING CURRENT(MA)	24V=206 120V=51 240V=30
CONSUMPTION(W)	24V=5.2 120V=6.0 240V=6.0
LUMINANCE(LM)	CW=479 WW=376
IK	08

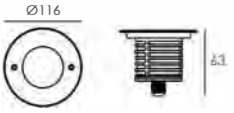

ITEM	FB2BFR0657
LIGHT SOURCE	6×2W
LENS	FB06
SELECTED DEGREE(°)θ1/2	20°
INPUT VOLTAGE(V)	DC24V 120/240V
OPERATING CURRENT(MA)	24V=526 120V=100 240V=56
CONSUMPTION(W)	24V=13.5 120V=11.8 240V=12.4
LUMINANCE(LM)	CW=956 WW=995
IK	07

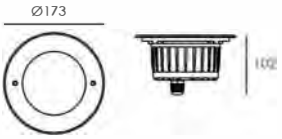

ITEM	FB2VAR0658
LIGHT SOURCE	6×3W
LENS	FB06
SELECTED DEGREE(°)θ1/2	20°
INPUT VOLTAGE(V)	DC24V 120/240V
OPERATING CURRENT(MA)	24V=850 120V=156 240V=84
CONSUMPTION(W)	24V=20.4 120V=18.6 240V=18.8
LUMINANCE(LM)	CW=1866 WW=1605
IK	07

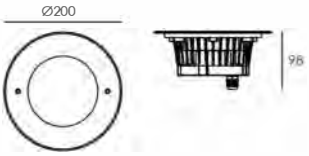

LED COLOUR TEMPERATURE

2,000K · 3,000K · 6,000K

LENS

FB03	9°	15°	20°	30°	45°
FB06	9°	15°	20°	30°	45°
B33	9°	15°	20°	30°	45°	60°

DATASHEET

HOUSING	12# Die-casting dark grey powder coated aluminum T=60-80μm.
FRONT RING	Hard chromeplated Stainless steel SUS 316L#
LIGHT WINDOW	Tempered frosted step glass.T=8mm
CABLE GLAND	IP68 PG-9 PA66
LED	FB2CDR0357, FB2BFR0657: OSRAM FB2VAR0658: NICHIA
PCB	Excellent heat conductivity aluminum coefficient of heat Conductivity≥2.0w/mk
LED DRIVER	Constant Voltage Input, Constant Current Output
LENS	Optical Reflector efficiency≥85%
OPERATING TEMPERATURE	-20˚C~40˚C
POWER CABLE	FB2CDR0357F, FB2VAR0658: H05RN-F 2X1.0mm2 L=0.5m(low voltage) H05RN-F 3X1.0mm2 L=0.5m(high voltage) FB2BFR0657: H07RN-F 2X1.0mm2 L=0.5m(low voltage) H07RN-F 3X1.0mm2 L=0.5m(high voltage)
RECESSED SLEEVE MATERIAL	PC/ABS ALLOYS
GLASS PRESSURE CAPACITY	FB2CDR0357F: 2,578kgs FB2BFR0657: 2,274kgs FB2VAR0658: 3,489kgs
DIMMABLE SUPPORT	
IP	IP67

HONEYCOMB LOUVER (Option)

FB2CDR0357	FB2BFR0657	FB2VAR0658
Louver **Mh012**	Louver **Mh013**	Louver **Mh037**

- Optional Accessory Honeycomb Louver
- The measured luminous flux data does not contain the honeycomb, and the data containing is reduced 20 to 30%.

SLEEVE (Included)

FB2CDR0357F

Recessed Sleeve **B12**

FB2BFR0657

Recessed Sleeve **016**

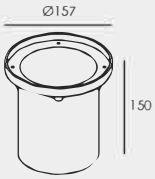

FB2VAR0658

Recessed Sleeve **057**

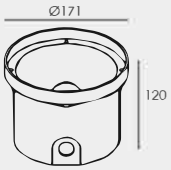

Water proof solution

A Water-Stopper(Included)
The luminaire will generate high temperature when used, which will generate negative pressure when the power is turned off also brings water vapor into the luminaire. That' s why the device is required to block the entry of water vapor.

B IP67 Jiffy quick plug/socket connector(Option)
To prevent water vapor into luminaire via wire which had been cut, the air contains lots of steams when raining, spray or in humid environment, the luminaire will generate high temperature when used, which will generate negative pressure when the power is turned off also brings water vapor into the luminaire.

Option

FB2CDR0357F

Recessed Sleeve **015**

PHOTOMATIRC



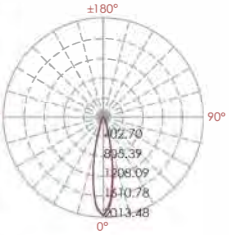

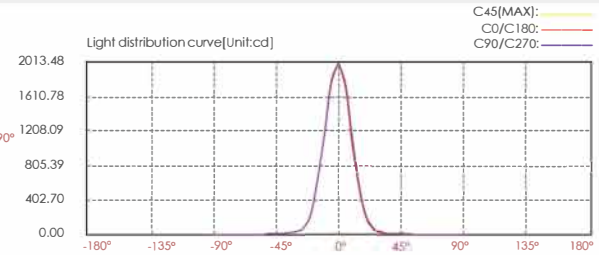

Lux distance cure

Illuminance at a distance	Center beam LUX	Beam width V	Beam width H
2m	500.77 LUX	0.8m	0.8m
4m	125.19 LUX	1.6m	1.5m
6m	55.64 LUX	2.4m	2.3m
8m	31.30 LUX	3.2m	3.1m
10m	20.03 LUX	4.0m	3.8m
12m	13.91 LUX	4.7m	4.6m

Ver.Spread:22.4 Horiz.Spread:21.8



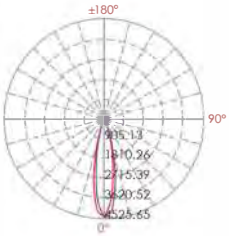

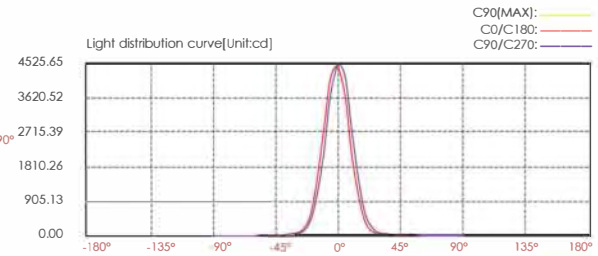

Lux distance cure

Illuminance at a distance	Center beam LUX	Beam width V	Beam width H
2m	1118.83 LUX	0.8m	0.7m
4m	279.71 LUX	1.5m	1.5m
6m	124.31 LUX	2.3m	2.2m
8m	69.93 LUX	3.0m	3.0m
10m	44.75 LUX	3.8m	3.7m
12m	31.08 LUX	4.5m	4.5m

Ver.Spread:21.4 Horiz.Spread:21.2



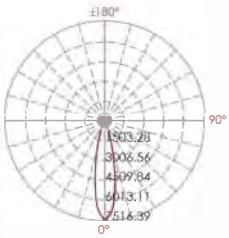

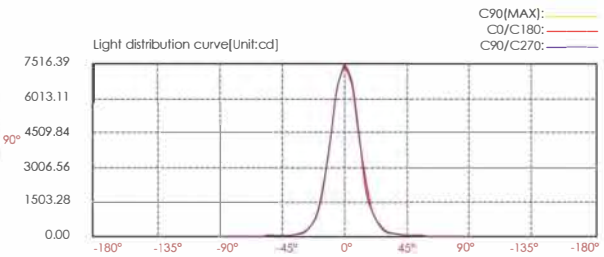

Lux distance cure

Illuminance at a distance	Center beam LUX	Beam width V	Beam width H
2m	1860.88 LUX	0.8m	0.8m
4m	465.22 LUX	1.6m	1.6m
6m	206.76 LUX	2.4m	2.4m
8m	116.31 LUX	3.2m	3.2m
10m	74.44 LUX	4.0m	4.0m
12m	51.69 LUX	4.8m	4.9m

Ver.Spread:22.8 Horiz.Spread:22.9

ITEM
FC2CDR0357F
LIGHT SOURCE
3×2W
LENS
FC02
LENS DEGREE
45°/35°
INPUT VOLTAGE(V)
DC24V 120/240V
OPERATING CURRENT(MA)
24V=206 120V=51 240V=30
CONSUMPTION(W)
24V=5.2 120V=6.0 240V=6.0
LUMINANCE(LM)
CW=398 WW=359
IK
08

ITEM
FC2BFR0657
LIGHT SOURCE
6×2W
LENS
FC04
LENS DEGREE
20°
INPUT VOLTAGE(V)
DC24V 120/240V
OPERATING CURRENT(MA)
24V=526 120V=100 240V=56
CONSUMPTION(W)
24V=13.5 120V=11.8 240V=12.4
LUMINANCE(LM)
CW=944 WW=709
IK
07

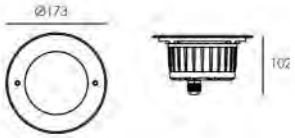

ITEM
FC2VAR0658
LIGHT SOURCE
6×3W
LENS
FC04
LENS DEGREE
45°/35°
INPUT VOLTAGE(V)
DC24V 120/240V
OPERATING CURRENT(MA)
24V=850 120V=156 240V=84
CONSUMPTION(W)
24V=20.4 120V=18.6 240V=18.8
LUMINANCE(LM)
CW=1543 WW=1307
IK
09

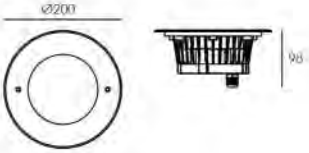

LED COLOUR TEMPERATURE

2,000K · 3,000K · 6,000K

LENS

	FC02	**45°/35°**
	FC04	**45°/35°**

HONEYCOMB LOUVER (Option)

FC2CDR0357F	FC2BFR0657	FC2VAR0658
Louver **Mh012**	Louver **Mh013**	Louver **Mh037**

- Optional Accessory Honeycomb Louver
- The measured luminous flux data does not contain the honeycomb, and the data containing is reduced 20 to 30%.

DATASHEET

HOUSING	12# Die-casting dark grey powder coated aluminum T=60-80μm.
FRONT RING	Hard chromeplated Stainless steel SUS 316L#
LIGHT WINDOW	Tempered frosted step glass.T=8mm
CABLE GLAND	IP68 PG-9 PA66
LED	FB2CDR0357, FB2BFR0657: OSRAM FB2VAR0658: NICHIA
PCB	Excellent heat conductivity aluminum coefficient of heat Conductivity≥2.0w/mk
LED DRIVER	Constant Voltage Input, Constant Current Output
LENS	Optical Reflector efficiency≥85%
OPERATING TEMPERATURE	-20˚C~40˚C
POWER CABLE	FC2CDR0357F, FC2VAR0658: H05RN-F 2X1.0mm2 L=0.5m(low voltage) H05RN-F 3X1.0mm2 L=0.5m(high voltage) FC2BFR0657: H07RN-F 2X1.0mm2 L=0.5m(low voltage) H07RN-F 3X1.0mm2 L=0.5m(high voltage)
RECESSED SLEEVE MATERIAL	PC/ABS ALLOYS
GLASS PRESSURE CAPACITY	FC2CDR0357F: 2,578kgs FC2BFR0657: 2,274kgs FC2VAR0658: 3,489kgs
DIMMABLE SUPPORT	
IP	IP67

SLEEVE (Included)

FC2CDR0357F

Recessed Sleeve **B12**

FC2BFR0657

Recessed Sleeve **016**

FC2VAR0658

Recessed Sleeve **057**

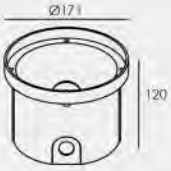

Option

FC2CDR0357F

Recessed Sleeve **015**

Water proof solution

A Water-Stopper(Included)
The luminaire will generate high temperature when used, which will generate negative pressure when the power is turned off also brings water vapor into the luminaire. That' s why the device is required to block the entry of water vapor.

B IP67 Jiffy quick plug/socket connector(Option)
To prevent water vapor into luminaire via wire which had been cut, the air contains lots of steams when raining, spray or in humid environment, the luminaire will generate high temperature when used, which will generate negative pressure when the power is turned off also brings water vapor into the luminaire.

Photometric Curves



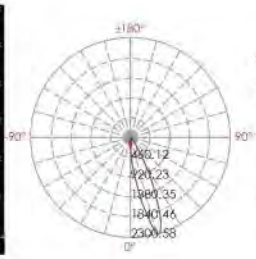

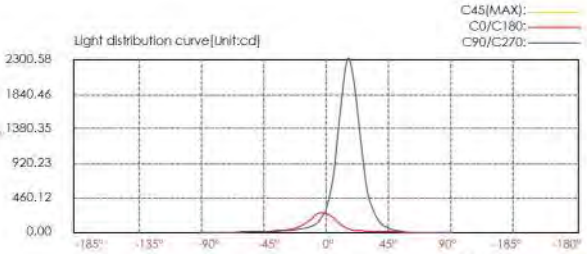

Lux distance cure

Illuminance at a distance

	Center beam LUX	Beam width V	Beam width H
2m	65.48 LUX	0.6m	0.5m
4m	16.37 LUX	1.2m	1.1m
6m	7.28 LUX	1.9m	1.6m
8m	4.09 LUX	2.5m	2.2m
10m	2.62 LUX	3.1m	2.7m
12m	1.82 LUX	3.7m	3.3m

Ver.Spread:17.6 Horiz.Spread:15.6



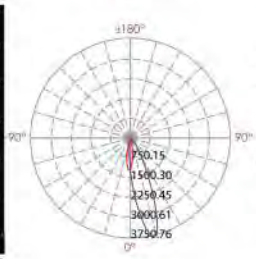

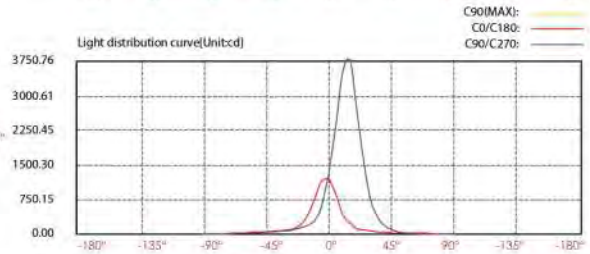

Lux distance cure

Illuminance at a distance

	Center beam LUX	Beam width V	Beam width H
2m	301.49 LUX	0.7m	0.6m
4m	75.37 LUX	1.5m	1.3m
6m	33.50 LUX	2.2m	1.9m
8m	18.54 LUX	3.0m	2.5m
10m	12.06 LUX	3.7m	3.1m
12m	8.37 LUX	4.4m	3.8m

Ver.Spread:20.9 Horiz.Spread:17.8



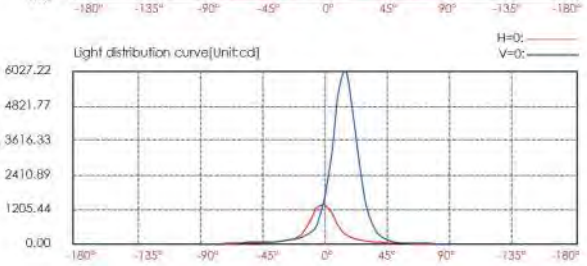

Lux distance cure

Illuminance at a distance

	Center beam LUX	Beam width V	Beam width H
2m	348.70 LUX	0.6m	0.7m
4m	87.18 LUX	1.1m	1.4m
6m	38.74 LUX	1.7m	2.1m
8m	21.79 LUX	2.2m	2.8m
10m	13.95 LUX	2.8m	3.5m
12m	9.69 LUX	3.4m	4.2m

Ver.Spread:15.9 Horiz.Spread:19.8

Small Size LED Inground Light
Strong Up Light

2019-2021 NEW

ITEM
B2IR0125F

LIGHT SOURCE
1×5W COB

LENS
B71

SELECTED DEGREE(°)θ1/2
24°

INPUT VOLTAGE(V)
DC24V 120/240V

OPERATING CURRENT(MA)
24V=265 120V=52 240V=32

CONSUMPTION(W)
24V=6.3 120V=6.5 240V=6.7

LUMINANCE(LM)
493

IK
08

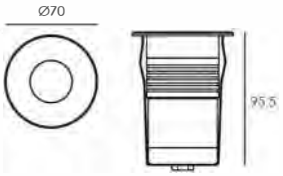

ITEM
R2IR0125 AF

LIGHT SOURCE
1×5W COB

REFLECTOR
R7

SELECTED DEGREE(°)θ1/2
24°

INPUT VOLTAGE(V)
DC24V 120/240V

OPERATING CURRENT(MA)
24V=265 120V=52 240V=32

CONSUMPTION(W)
24V=6.3 120V=6.5 240V=6.7

LUMINANCE(LM)
CW=506 WW=442

IK
08

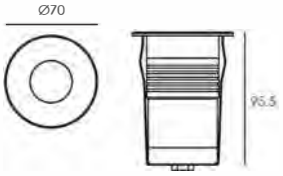

HONEYCOMB LOUVER (Option)

FB2CDR0357/FB2CDR0357 A

Louver **Mh015**

- Optional Accessory Honeycomb Louver
- The measured luminous flux data does not contain the honeycomb, and the data containing is reduced 20 to 30%.

LED COLOUR TEMPERATURE

3,000K · 6,000K

LENS

B71	15°	45°	60°
R7	18°	24°	32°

DATASHEET

FRONT COVER	316# stainless steel **forged molding** with hard chromeplated
HOUSING	12# Die-casting dark grey powder coated aluminum **forged molding** T=60-80μm. Adhesion of ISO class 1/ASTM class 4B
LIGHT WINDOW	Tempered step glass.T=7mm
GASKET	Silicon rubber molding shaped seal
POWER CABLE	H05RN-F 2×1.0mm^2 L=0.5m(low voltage) H05RN-F 3×1.0mm^2 L=0.5m(high voltage)
CABLE GLAND	IP67 Copper and nicked coated
LED TYPE	Nichia COB
LED DRIVER	Constant Voltage Input, Constant Current Output
LENS	Optical Reflector efficiency≥90%
RECESSED SLEEVE MATERIAL	PC/ABS ALLOYS
GLASS PRESSURE CAPACITY	Full area=783kgs
DIMMABLE SUPPORT	
IP	IP67
OPERATING TEMPERATURE	-20°C~40°C

SLEEVE

Water proof solution

Ⓐ **Water-Stopper**(Included)
The luminaire will generate high temperature when used, which will generate negative pressure when the power is turned off also brings water vapor into the luminaire. That' s why the device is required to block the entry of water vapor.

Ⓑ **IP67 Jiffy quick plug/socket connector**(Option)
To prevent water vapor into luminaire via wire which had been cut, the air contains lots of steams when raining, spray or in humid environment, the luminaire will generate high temperature when used, which will generate negative pressure when the power is turned off also brings watervapor into the luminaire.

Option1

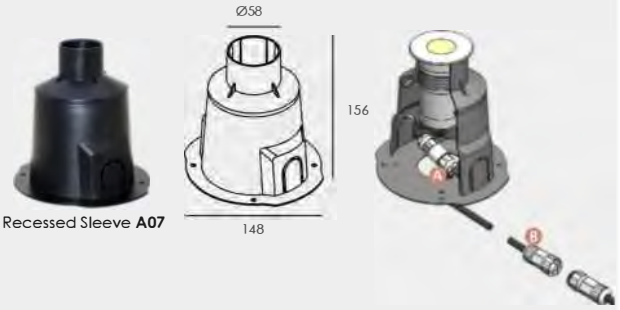

Recessed Sleeve **A07**

Option2

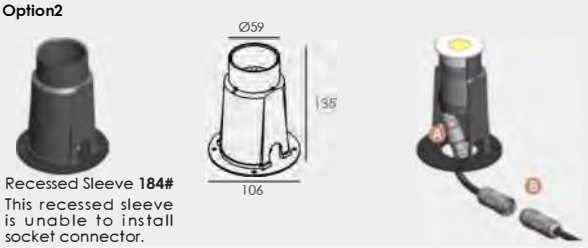

Recessed Sleeve **184#**
This recessed sleeve is unable to install socket connector.

PHOTOMATIRC



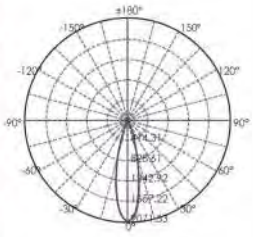

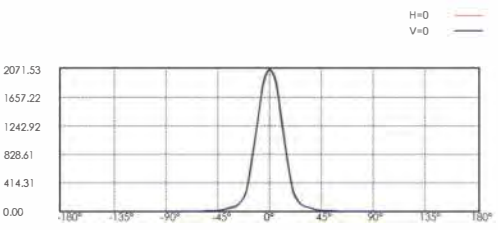

Lux distance Curve

Illuminance at a Distance

	Center Beam LUX	Beam Width V	Beam Width H
2m	517.55 LUX	0.9m	0.9m
4m	129.39 LUX	1.8m	1.8m
6m	57.51 LUX	2.7m	2.7m
8m	32.35 LUX	3.6m	3.5m
10m	20.70 LUX	4.5m	4.4m
12m	14.38 LUX	5.3m	5.3m

Vert.Spread:25.1 Horiz.Spread:25.0

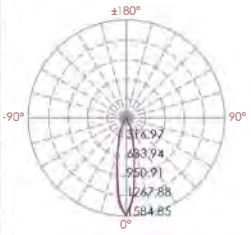

Light distribution curve[Unit:cd]

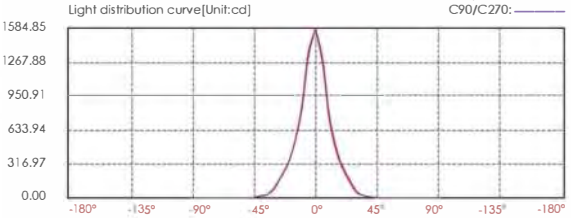

Lux distance cure

Illuminance at a distance

	Center beam LUX	Beam width V	Beam width H
2m	395.48 LUX	0.8m	0.9m
4m	98.87 LUX	1.7m	1.7m
6m	43.94 LUX	2.5m	2.6m
8m	24.72 LUX	3.3m	3.4m
10m	15.82 LUX	4.2m	4.3m
12m	10.99LUX	5.0m	5.1m

Ver.Spread:23.5 Horiz.Spread:24.1

Small Size LED Inground Light
Strong Up Light

2019-2021 NEW

ITEM	B2CAR0158F
LIGHT SOURCE	1×3W
LENS	B33D
SELECTED DEGREE(°)θ1/2	30°
INPUT VOLTAGE(V)	DC24V 120/240V
OPERATING CURRENT(MA)	24V=187 120V=45 240V=26
CONSUMPTION(W)	24V=4.5 120V=5.3 240V=5.4
LUMINANCE(LM)	CW=305 WW=267

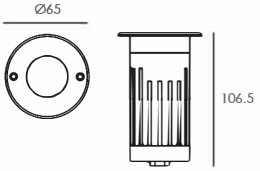

ITEM	B2CAS0158F
LIGHT SOURCE	1×3W
LENS	B33D
SELECTED DEGREE(°)θ1/2	30°
INPUT VOLTAGE(V)	DC24V 120/240V
OPERATING CURRENT(MA)	24V=187 120V=45 240V=26
CONSUMPTION(W)	24V=4.5 120V=5.3 240V=5.4
LUMINANCE(LM)	CW=305 WW=267

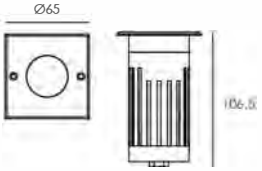

LED COLOUR TEMPERATURE

2,000K · 3,000K · 6,000K

LENS

B33			
	9°	15°	20°
	30°	45°	60°

HONEYCOMB LOUVER (Option)

B2CAR0158

Louver **Mh014**

- Optional Accessory Honeycomb Louver
- The measured luminous flux data does not contain the honeycomb, and the data containing is reduced 20 to 30%.

DATASHEET

FRONT COVER	316# stainless steel **forged molding** with hard chromeplated
HOUSING	12# Die-casting grey powder coated aluminum **forged molding** T=60-80μm Adhesion of ISO class 1/ASTM class 4B
LIGHT WINDOW	Tempered step glass.T=5mm
GASKET	Silicon rubber molding shaped seal
POWER CABLE	H05RN-F 2×1.0mm^2 L=0.5m(low voltage) H05RN-F 3×1.0mm^2 L=0.5m(high voltage)
CABLE GLAND	
LED TYPE	Nichia
LED DRIVER	Constant Voltage Input,Constant Current Output
LENS	
RECESSED SLEEVE MATERIAL	PC/ABS ALLOYS
GLASS PRESSURE CAPACITY	Full area=783kgs
DIMMABLE SUPPORT	
IP	IP67
IK	08
OPERATING TEMPERATURE	-20˚C~40˚C

SLEEVE

Water proof solution

A Water-Stopper(Included)
The luminaire will generate high temperature when used, which will generate negative pressure when the power is turned off also brings water vapor into the luminaire. That' s why the device is required to block the entry of water vapor.

B IP67 Jiffy quick plug/socket connector(Option)
To prevent water vapor into luminaire via wire which had been cut, the air contains lots of steams when raining, spray or in humid environment, the luminaire will generate high temperature when used, which will generate negative pressure when the power is turned off also brings water vapor into the luminaire.

Option1

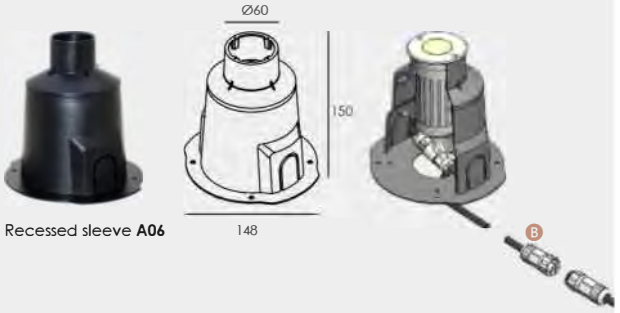

Recessed sleeve **A06**

Option2

Recessed Sleeve **184#**
This recessed sleeve is unable to install socket connector.

PHOTOMATIRC



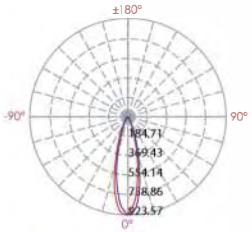

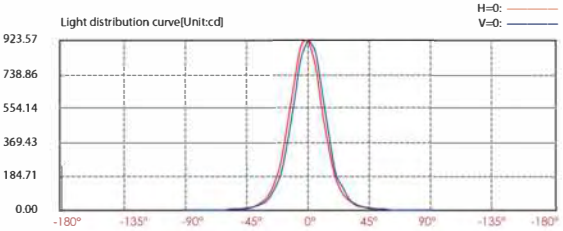

Lux distance cure

Illuminance at a distance

Center beam LUX		Beam width V	Beam width H
2m	230.79 LUX	0.9m	0.9m
4m	57.70 LUX	1.9m	1.9m
6m	25.64 LUX	2.8m	2.8m
8m	14.42 LUX	3.8m	3.8m
10m	9.23 LUX	4.7m	4.7m
12m	6.41 LUX	5.7m	5.6m

Ver.Spread:26.7 Horiz.Spread:26.5



Strong Up Light-Power LED Inground Light
Asymmetrical-Power LED Inground Light

2019-2021 NEW

ITEM	B2WDR0157AF
LIGHT SOURCE	1×2W
LENS	B33D
SELECTED DEGREE(°)θ1/2	30°
INPUT VOLTAGE(V)	DC24V 120/240V
OPERATING CURRENT(MA)	24V=105 120V=47 240V=28
CONSUMPTION(W)	24V=2.5 120V=3.0 240V=3.1
LUMINANCE(LM)	CW=183 WW=143
IK	08

ITEM	C2WDR0157AF
LIGHT SOURCE	1×2W
LENS	C9
SELECTED DEGREE(°)θ1/2	45°/35°
INPUT VOLTAGE(V)	DC24V 120/240V
OPERATING CURRENT(MA)	24V=105 120V=47 240V=28
CONSUMPTION(W)	24V=2.5 120V=3.0 240V=3.1
LUMINANCE(LM)	CW=158 WW=130

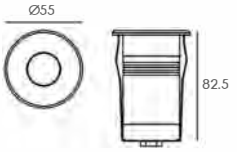

DATASHEET

FRONT COVER	316# stainless steel **forged molding** with hard chromeplated
HOUSING	12# Die-casting dark grey powder coated aluminum **forged molding** T=60-80μm. Adhesion of ISO class 1/ASTM class 4B
LIGHT WINDOW	Tempered step glass.T=7mm
GASKET	Silicon rubber molding shaped seal
POWER CABLE	H05RN-F 2×1.0mm^2 L=0.5m(low voltage) H05RN-F 3×1.0mm^2 L=0.5m(high voltage)
CABLE GLAND	IP67 Copper and nicked coated
LED TYPE	OSRAM
LED DRIVER	Constant Voltage Input, Constant Current Output
LENS	Optical Reflector efficiency≥85%
RECESSED SLEEVE MATERIAL	PC/ABS ALLOYS
GLASS PRESSURE CAPACITY	Full area=1,704kgs
DIMMABLE SUPPORT	
IP	IP67
IK	08
OPERATING TEMPERATURE	-20˚C~40˚C

HONEYCOMB LOUVER (Option)

B2WDR157 A

Louver **Mh021**

- Optional Accessory Honeycomb Louver
- The measured luminous flux data does not contain the honeycomb, and the data containing is reduced 20 to 30%.

LED COLOUR TEMPERATURE

2,000K · 3,000K · 6,000K

LENS

B33 B33D/B33F	**9°** **30°**	**15°** **45°**	**20°** **60°**
C9	**45°/35°**		

IMPRESSION DRAWING OF LENS C9

SLEEVE

Water proof solution

A Water-Stopper(Included)
The luminaire will generate high temperature when used, which will generate negative pressure when the power is turned off also brings water vapor into the luminaire. That' s why the device is required to block the entry of water vapor.

B IP67 Jiffy quick plug/socket connector(Option)
To prevent water vapor into luminaire via wire which had been cut, the air contains lots of steams when raining, spray or in humid environment, the luminaire will generate high temperature when used, which will generate negative pressure when the power is turned off also brings water vapor into the luminaire.

Option1

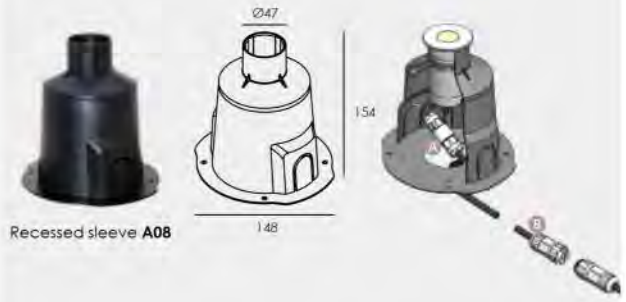

Recessed sleeve **A08**

Option2

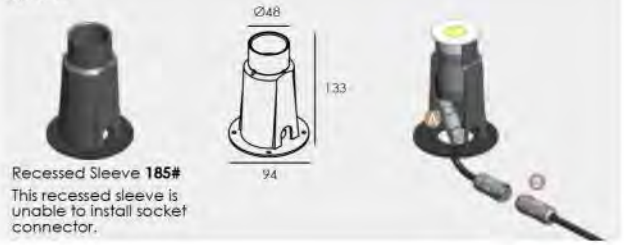

Recessed Sleeve **185#**
This recessed sleeve is unable to install socket connector.

PHOTOMATIRC



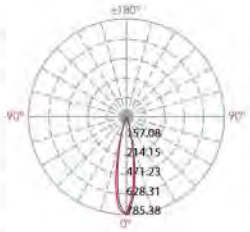

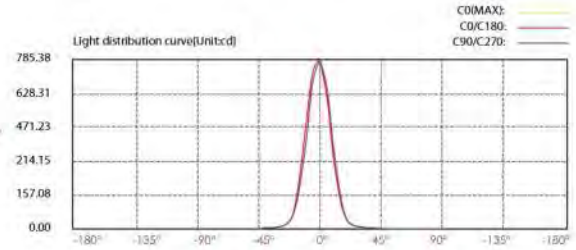

Lux distance cure

Center beam LUX		Beam width V	Beam width H
2m	196.35 LUX	0.4m	0.4m
4m	49.09 LUX	0.8m	0.8m
6m	21.82 LUX	1.3m	1.2m
8m	12.27 LUX	1.7m	1.6m
10m	7.85 LUX	2.1m	2.0m
12m	5.45 LUX	2.5m	2.4m

Ver.Spread:20.1 Horiz.Spread:20.6



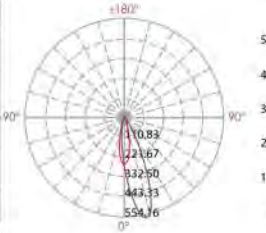

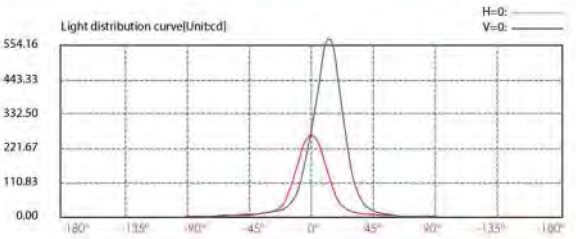

Lux distance cure

Center beam LUX		Beam width V	Beam width H
2m	40.97 LUX	0.6m	0.7m
4m	10.25 LUX	1.2m	1.4m
6m	4.55 LUX	1.7m	2.1m
8m	2.56 LUX	2.3m	2.8m
10m	1.64 LUX	2.9m	3.5m
12m	1.14LUX	3.5m	4.2m

Ver.Spread:16.4 Horiz.Spread:20.0

Mini LED Inground Light
Up Beam Type/Soft Beam Type

2019-2021 NEW

ITEM	
	○B2BPR0157F / □B2BPS0157F
LIGHT SOURCE	
	1×1.5W
LENS	
	B15
SELECTED DEGREE(°)θ1/2	
	20°
INPUT VOLTAGE(V)	
	DC24V
OPERATING CURRENT(MA)	
	83
CONSUMPTION(W)	
	2
LUMINANCE(LM)	
	136

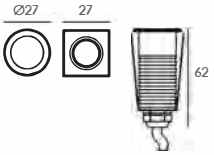

ITEM	
	○D2BPR0134F / □D2BPS0134F
LIGHT SOURCE	
	1×0.5W
SELECTED DEGREE(°)θ1/2	
	70°
INPUT VOLTAGE(V)	
	DC24V
OPERATING CURRENT(MA)	
	26
CONSUMPTION(W)	
	0.62
LUMINANCE(LM)	
	23

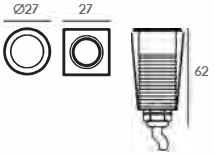

DATASHEET

FRONT COVER	Hard chromeplated stainless steel SUS 316#
HOUSING	Aluminum anodized finshing or powder painting
LIGHT WINDOW	Tempered step glass.T=2mm
GASKET	Silicon rubber molding shaped seal
POWER CABLE	H05RN-F 2×0.5mm^2 L=0.3m
CABLE GLAND	IP67 Nickel coated copper
LED TYPE	
LED DRIVER	Constant Current Input
LENS	Optical lens.efficiency≥85%
RECESSED SLEEVE MATERIAL	PC/ABS ALLOYS
GLASS PRESSURE CAPACITY	
DIMMABLE SUPPORT	
IP	IP67
IK	02
OPERATING TEMPERATURE	-20˚C~40˚C

LED COLOUR TEMPERATURE

2,000K · 3,000K · 6,000K

LENS

B15 | **10°** **15°** **20°** **30°**

LIGHTING DEMO

SLEEVE

Water proof solution

Ⓐ **Water-Stopper**(Included)
The luminaire will generate high temperature when used, which will generate negative pressure when the power is turned off also brings water vapor into the luminaire. That' s why the device is required to block the entry of water vapor.

Ⓑ **IP67 Jiffy quick plug/socket connector**(Option)
To prevent water vapor into luminaire via wire which had been cut, the air contains lots of steams when raining, spray or in humid environment, the luminaire will generate high temperature when used, which will generate negative pressure when the power is turned off also brings water vapor into the luminaire.

Option1

Recessed Sleeve **114#**

Option2

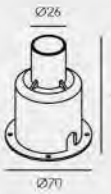

Recessed Sleeve **180#**

This recessed sleeve is unable to install socket connector.

PHOTOMATIRC

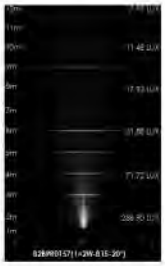

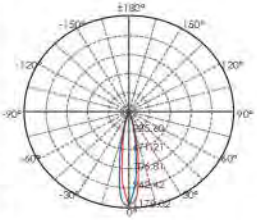

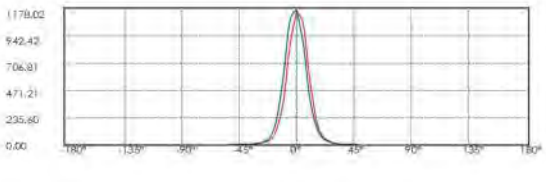

Lux distance Curve

Illuminance at a Distance

	Center Beam LUX	Beam Width V	Beam Width H
2m	286.90 LUX	0.6m	0.7m
4m	71.72 LUX	1.0m	1.3m
6m	31.88 LUX	1.9m	2.0m
8m	17.93 LUX	2.5m	2.6m
10m	11.48 LUX	3.2m	3.3m
12m	7.97 LUX	3.8m	3.9m

Vert.Spread:18.0 Horiz.Spread:19.4

Diffuser Tiny Type LED Inground Light Stainless Steel Front Cover

2019-2021 NEW

ITEM	B2YBR0157F
LIGHT SOURCE	1×1.5W NICHIA
LENS	B15
SELECTED DEGREE(°)θ1/2	15°
INPUT VOLTAGE(V)	DC24V
OPERATING CURRENT(MA)	88
CONSUMPTION(W)	2.1
LUMINANCE(LM)	145

ITEM	D2YBR0134F
LIGHT SOURCE	1×0.5W NICHIA
SELECTED DEGREE(°)θ1/2	65°
INPUT VOLTAGE(V)	DC24V
OPERATING CURRENT(MA)	26
CONSUMPTION(W)	0.6
LUMINANCE(LM)	31

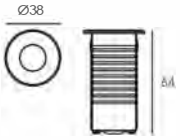

DATASHEET

FRONT COVER	316# stainless steel **forged molding** with hard chromeplated
HOUSING	12# Die-casting grey powder coated aluminum **forged molding** T=60-80μm Adhesion of ISO class 1/ASTM class 4B
LIGHT WINDOW	Tempered step glass.T=4mm
GASKET	Silicon rubber molding shaped seal
POWER CABLE	H05RN-F 2×1.0mm^2 L=0.5m(low voltage)
CABLE GLAND	IP67 Nickel coated copper
LED TYPE	Osram or Nichia
LED DRIVER	Constant Current Input
LENS	PMMA
RECESSED SLEEVE MATERIAL	PC/ABS ALLOYS
GLASS PRESSURE CAPACITY	Full area=254kgs
DIMMABLE SUPPORT	
IP	IP67
IK	03
OPERATING TEMPERATURE	-20˚C~40˚C

LED COLOUR TEMPERATURE

2,000K · 3,000K · 6,000K

LENS

B15 | **10°** **15°** **20°** **30°** **10×33°**

SLEEVE

Water proof solution

Ⓐ **Water-Stopper**(Included)
The luminaire will generate high temperature when used, which will generate negative pressure when the power is turned off also brings water vapor into the luminaire. That' s why the device is required to block the entry of water vapor.

Ⓑ **IP67 Jiffy quick plug/socket connector**(Option)
To prevent water vapor into luminaire via wire which had been cut, the air contains lots of steams when raining, spray or in humid environment, the luminaire will generate high temperature when used, which will generate negative pressure when the power is turned off also brings water vapor into the luminaire.

Option1

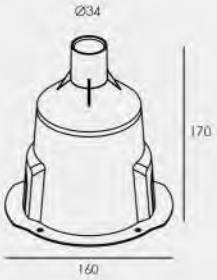

Recessed sleeve **A04**

Option2

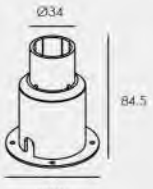

Recessed Sleeve **183#**
This recessed sleeve is unable to install socket connector.

PHOTOMATIRC



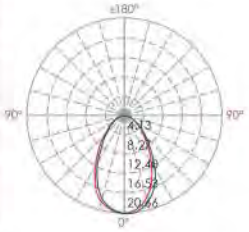

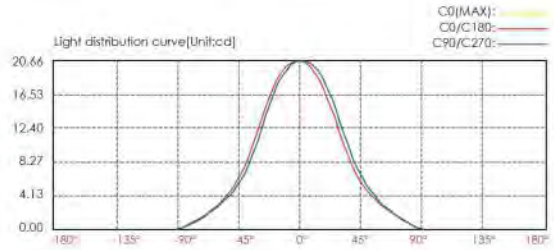

Lux distance cure

Illuminance at a distance

	Center beam LUX	Beam width V	Beam width H
2m	5.17 LUX	2.6m	2.6m
4m	1.29 LUX	5.2m	5.3m
6m	0.57 LUX	7.9m	7.9m
8m	0.32 LUX	10.5m	10.6m
10m	0.21 LUX	13.1m	13.2m
12m	0.14 LUX	15.7m	15.9m

Ver.Spread:66.5 Horiz.Spread:67.0



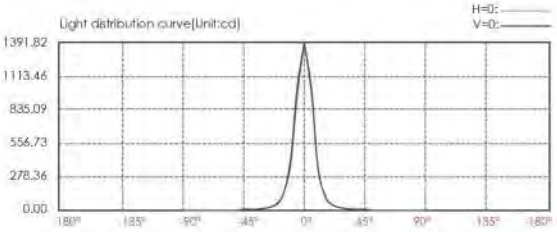

Lux distance cure

Illuminance at a distance

	Center beam LUX	Beam width V	Beam width H
2m	347.90 LUX	0.5m	0.5m
4m	86.98 LUX	1.0m	1.0m
6m	38.66 LUX	1.5m	1.6m
8m	21.74 LUX	2.0m	2.1m
10m	13.92 LUX	2.6m	2.6m
12m	9.66 LUX	3.1m	3.1m

Ver.Spread:14.6 Horiz.Spread:14.9

Diffuser Tiny Type LED Inground Light
Stainless Steel Front Cover

2019-2021 NEW

ITEM
B2YCR0157F

LIGHT SOURCE
1×2W OSRAM

LENS
B27

SELECTED DEGREE(°)θ1/2
13°

INPUT VOLTAGE(V)
DC24V

OPERATING CURRENT(MA)
110

CONSUMPTION(W)
2.5

LUMINANCE(LM)
147

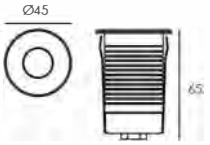

ITEM
D2YCR0134F

LIGHT SOURCE
1×0.5W SEOUL

SELECTED DEGREE(°)θ1/2
60°

INPUT VOLTAGE(V)
DC24V

OPERATING CURRENT(MA)
26

CONSUMPTION(W)
0.6

LUMINANCE(LM)
23

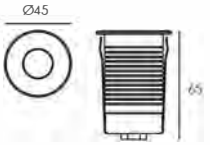

DATASHEET

FRONT COVER	316# stainless steel **forged molding** with hard chromeplated
HOUSING	12# Die-casting grey powder coated aluminum **forged molding** T=60-80μm Adhesion of ISO class 1/ASTM class 4B
LIGHT WINDOW	Tempered step glass.T=4mm
GASKET	Silicon rubber molding shaped seal
POWER CABLE	H05RN-F 2×1.0mm^2 L=0.5m(low voltage)
CABLE GLAND	IP67 Nickel coated copper
LED TYPE	Osram or Nichia
LED DRIVER	Constant Current Input
LENS	PMMA
RECESSED SLEEVE MATERIAL	PC/ABS ALLOYS
GLASS PRESSURE CAPACITY	Full area=254kgs
DIMMABLE SUPPORT	
IP	IP67
IK	03
OPERATING TEMPERATURE	-20˚C~40˚C

LED COLOUR TEMPERATURE

2,000K · 3,000K · 6,000K

LENS

B27	**13°**	**25°**	**30°**
B26	**8°**	**13°**	

SLEEVE

Water proof solution

Ⓐ **Water-Stopper**(Included)
The luminaire will generate high temperature when used, which will generate negative pressure when the power is turned off also brings water vapor into the luminaire. That' s why the device is required to block the entry of water vapor.

Ⓑ **IP67 Jiffy quick plug/socket connector**(Option)
To prevent water vapor into luminaire via wire which had been cut, the air contains lots of steams when raining, spray or in humid environment, the luminaire will generate high temperature when used, which will generate negative pressure when the power is turned off also brings water vapor into the luminaire.

Option1

Recessed sleeve **A05**

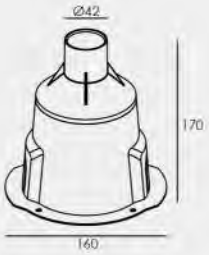

Option2

Recessed Sleeve **182#**

This recessed sleeve is unable to install socket connector.

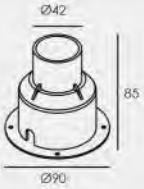

PHOTOMATIRC



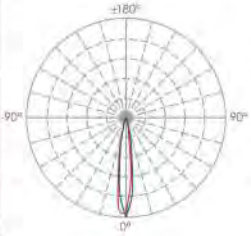

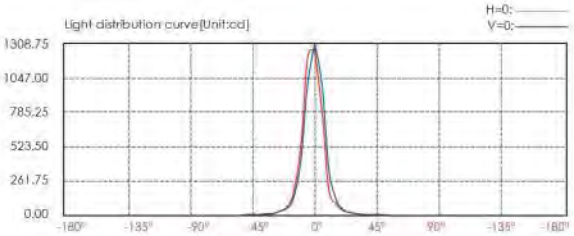

Lux distance cure

Illuminance at a distance	Center beam LUX	Beam width V	Beam width H
2m	327.19 LUX	0.5m	0.6m
4m	81.80 LUX	1.1m	1.1m
6m	36.35 LUX	1.6m	1.7m
8m	20.45 LUX	2.2m	2.2m
10m	13.09 LUX	2.7m	2.8m
12m	9.09 LUX	3.3m	3.4m

Ver.Spread:15.5 Horiz.Spread:15.9

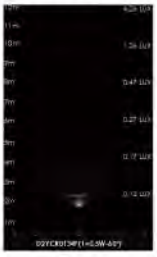

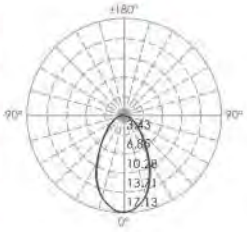

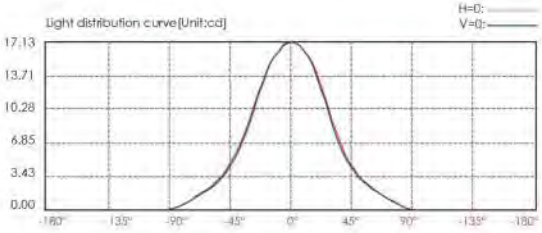

Lux distance cure

Illuminance at a distance	Center beam LUX	Beam width V	Beam width H
2m	4.26 LUX	2.4m	2.4m
4m	1.06 LUX	4.9m	4.8m
6m	0.47 LUX	7.3m	7.3m
8m	0.27 LUX	9.7m	9.7m
10m	0.17 LUX	12.1m	12.1m
12m	0.12 LUX	14.6m	14.5m

Ver.Spread:62.5 Horiz.Spread:62.4

LED Inground Light
Trimless Symmetrical

2019-2021 NEW

ITEM
RB2CCR0125 / RB2CCS0125

LIGHT SOURCE
1×5W COB

REFLECTOR
R7

SELECTED DEGREE(°)θ1/2
24°

INPUT VOLTAGE(V)
DC24V 120/240V

OPERATING CURRENT(MA)
24V=265 120V=54 240V=32

CONSUMPTION(W)
24V=6.3 120V=6.5 240V=6.7

LUMINANCE(LM)
CW=553 WW=490

IK
06

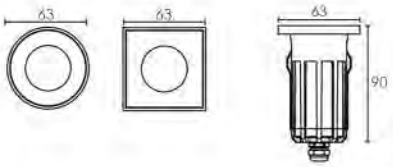

DATASHEET

HOUSING	12# Die-casting grey powder coated aluminum. T=60-80μm.Adhesion of ISO class 1/ASTM class 4B
LIGHT WINDOW	Tempered step glass.T=4mm
GLASS PRESSURE CAPACITY	Full area=2463kgs
REFLECTOR	Optical Reflector efficiency≥90%
GASKET	Molding shaped silicone seal
LED DRIVER	Constant Voltage Input,Constant Current Output
OPEARTING TEMPERATURE	-20°C ~40°C
POWER CABLE	24V: Input: H05RN-F 2×1.0mm² L=0.5M (low voltage) 100/240V: H05RN-F 3×1.0mm² L=0.5M (high voltage)
RECESSED SLEEVE	RB2CCR0125: PC/ABS ALLOYS **B02** RB2CCS0125: PC/ABS ALLOYS **B03**
GLASS PRESSURE CAPACITY	Full area=5373kgs
DIMMABLE SUPPORT	Triac · PWM · 1-10V · Dali
IP	IP67
OPERATING TEMPERATURE	-20°C~40°C

LED COLOUR TEMPERATURE

3,000K · 6,000K

REFLECTOR

R7 | **18°** **24°** **32°**

Figure A

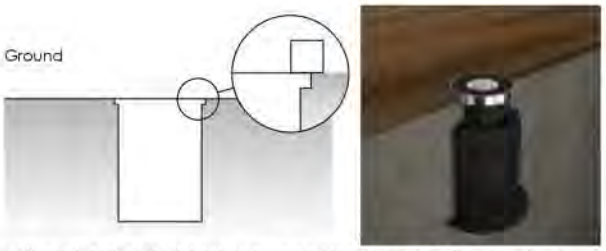

*After installation, the fixture's surface and the floor are on the same level

SLEEVE

Water proof solution

A Water-Stopper(Included)
The luminaire will generate high temperature when used, which will generate negative pressure when the power is turned off also brings water vapor into the luminaire. That' s why the device is required to block the entry of water vapor.

B IP67 Jiffy quick plug/socket connector(Option)
To prevent water vapor into luminaire via wire which had been cut, the air contains lots of steams when raining, spray or in humid environment, the luminaire will generate high temperature when used, which will generate negative pressure when the power is turned off also brings water vapor into the luminaire.

Option1

RB2CCR0125

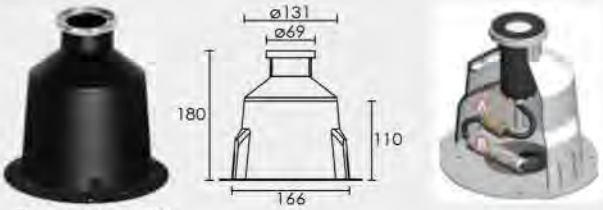

Recessed sleeve **B02**

RB2CCS0125

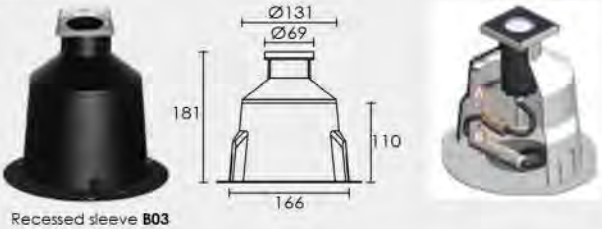

Recessed sleeve **B03**

Option2

RB2CCR0125

Recessed sleeve **087#**

RB2CCS0125

Recessed sleeve **088#**

PHOTOMATIRC



RB2CCR0125
RB2CCS0125

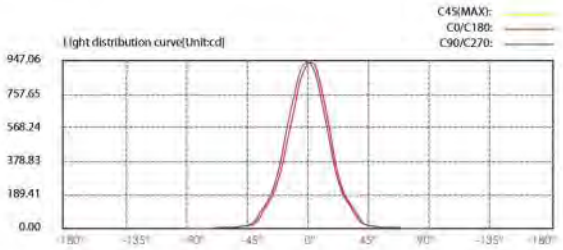

Lux distance cure

Illuminance at a distance Center beam LUX		Beam width V	Beam width H
2m	233.30 LUX	1.2m	1.2m
4m	58.32 LUX	2.4m	2.4m
6m	25.92 LUX	3.6m	3.6m
8m	14.58 LUX	4.9m	4.8m
10m	9.33 LUX	6.1m	6.0m
12m	6.48 LUX	7.3m	7.2m
Ver.Spread:33.8		Horiz.Spread:33.3	

LED Inground Light
Trimless Symmetrical

ITEM
RB2CNR0126 / RB2CNS0126

LIGHT SOURCE
1×6W COB

REFLECTOR
R8

SELECTED DEGREE(°)θ1/2
24°

INPUT VOLTAGE(V)
DC24V 120/240V

OPERATING CURRENT(MA)
24V=320 120V=72 240V=40

CONSUMPTION(W)
24V=7.5 120V=7.4 240V=8.5

LUMINANCE(LM)
CW=909 WW=744

IK
08

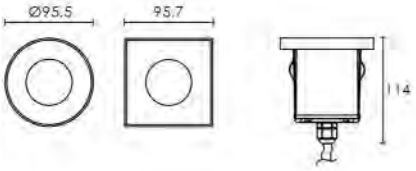

DATASHEET

HOUSING	12# Die-casting grey powder coated aluminum. T=60-80μm.Adhesion of ISO class 1/ASTM class 4B
LIGHT WINDOW	Tempered step glass.T=4mm
GLASS PRESSURE CAPACITY	Full area=2463kgs
REFLECTOR	Optical Reflector efficiency≥90%
GASKET	Molding shaped silicone seal
LED DRIVER	Constant Voltage Input,Constant Current Output
OPEARTING TEMPERATURE	-20°C ~40°C
POWER CABLE	24V: Input: H05RN-F 2×1.0mm² L=0.5M (low voltage) 100/240V: H05RN-F 3×1.0mm² L=0.5M (high voltage)
RECESSED SLEEVE	RB2CCR0125: PC/ABS ALLOYS **B05#** RB2CCS0125: PC/ABS ALLOYS **B06#**
GLASS PRESSURE CAPACITY	Full area=5373kgs
DIMMABLE SUPPORT	Triac · PWM · 1-10V · Dali
IP	IP67
OPERATING TEMPERATURE	-20°C~40°C

LED COLOUR TEMPERATURE

3,000K · 6,000K

REFLECTOR

R8 | **15°** **24°** **38°** **60°**

Figure A

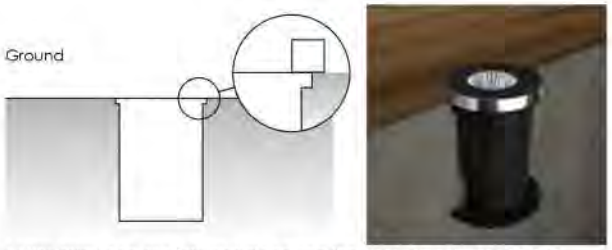

*After installation, the fixture's surface and the floor are on the same level

SLEEVE

Water proof solution

A Water-Stopper(Included)
The luminaire will generate high temperature when used, which will generate negative pressure when the power is turned off also brings water vapor into the luminaire. That' s why the device is required to block the entry of water vapor.

B IP67 Jiffy quick plug/socket connector(Option)
To prevent water vapor into luminaire via wire which had been cut, the air contains lots of steams when raining, spray or in humid environment, the luminaire will generate high temperature when used, which will generate negative pressure when the power is turned off also brings water vapor into the luminaire.

Option1

RB2CNR0126

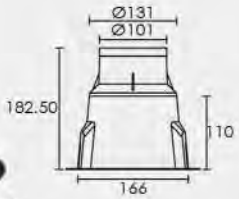

Recessed sleeve **B05#**

RB2CNS0126

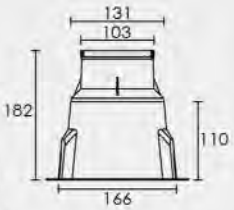

Recessed sleeve **B06#**

Option2

RB2CNR0126

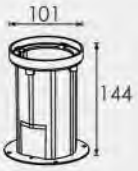

Recessed sleeve **085#**

RB2CNS0126

Recessed sleeve **086#**

PHOTOMATIRC



RB2CNR0126
RB2CNS0126

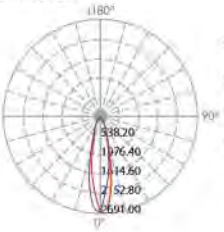

Light distribution curve(Unit:cd)

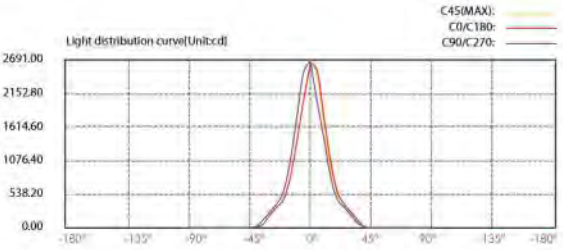

Lux distance cure

Illuminance at a distance

	Center beam LUX	Beam width V	Beam width H
2m	659.59 LUX	0.8m	0.8m
4m	164.90 LUX	1.7m	1.6m
6m	73.29 LUX	2.5m	2.5m
8m	41.22 LUX	3.3m	3.3m
10m	26.38 LUX	4.2m	4.1m
12m	18.32 LUX	5.0m	4.9m

Ver.Spread:23.5 Horiz.Spread:23.2

LED Inground Light
Trimless Asymmetrical

ITEM
ORC2CPR0125 /□RC2CPS0125

LIGHT SOURCE
1×5W COB

REFLECTOR
R24

SELECTED DEGREE(°)θ1/2
30°

INPUT VOLTAGE(V)
DC24V 120/240V

OPERATING CURRENT(MA)
24V=233 120V=49 240V=31

CONSUMPTION(W)
24V=5.6 120V=5.8 240V=6.4

LUMINANCE(LM)
CW=375 WW=355

IK
06

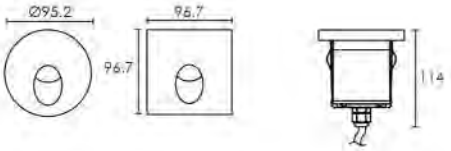

DATASHEET

FRONT COVER	Hard chromeplated stainless steel SUS 316#
HOUSING	12# Die-casting grey powder coated aluminum T=60-80μm.Adhesion of ISO class 1/ASTM class 4B
LIGHT WINDOW	Tempered step glass.T=4mm
GASKET	Molding shaped silicone seal
POWER CABLE	H05RN-F 2×1.0mm² L=0.5m(low voltage) H05RN-F 3×1.0mm² L=0.5m(high voltage)
CABLE GLAND	IP67 Copper and nicked coated
MOUNTING SLEEVE	RC2CPR0125: ABS 085# RC2CPS0125: ABS 086#
LED TYPE	Multi chip on board LED
LED DRIVER	Constant Voltage Input,Constant Current Output
LENS	Optical Reflector efficiency≥90%
RECESSED SLEEVE	RC2CPR0125: PC/ABS ALLOYS **B05#** RC2CPS0125: PC/ABS ALLOYS **B06#**
GLASS PRESSURE CAPACITY	Full area=5373kgs
DIMMABLE SUPPORT	Triac · PWM · 1-10V · Dali
IP	IP67
OPERATING TEMPERATURE	-20°C~40°C

LED COLOUR TEMPERATURE

3,000K · 6,000K

REFLECTOR

R24 | **30°**

Asymmetrical Demo

Wall light

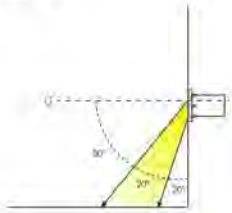

Inground light

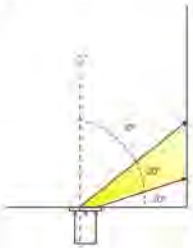

SLEEVE

Water proof solution

A Water-Stopper(Included)
The luminaire will generate high temperature when used, which will generate negative pressure when the power is turned off also brings water vapor into the luminaire. That' s why the device is required to block the entry of water vapor.

B IP67 Jiffy quick plug/socket connector(Option)
To prevent water vapor into luminaire via wire which had been cut, the air contains lots of steams when raining, spray or in humid environment, the luminaire will generate high temperature when used, which will generate negative pressure when the power is turned off also brings water vapor into the luminaire.

Option1

RC2CPR0126

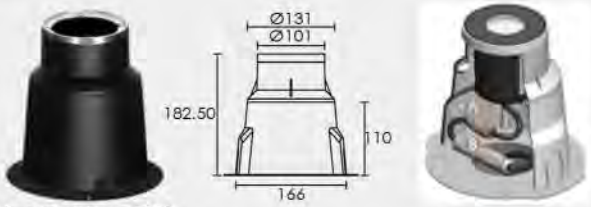

Recessed sleeve **B05#**

RC2CPS0126

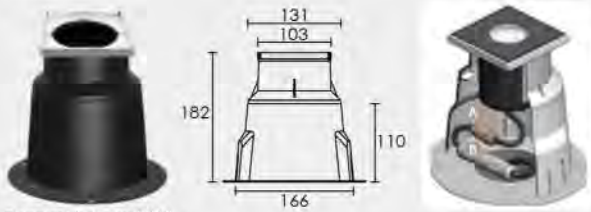

Recessed sleeve **B06#**

Option2

RC2CPR0126

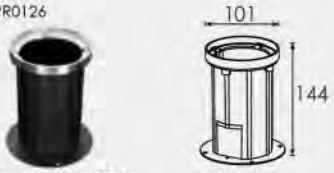

Recessed sleeve **085#**

RC2CPS0126

Recessed sleeve **086#**

PHOTOMATIRC

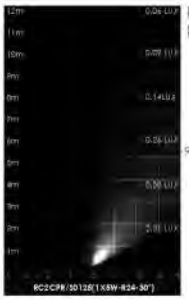

RC2CPR0126
RC2CPS0126

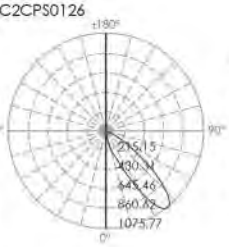

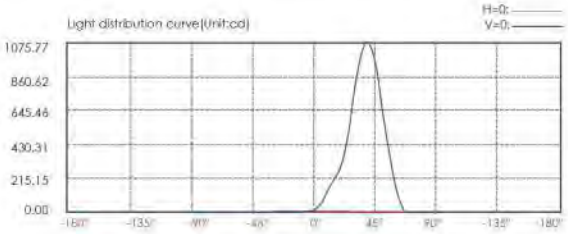

Lux distance cure

Illuminance at a distance	Center beam LUX	Beam width V	Beam width H
2m	2.31LUX	1.1m	0.9m
4m	0.58 LUX	2.3m	1.9m
6m	0.26 LUX	3.4m	2.8m
8m	0.14LUX	4.5m	3.8m
10m	0.09LUX	5.6m	4.7m
12m	0.06LUX	6.8m	5.7m
Ver.Spread:31.5		Horiz.Spread:26.5	

LED Inground Light
Trimless Asymmetrical

ITEM
RC2CPT0125

LIGHT SOURCE
1×5W COB

REFLECTOR
R24

SELECTED DEGREE(°)θ1/2
30°

INPUT VOLTAGE(V)
DC24V 120/240V

OPERATING CURRENT(MA)
24V=233 120V=49 240V=31

CONSUMPTION(W)
24V=5.6 120V=5.8 240V=6.4

LUMINANCE(LM)
CW=375 WW=355

IK
08

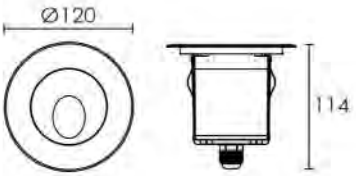

FRONT COVER	Hard chromeplated stainless steel SUS 316#
HOUSING	12# Die-casting grey powder coated aluminum T=60-80μm.Adhesion of ISO class 1/ASTM class 4B
LIGHT WINDOW	Tempered step glass.T=4mm
GASKET	Molding shaped silicone seal
POWER CABLE	H05RN-F 2×1.0mm² L=0.5m(low voltage) H05RN-F 3×1.0mm² L=0.5m(high voltage)
CABLE GLAND	IP67 Copper and nicked coated
MOUNTING SLEEVE	RC2CPR0125: ABS 085# RC2CPS0125: ABS 086#
LED TYPE	Multi chip on board LED
LED DRIVER	Constant Voltage Input,Constant Current Output
LENS	Optical Reflector efficiency≥90%
RECESSED SLEEVE	RC2CPT0125: PC/ABS ALLOYS **B05#**
GLASS PRESSURE CAPACITY	Full area=5373kgs
DIMMABLE SUPPORT	Triac · PWM · 1-10V · Dali
IP	IP67
OPERATING TEMPERATURE	-20°C~40°C

LED COLOUR TEMPERATURE

3,000K · 6,000K

REFLECTOR

R24 | **30°**

Asymmetrical Demo

Wall light

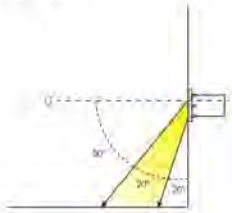

Inground light

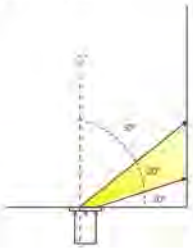

SLEEVE

Water proof solution

Ⓐ **Water-Stopper**(Included)
The luminaire will generate high temperature when used, which will generate negative pressure when the power is turned off also brings water vapor into the luminaire. That' s why the device is required to block the entry of water vapor.

Ⓑ **IP67 Jiffy quick plug/socket connector**(Option)
To prevent water vapor into luminaire via wire which had been cut, the air contains lots of steams when raining, spray or in humid environment, the luminaire will generate high temperature when used, which will generate negative pressure when the power is turned off also brings water vapor into the luminaire.

Option1

RC2CPR0126

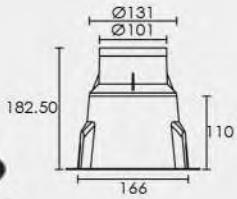

Recessed sleeve **B05#**

Option2

RC2CPR0126

Recessed sleeve **085#**

PHOTOMATIRC



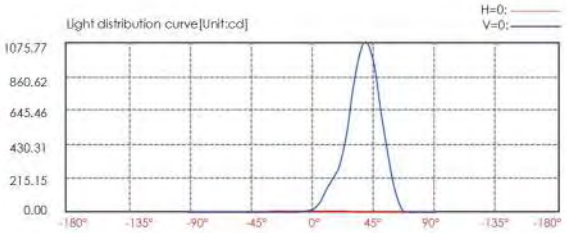

Lux distance cure

Illuminance at a distance		Beam width V	Beam width H
Center beam LUX			
2m	2.31LUX	1.1m	0.9m
4m	0.58 LUX	2.3m	1.9m
6m	0.26 LUX	3.4m	2.8m
8m	0.14LUX	4.5m	3.8m
10m	0.09LUX	5.6m	4.7m
12m	0.06LUX	6.8m	5.7m
Ver.Spread:31.5		Horiz.Spread:26.5	

2019-2021 NEW

ITEM
1E2WC0157 AF
LIGHT SOURCE
1×2W
LENS
B73
SELECTED DEGREE(°)θ1/2
120°
INPUT VOLTAGE(V)
DC24V
OPERATING CURRENT(MA)
24V=110 120V=48 240V=28
CONSUMPTION(W)
24V=2.6 120V=3.1 240V=3
LUMINANCE(LM)
CW=15 WW=13
IK
10

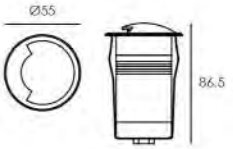

ITEM
2E2WC0157 AF
LIGHT SOURCE
1×2W
LENS
B73
SELECTED DEGREE(°)θ1/2
100°
INPUT VOLTAGE(V)
DC24V 120/240V
OPERATING CURRENT(MA)
24V=110 120V=48 240V=28
CONSUMPTION(W)
24V=2.6 120V=3.1 240V=3
LUMINANCE(LM)
CW=14 WW=10
IK
10

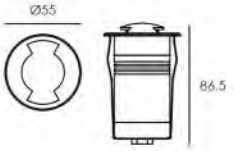

ITEM
4E2WC0157 AF
LIGHT SOURCE
1×2W
LENS
B73
SELECTED DEGREE(°)θ1/2
45°
INPUT VOLTAGE(V)
DC24V 120/240V
OPERATING CURRENT(MA)
24V=110 120V=48 240V=28
CONSUMPTION(W)
24V=2.6 120V=3.1 240V=3
LUMINANCE(LM)
CW=12 WW=8.5
IK
10

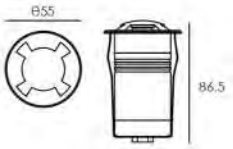

CCT

2,000K · 3,000K · 6,000K

SPECIFICATION

HOUSING	12# Die-casting dark grey powder coated aluminum T=60-80μm.Adhesion of ISO class 1/ASTM class 4B
FRONT COVER	Hard chromeplated stainless steel SUS 316#
LIGHT WINDOW	UVstop & Fireproof PC
GASKET	Silicon rubber molding shaped seal
OPERATING TEMPERATURE	-20˚C~40˚C
POWER CABLE	H05RN-F 2X1.0mm2 L=0.5m(low voltage) H05RN-F 3X1.0mm2 L=0.5m(high voltage)
LED TYPE	OSRAM SMD3030
RECESSED SLEEVE MATERIAL	PC/ABS ALLOYS
GLASS PRESSURE CAPACITY	>2,000kgs
DIMMABLE SUPPORT	
IP	IP67
IK	10
OPERATING TEMPERATURE	-20˚C~40˚C

BEAM DEMO

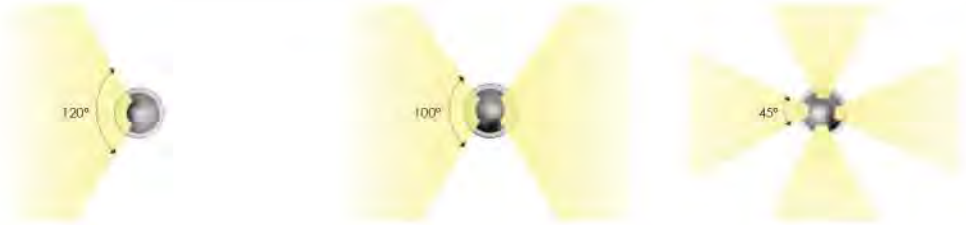

SLEEVE

Water proof solution

Ⓐ **Water-Stopper**(Included)
The luminaire will generate high temperature when used, which will generate negative pressure when the power is turned off also brings water vapor into the luminaire. That' s why the device is required to block the entry of water vapor.

Ⓑ **IP67 Jiffy quick plug/socket connector**(Option)
To prevent water vapor into luminaire via wire which had been cut, the air contains lots of steams when raining, spray or in humid environment, the luminaire will generate high temperature when used, which will generate negative pressure when the power is turned off also brings water vapor into the luminaire.

Option1

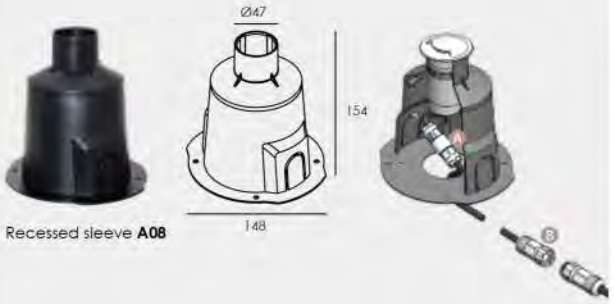

Recessed sleeve **A08**

Option2

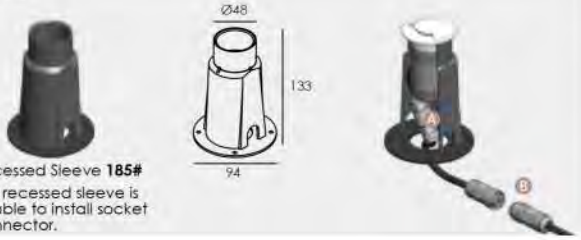

Recessed Sleeve **185#**
This recessed sleeve is unable to install socket connector.

PHOTOMATIRC



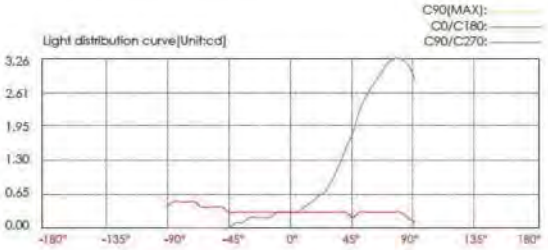

Lux distance cure

Illuminance at a distance

	Center beam LUX	Beam width V	Beam width H
2m	0.08 LUX	1.7m	6.2m
4m	0.02 LUX	3.5m	12.4m
6m	0.01 LUX	5.2m	18.6m
8m	0.00 LUX	6.9m	24.9m
10m	0.00 LUX	8.7m	31.1m
12m	0.00 LUX	10.4m	37.3m

Ver.Spread:47.0 Horiz.Spread:114.5



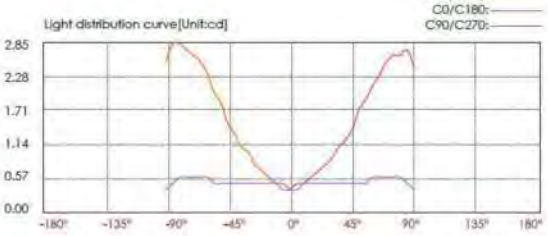

Lux distance cure

Illuminance at a distance

	Center beam LUX	Beam width V	Beam width H
2m	0.10 LUX	154.9m	1.7m
4m	0.03 LUX	309.7m	3.4m
6m	0.01 LUX	464.6m	5.1m
8m	0.01 LUX	619.5m	6.8m
10m	0.00 LUX	774.3m	8.5m
12m	0.00 LUX	929.2m	10.2m

Ver.Spread:117.1 Horiz.Spread:46.2

2019-2021 NEW

ITEM
1E2CD0157 AF
LIGHT SOURCE
1×2.1W
LENS
B80
SELECTED DEGREE(°)θ1/2
80°
INPUT VOLTAGE(V)
DC24V 120/240V
OPERATING CURRENT(MA)
24V=124 120V=45 240V=25
CONSUMPTION(W)
24V=3 120V=3.1 240V=3.1
LUMINANCE(LM)
23
IK
10

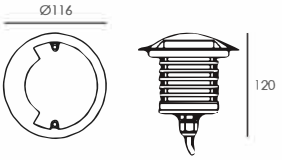

ITEM
2E2CD0157 AF
LIGHT SOURCE
1×2.1W
LENS
B80
SELECTED DEGREE(°)θ1/2
80°
INPUT VOLTAGE(V)
DC24V 120/240V
OPERATING CURRENT(MA)
24V=124 120V=45 240V=25
CONSUMPTION(W)
24V=3 120V=3.1 240V=3.1
LUMINANCE(LM)
42
IK
10

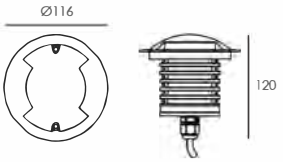

ITEM
4E2CD0157 AF
LIGHT SOURCE
1×2.1W
LENS
B80
SELECTED DEGREE(°)θ1/2
40°
INPUT VOLTAGE(V)
DC24V 120/240V
OPERATING CURRENT(MA)
24V=124 120V=45 240V=25
CONSUMPTION(W)
24V=3 120V=3.1 240V=3.1
LUMINANCE(LM)
45
IK
10

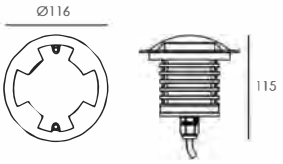

BEAM DEMO

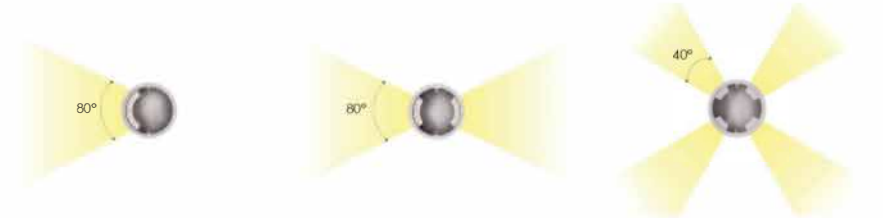



SPECIFICATION

HOUSING	12# Die-casting dark grey powder coated aluminum T=60-80μm.Adhesion of ISO class 1/ASTM class 4B
FRONT COVER	Hard chromeplated stainless steel SUS 316#
LIGHT WINDOW	UVstop & Fireproof PC
CABLE GLAND	IP68 PG-9 PA66
GASKET	Silicon rubber molding shaped seal
LED DRIVER	Constant Voltage Input,Constant Current Output
POWER CABLE	H05RN-F 2X1.0mm2 L=0.5m(low voltage) H05RN-F 3X1.0mm2 L=0.5m(high voltage)
LED TYPE	OSRAM SMD3030
RECESSED SLEEVE MATERIAL	PC/ABS ALLOYS
GLASS PRESSURE CAPACITY	>2,000kgs
IP	IP67
IK	10
OPERATING TEMPERATURE	-20˚C~40˚C

CCT

2,000K · 3,000K · 6,000K

LENS

B80 **190°**

LENS VIEW

SLEEVE

Water proof solution

A **Water-Stopper**(Included)
The luminaire will generate high temperature when used, which will generate negative pressure when the power is turned off also brings water vapor into the luminaire. That' s why the device is required to block the entry of water vapor.

B **IP67 Jiffy quick plug/socket connector**(Option)
To prevent water vapor into luminaire via wire which had been cut, the air contains lots of steams when raining, spray or in humid environment, the luminaire will generate high temperature when used, which will generate negative pressure when the power is turned off also brings water vapor into the luminaire.

Option1

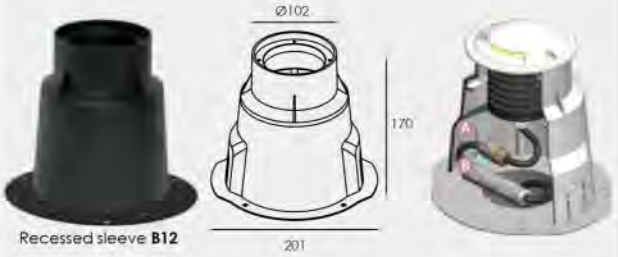

Recessed sleeve **B12**

Option2

Recessed Sleeve **015**

PHOTOMATIRC



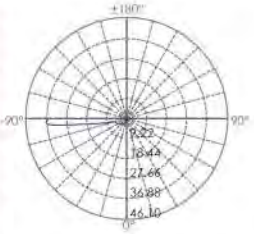

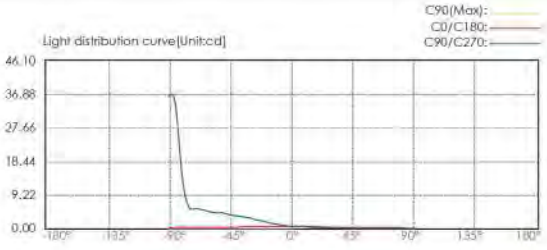

Lux distance cure

	Center Beam LUX	Beam Width V	Beam Width H
2m	0.16 LUX	8.1m	0.3m
4m	0.04 LUX	16.2m	0.7m
6m	0.02 LUX	24.4m	1.0m
8m	0.01 LUX	32.5m	1.3m
10m	0.01 LUX	40.6m	1.6m
12m	0.00 LUX	48.8m	2.0m

Vert.Spread:127.7 Horiz.Spread:9.4

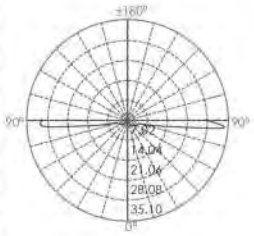

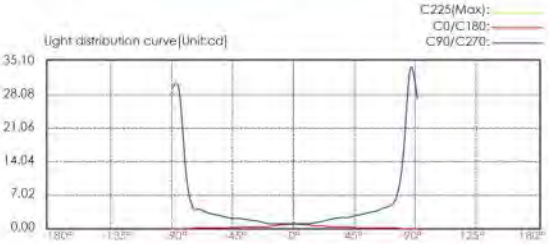

Lux distance cure

	Center Beam LUX	Beam Width V	Beam Width H
2m	0.26 LUX	8.5m	0.4m
4m	0.06 LUX	17.0m	0.7m
6m	0.03 LUX	25.4m	1.1m
8m	0.02 LUX	33.9m	1.5m
10m	0.01 LUX	42.4m	1.9m
12m	0.01 LUX	50.9m	2.2m

Vert.Spread:129.5 Horiz.Spread:10.6

2019-2021 NEW

ITEM
1E2BFS0167
LIGHT SOURCE
1×8.5W
LENS
B80
SELECTED DEGREE(°)θ1/2
80°
INPUT VOLTAGE(V)
DC24V 120/240V
OPERATING CURRENT(MA)
24V=540 120V=86 240V=54
CONSUMPTION(W)
24V=13 120V=10 240V=10.4
LUMINANCE(LM)
24V=108
IK
10

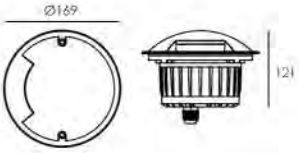

ITEM
2E2BFS0167
LIGHT SOURCE
1×8.5W
LENS
B80
SELECTED DEGREE(°)θ1/2
80°
INPUT VOLTAGE(V)
DC24V 120/240V
OPERATING CURRENT(MA)
24V=540 120V=86 240V=54
CONSUMPTION(W)
240=13 120V=10 240V=10.4
LUMINANCE(LM)
24V=164
IK
10

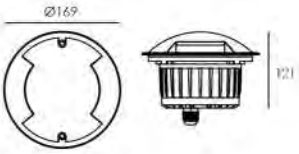

ITEM
4E2BFS0167
LIGHT SOURCE
1×8.5W
LENS
B80
SELECTED DEGREE(°)θ1/2
40°
INPUT VOLTAGE(V)
DC24V 120/240V
OPERATING CURRENT(MA)
24V=540 120V=86 240V=54
CONSUMPTION(W)
24V=13 120V=10 240V=10.4
LUMINANCE(LM)
24V=168
IK
10

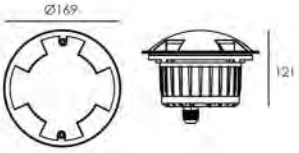

SPECIFICATION

HOUSING	12# Die-casting dark grey powder coated aluminum T=60-80μm.Adhesion of ISO class 1/ASTM class 4B
FRONT COVER	Hard chromeplated stainless steel SUS 316#
LIGHT WINDOW	UVstop & Fireproof PC
CABLE GLAND	IP68 PG-9 PA66
GASKET	Silicon rubber molding shaped seal
LED DRIVER	Constant Voltage Input, Constant Current Output
POWER CABLE	H05RN-F 2X1.0mm2 L=0.5m(low voltage) H05RN-F 3X1.0mm2 L=0.5m(high voltage)
LED TYPE	CREE SMD3535
RECESSED SLEEVE MATERIAL	PC/ABS ALLOYS
GLASS PRESSURE CAPACITY	>2,000kgs
IP	IP67
IK	10
OPERATING TEMPERATURE	-20°C~40°C

LENS

B80 **190°**

CCT

2,000K · 3,000K · 6,000K

LENS VIEW

1E2BFS0167

2E2BFS0167

4E2BFS0167

BEAM DEMO



SLEEVE (Included)

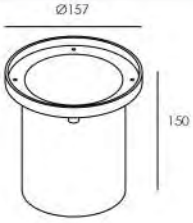

Recessed sleeve **016**

WATER PROOF SOLUTION

Ⓐ **Water-Stopper**(Included)
The luminaire will generate high temperature when used, which will generate negative pressure when the power is turned off also brings water vapor into the luminaire. That' s why the device is required to block the entry of water vapor.

Ⓑ **IP67 Jiffy quick plug/socket connector**(Option)
To prevent water vapor into luminaire via wire which had been cut, the air contains lots of steams when raining, spray or in humid environment, the luminaire will generate high temperature when used, which will generate negative pressure when the power is turned off also brings water vapor into the luminaire.

PHOTOMATIRC

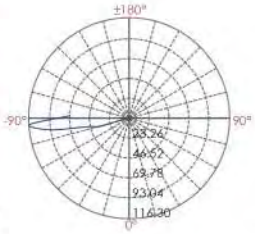

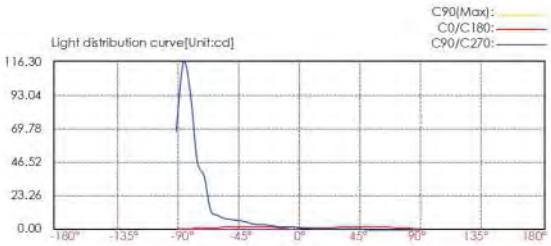

Lux distance cure

	Illuminance at a Distance Center Beam LUX	Beam Width V	Beam Width H
2m	0.44 LUX	6.4m	0.4m
4m	0.11 LUX	12.8m	0.9m
6m	0.05 LUX	19.2m	1.3m
8m	0.03 LUX	25.6m	1.7m
10m	0.02 LUX	31.9m	2.2m
12m	0.01 LUX	38.3m	2.6m

Vert.Spread:116.0 Horiz.Spread:12.3

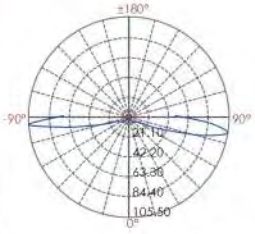

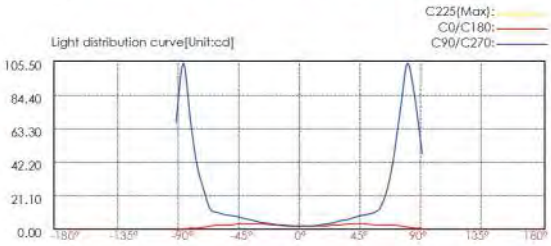

Lux distance cure

	Illuminance at a Distance Center Beam LUX	Beam Width V	Beam Width H
2m	0.86 LUX	7.1m	0.4m
4m	0.21 LUX	14.1m	0.8m
6m	0.10 LUX	21.2m	1.2m
8m	0.05 LUX	28.3m	1.6m
10m	0.03 LUX	35.4m	2.0m
12m	0.02 LUX	42.4m	2.4m

Vert.Spread:121.1 Horiz.Spread:11.5

Symmetrical Wooden Floor Light

ITEM
B2XAR0157

LIGHT SOURCE
1×2W SINGLE COLOR

LENS
B33D

SELECTED DEGREE(°)θ1/2
20°

INPUT VOLTAGE(V)
DC24V 120/240V

OPERATING CURRENT(MA)
24V=100 120V=46 240V=29

CONSUMPTION(W)
24V=2.4 120V=3.2 240V=3.1

LUMINANCE(LM)
CW=155 WW=140

IK
08

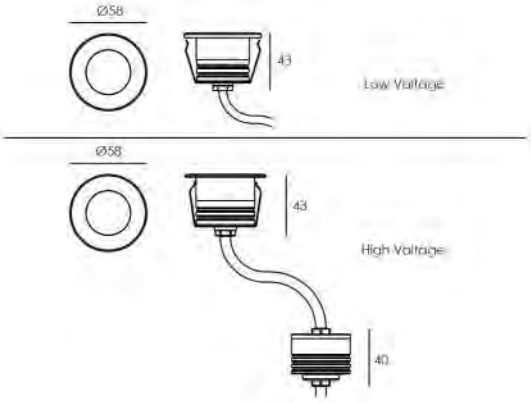

SPECIFICATIONS

FRONT COVER	Hard chromeplated stainless steel SUS 316#
HOUSING	12# Die-casting dark grey powder coated aluminumT=60-80μm.Adhesion of ISO class 1/ASTM class 4B
LIGHT WINDOW	Tempered frosted step glass.T=7mm
GASKET	H05RN-F 2×1.0mm² L=0.5m
POWER CABLE	IP68 PG-9 PA66
CABLE GLAND	OSRAM(B2XAR0157 B2XAS0157) NICHIA (B2XAR0154 B2XAS0154)
LED TYPE	
LED DRIVER	
LENS	
PCB	
GLASS PRESSURE CAPACITY	Full area=1,106kgs
DIMMABLE SUPPORT	
IP	IP67
OPERATING TEMPERATURE	-20°C~40°C

HONEYCOMB LOUVER (Option)

B2XAR154/B2XAR157



Louver **Mh021**

- Optional Accessory Honeycomb Louver
- The measured luminous flux data does not contain the honeycomb cover, and the data containing the honeycomb cover is reduced by 20 to 30%.
- Please refer to p.333 to see more Honeycomb specification.

LED COLOUR TEMPERATURE

3,000K · 6,000K

LENS

B33 (B33D/B33F)	9°(B33F) **15°**	**20°**	**30°**	**45°**	**60°**
B34D	**30°**				

WATER PROOF SOLUTION

Ⓐ **Water stopper**(Included)
Ⓑ **Water proof connecter** IP67(Option)

Low Voltage

High Voltage

INSTALLATION DIAGRAM

Low Voltage

A:Minimum space for external driver is 20mm.

High Voltage

A:Minimum space for external driver is 48mm.
B: IP67 120V/240V/24V&RGB 24V external high voltage driver.

PHOTOMATIRC



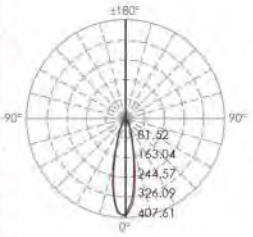

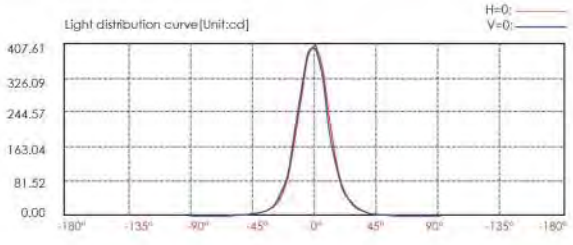

Lux distance cure

	Illuminance at a distance Center beam LUX	Beam width V	Beam width H
2m	101.90LUX	0.9m	0.9m
4m	25.48 LUX	1.8m	1.8m
6m	11.32 LUX	2.7m	2.6m
8m	6.37LUX	3.6m	3.5m
10m	4.08LUX	4.5m	4.4m
12m	2.83 LUX	5.4m	5.3m

Ver.Spread:25.3 Horiz.Spread:24.7



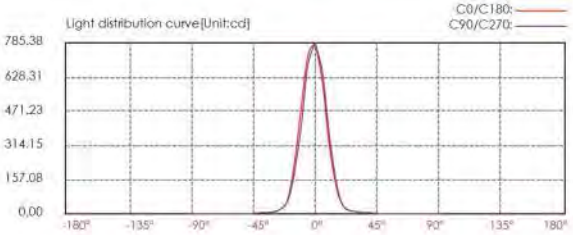

Lux distance cure

	Illuminance at a distance Center beam LUX	Beam width V	Beam width H
2m	196.35 LUX	0.7m	0.7m
4m	49.09 LUX	1.4m	1.5m
6m	21.82 LUX	2.1m	2.2m
8m	12.27 LUX	2.8m	2.9m
10m	7.85 LUX	3.5m	3.6m
12m	5.45 LUX	4.3m	4.4m

Ver.Spread:20.1 Horiz.Spread:20.6

ITEM
FB2XBR0357

LIGHT SOURCE
3×2W SINGLE COLOR

LENS
FB03

SELECTED DEGREE(°)θ1/2
20°

INPUT VOLTAGE(V)
DC24V 120/240V

OPERATING CURRENT(MA)
24V=220 120V=47 240V=25

CONSUMPTION(W)
24V=5.3 120V=5.6 240V=5.7

LUMINANCE(LM)
CW=452 WW=388

IK
08

Low Voltage

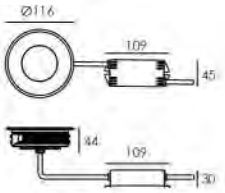

High Voltage

ITEM
FB2XCR0657

LIGHT SOURCE
13.4W

LENS
B33

SELECTED DEGREE(°)θ1/2
20°

INPUT VOLTAGE(V)
DC24V

OPERATING CURRENT(MA)
24V=541

CONSUMPTION(W)
24V=13

LUMINANCE(LM)
1251

IK
08

Low Voltage

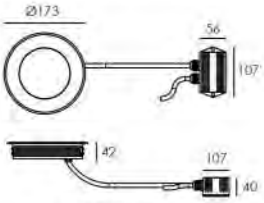

High Voltage

SPECIFICATIONS

HOUSING	12# Die-casting dark grey powder coated aluminum T=60-80μm.Adhesion of ISO class 1/ASTM class 4B
FRONT RING	Hard chromeplated stainless steel SUS 316L#
LIGHT WINDOW	Tempered frosted step glass.T=8mm
LED	OSRAM
GLASS PRESSURE CAPACITY	Full area=3370kgs
OPERATING TEMPERATURE	-20°C~40°C
POWER CABLE	H05RN-F 2X1.0mm2 L=0.5m(low voltage) H05RN-F 3X1.0mm2 L=0.5m(high voltage)
DIMMABLE SUPPORT	

LED COLOUR TEMPERATURE

2,000K · 3,000K · 6,000K

LENS

	FB33	9° 30°	15° 45°	20°
	FB06	9° 30°	15° 45°	20° 60°
	B33	9° 30°	15° 45°	20° 60°

WATER PROOF SOLUTION

FB2XBR0357

Ⓐ **Water stopper**(Included)
Ⓑ **Water proof connecter** IP67(Option)

Low Voltage

High Voltage

FB2XCR0657

Ⓐ **Water stopper**(Included)
Ⓑ **Water proof connecter** IP67(Option)

Low Voltage

High Voltage

INSTALLATION DIAGRAM

FB2XBR0357

Low Voltage

A:Minimum space for external driver is 20mm.

High Voltage

A:Minimum space for external driver is 48mm.
B:External driver of high voltage.

FB2XCR0657

Low Voltage

A: Minimum space for external driver is 20mm.

High Voltage

A: Minimum space for external driver is 48mm.
B: External driver of high voltage.

PHOTOMATIRC



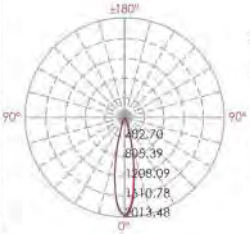

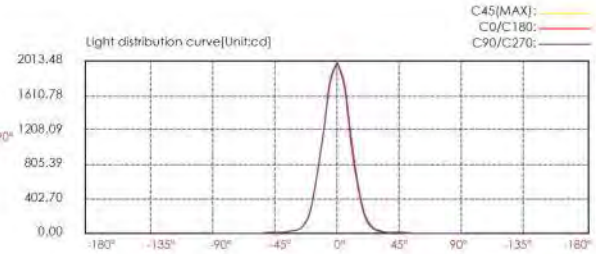

Lux distance cure

	Illuminance at a distance Center beam LUX	Beam width V	Beam width H
2m	500.77 LUX	0.8m	0.8m
4m	125.19 LUX	1.6m	1.5m
6m	55.64 LUX	2.4m	2.3m
8m	31.30 LUX	3.2m	3.1m
10m	20.03 LUX	4.0m	3.8m
12m	13.91 LUX	4.7m	4.6m

Ver.Spread:22.4 Horiz.Spread:21.8



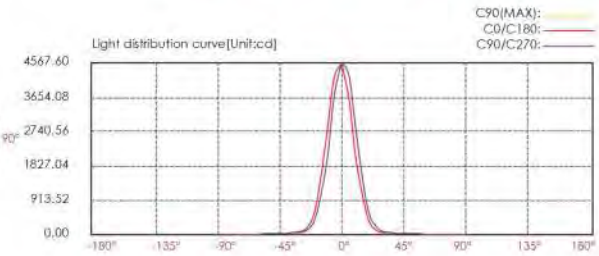

Lux distance cure

	Illuminance at a distance Center beam LUX	Beam width V	Beam width H
2m	1133.51 LUX	0.8m	0.8m
4m	283.38 LUX	1.5m	1.5m
6m	125.95 LUX	2.3m	2.3m
8m	70.84 LUX	3.0m	3.0m
10m	45.34 LUX	3.8m	3.8m
12m	31.49 LUX	4.5m	4.5m

Ver.Spread:21.4 Horiz.Spread:21.3

2019-2021 NEW

ITEM	D2FU0110F
LAMP SOCKET	GU-10 / G-5.3
INPUT VOLTAGE(B)	FC02
OPERATING CURRENT(MA)	
INPUT VOLTAGE(V)	
OPERATING CURRENT(MA)	
IK	

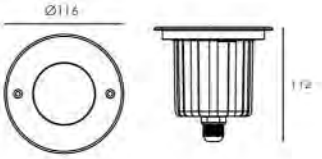

SPECIFICATIONS

FRONT COVER	Hard chromeplated Stainless steel SUS 316L#
HOUSING	12# Die-casting grey powder coated aluminum T=60-80μm Adhesion of ISO class 1/ASTM class 4B
LIGHT WINDOW	Tempered step glass.T=6mm
GASKET	Molding shaped silicone seal
POWER CABLE	H05RN-F 2×1.0mm2 L=0.5m(low voltage)
CABLE GLAND	IP67 Nickel coated copper
MOUNTING SLEEVE	ABS 011#
LED TYPE	Osram or Nichia
LED DRIVER	Constant Voltage Input,Constant Current Output
LENS	Optical lens.efficiency≥85%
RECESSED SLEEVE MATERIAL	PC/ABS ALLOYS
GLASS PRESSURE CAPACITY	Full area=1,920kgs
DIMMABLE SUPPORT	
IP	IP67
OPERATING TEMPERATURE	-20˚C~40˚C

LED COLOUR TEMPERATURE

2,000K · 3,000K · 6,000K

LENS

B77 | **15° 60°** **24°** **36°**

LIGHTING SOURCES OPTION

GU-10 Pin Halogen Lamp

- 50W maximum power limit.
- Input voltage is according to halogen lamp spec.

GU-10 pin LED Lamp

- Maximum power limit is according to GU10 pin spec.
- Input voltage is according to GU10 pin spec.

SLEEVE

Included

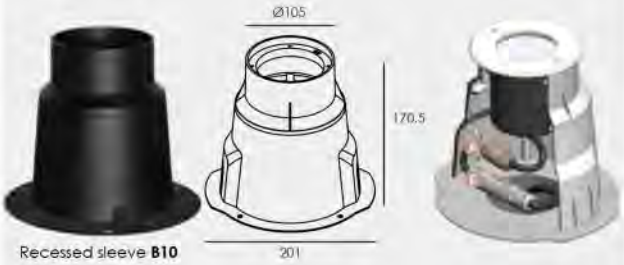

Recessed sleeve **B10**

Water proof solution

A **Water-Stopper**(Included)
The luminaire will generate high temperature when used, which will generate negative pressure when the power is turned off also brings water vapor into the luminaire. That' s why the device is required to block the entry of water vapor.

B **IP67 Jiffy quick plug/socket connector**(Option)
To prevent water vapor into luminaire via wire which had been cut, the air contains lots of steams when raining, spray or in humid environment, the luminaire will generate high temperature when used, which will generate negative pressure when the power is turned off also brings water vapor into the luminaire.

Option

Recessed Sleeve **073**

PHOTOMATIRC



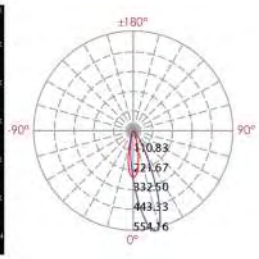

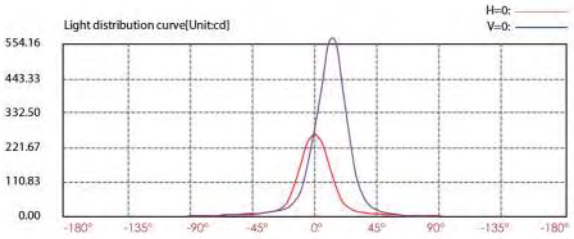

Lux distance cure

Illuminance at a distance

	Center beam LUX	Beam width V	Beam width H
2m	40.97 LUX	0.6m	0.7m
4m	10.25 LUX	1.2m	1.4m
6m	4.55 LUX	1.7m	2.1m
8m	2.56 LUX	2.3m	2.8m
10m	1.64 LUX	2.9m	3.5m
12m	1.14LUX	3.5m	4.2m

Ver.Spread:16.4 Horiz.Spread:20.0

Recessed Inground Light
Stainless Steel Front Cover With Surface Treatment

ITEM	R2HD0126
LIGHT SOURCE	1×6W
REFLECTOR	R5
SELECTED DEGREE(°)θ1/2	25°
INPUT VOLTAGE(V)	DC24V 120/240V
OPERATING CURRENT(MA)	24V=365 120V=75 240V=42
CONSUMPTION(W)	24V=5.6 120V=5.8 240V=6.4
LUMINANCE(LM)	910
IK	07

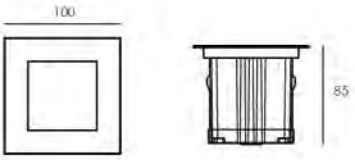

SPECIFICATIONS

FRONT COVER	Hard chromeplated Stainless steel SUS 316L#
HOUSING	12# Die-casting grey powder coated aluminum
LIGHT WINDOW	T=60-80μm Adhesion of ISO class 1/ASTM class 4B Tempered step glass.T=8mm
GASKET	Silicon rubber molding shaped seal
POWER CABLE	H05RN-F 2×1.0mm² L=0.5m(low voltage) H05RN-F 3×1.0mm² L=0.5m(high voltage)
CABLE GLAND	IP67 copper and nicked coated
MOUNTING SLEEVE	ABS 092#
LED TYPE	NICHIA COB LED
LED DRIVER	Constant Voltage Input,Constant Current Output
LENS	
RECESSED SLEEVE MATERIAL	PC/ABS ALLOYS
GLASS PRESSURE CAPACITY	
DIMMABLE SUPPORT	
IP	IP67
OPERATING TEMPERATURE	-20°C~40°C

HONEYCOMB LOUVER (Option)

R2HD0126

Louver **Mh010**

- Optional Accessory Honeycomb Louver
- The measured luminous flux data does not contain the honeycomb, and the data containing is reduced 20 to 30%.

LENS

R5 | **18°** **25°** **40°**

LED COLOUR TEMPERATURE

2,000K · 3,000K · 6,000K

METAL PLATE

- There are two metals support plate on the bottom of the sleeve It is used for fixing and preventing the mounting sleeve shifting while filling the concrete.
- These will simply installer and electrician while they are recessing the sleeves.

SLEEVE (Included)

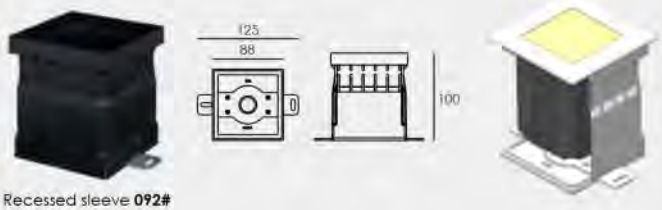

Recessed sleeve **092#**

PHOTOMATIRC

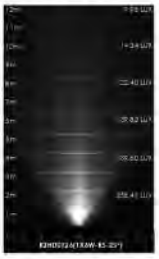

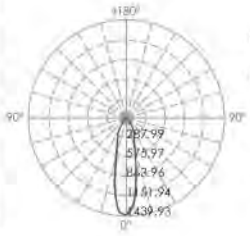

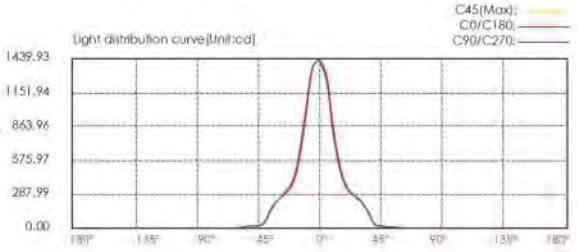

Lux distance cure

Illuminance at a distance

	Center beam LUX	Beam width V	Beam width H
2m	358.41 LUX	0.9m	0.9m
4m	89.60 LUX	1.8m	1.8m
6m	39.82 LUX	2.7m	2.6m
8m	22.40 LUX	3.6m	3.5m
10m	14.34 LUX	4.5m	4.4m
12m	9.96 LUX	5.4m	5.3m

Ver.Spread:25.3 Horiz.Spread:24.8

Asymmertrical Recessed Inground Light

2019-2021 NEW

ITEM
C2H0457

LIGHT SOURCE
4×1.5W

LENS
C18

SELECTED DEGREE(°)θ1/2
80°×60°

INPUT VOLTAGE(V)
DC24V 120/240V

OPERATING CURRENT(MA)
24V=320 120V=59 240V=33

CONSUMPTION(W)
24V=7.6 120V=7 240V=7

LUMINANCE(LM)
24V=491

IK
09

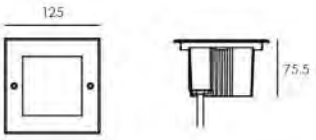

SPECIFICATIONS

HOUSING	12# Die-casting dark grey powder coatedaluminum T=60-80μm.
FRONT RING	Hard chromeplated Stainless steel SUS 316L#
LIGHT WINDOW	Tempered frosted step glass.T=8mm
CABLE GLAND	IP67 copper an d nicked coated
GLASS PRESSURE CAPACITY	Full area=2,578kgs
LED	NICHIA SMD3535
PCB	Excellent heat conductivity aluminum
LED DRIVER	Constant Voltage Input, Constant Current Output
OPERATING TEMPERATURE	-20˚C~40˚C
POWER CABLE	H05RN-F 2X1.0mm2 L=0.5m(low voltage) H05RN-F 3X1.0mm2 L=0.5m(high voltage)
RECESSED SLEEVE MATERIAL	PC/ABS ALLOYS
DIMMABLE SUPPORT	Triac · PWM · 1-10V · Dali
IP	IP67
OPERATING TEMPERATURE	-20˚C~40˚C

LENS

C8 | 80°×60°

LED COLOUR TEMPERATURE

3,000K · 6,000K

METAL PLATE

- There are two metals support plate on the bottom of the sleeve It is used for fixing and preventing the mounting sleeve shifting while filling the concrete.
- These will simply installer and electrician while they are recessing the sleeves.

SLEEVE (Included)

照片待更新

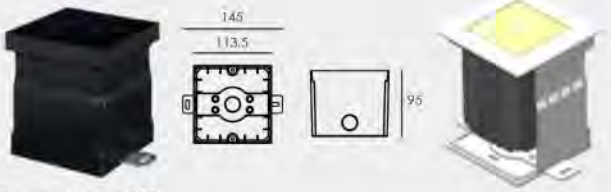

Recessed sleeve **#89**

BEAM DEMO

PHOTOMATIRC



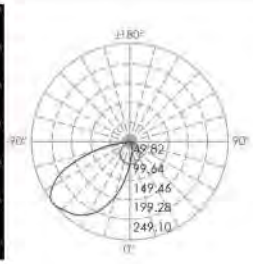

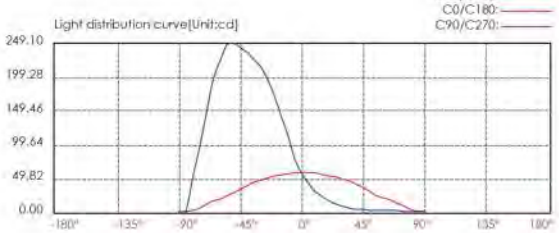

Lux distance cure

	Illuminance at a distance Center beam LUX	Beam width V	Beam width H
2m	14.33 LUX	3.4m	2.3m
4m	3.58 LUX	6.9m	4.6m
6m	1.59 LUX	10.3m	6.9m
8m	0.90 LUX	13.7m	9.2m
10m	0.57 LUX	17.1m	11.6m
12m	0.40 LUX	20.6m	13.9m

Ver.Spread:81.3 Horiz.Spread:60.1

ITEM
D2RLB4834

LIGHT SOURCE
48×0.3W NICHIA

LENTH(MM)
549

SELECTED DEGREE(°)θ1/2
120°

INPUT VOLTAGE(V)
DC24V 120/240V

OPERATING CURRENT(MA)
24V=555 120V=106 240V=60

CONSUMPTION(W)
24V=13.2 120V=12.5 240V=13

LUMINANCE(LM)
CW=300 WW=274

IK
07

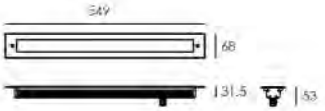

ITEM
D2RLB9634

LIGHT SOURCE
96×0.3W NICHIA

LENTH(MM)
1025

SELECTED DEGREE(°)θ1/2
120°

INPUT VOLTAGE(V)
DC24V 120/240V

OPERATING CURRENT(MA)
24V=1108 120V=212 240V=107

CONSUMPTION(W)
24V=26.5 120V=24 240V=24.5

LUMINANCE(LM)
CW=602 WW=545

IK
07

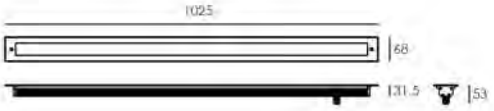

SPECIFICATIONS

HOUSING	Extruded aluminum, powder coated
FRONT COVER	Hard chrome-plated stainess steel SUS 316L
LIGHT WINDOW	White painting, Tempered step glass.. T=6mm
LED Type	NICHIA LED 3030@0.5W
CABLE GLAND	IP68 PG-9 PA66
OPERATING TEMPERATURE	-20˚C~40˚C
POWER CABLE	H05RN-F 2X1.0mm2 L=0.5m(low voltage) H05RN-F 3X1.0mm2 L=0.5m(high voltage)
MOUNTING SLEEVE	Powder Coated Aluminum 137# 138#
DIMMABLE SUPPORT	
RECESSED SLEEVE MATERIAL	PC/ABS ALLOYS

LED COLOUR TEMPERATURE

2,000K · 3,000K · 6,000K

BEAM DEMO

SLEEVE (Included)

Recessed sleeve **137#**

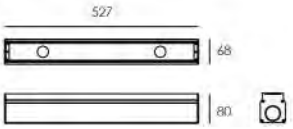

Recessed sleeve **138#**

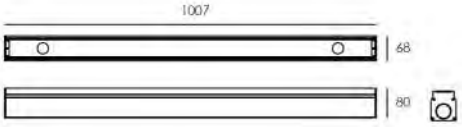

WATER PROOF SOLUTION

WATER PROOF SOLUTION

Ⓐ **Water-Stopper**(Included)
The luminaire will generate high temperature when used, which will generate negative pressure when the power is turned off also brings water vapor into the luminaire. That' s why the device is required to block the entry of water vapor.

Ⓑ **IP67 Jiffy quick plug/socket connector**(Option)
To prevent water vapor into luminaire via wire which had been cut, the air contains lots of steams when raining, spray or in humid environment, the luminaire will generate high temperature when used, which will generate negative pressure when the power is turned off also brings water vapor into the luminaire.

PHOTOMATIRC

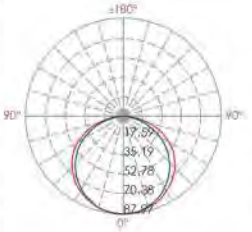

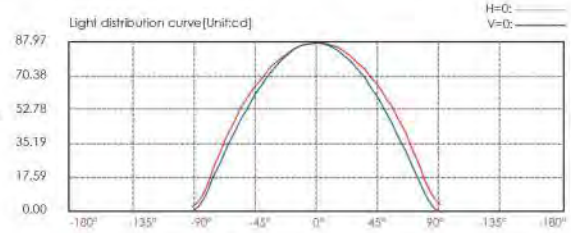

Lux distance cure

Illuminance at a distance	Center beam LUX	Beam width V	Beam width H
2m	21.99 LUX	7.70m	6.20m
4m	5.50 LUX	15.3m	12.5m
6m	2.44 LUX	23.0m	18.7m
8m	1.37 LUX	30.6m	25.0m
10m	0.88 LUX	38.3m	31.2m
12m	0.61 LUX	46.0m	37.4m

Ver.Spread:124.9 Horiz.Spread:114.9

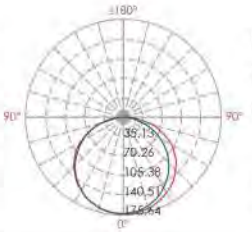

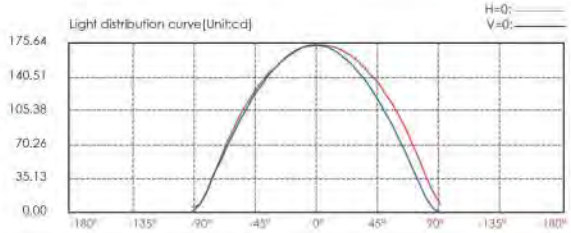

Lux distance cure

Illuminance at a distance	Center beam LUX	Beam width V	Beam width H
2m	43.40 LUX	7.60m	6.20m
4m	10.85 LUX	15.2m	12.5m
6m	4.82 LUX	22.8m	18.7m
8m	2.71 LUX	30.4m	24.9m
10m	1.74 LUX	38.0m	31.1m
12m	1.21 LUX	45.6m	37.4m

Ver.Spread:124.5 Horiz.Spread:114.6

ITEM
C2RLB1257
LIGHT SOURCE
12×1.5W SINGLE COLOR
LENS
C8
LENTH(MM)
549
SELECTED DEGREE(°)θ1/2
45°/35°
INPUT VOLTAGE(V)
DC24V 120/240V
OPERATING CURRENT(MA)
24V=910 120V=143 240V=79
CONSUMPTION(W)
24V=22 120V=17 240V=17.5
LUMINANCE(LM)
CW=1108 WW=1020
IK
07

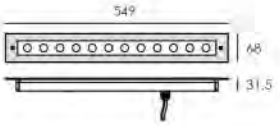

ITEM
C2RLB2457
LIGHT SOURCE
24×1.5W SINGLE COLOR
LENS
C8
LENTH(MM)
1025
SELECTED DEGREE(°)θ1/2
45°/35°
INPUT VOLTAGE(V)
DC24V 120/240V
OPERATING CURRENT(MA)
24V=1823 120V=312 240V=156
CONSUMPTION(W)
24V=44 120V=36 240V=36.4
LUMINANCE(LM)
CW=2472 WW=2114
IK
07

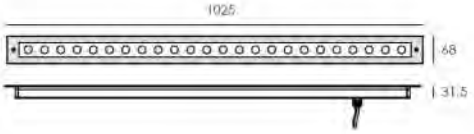

SPECIFICATIONS

HOUSING	Extruded aluminum, powder coated
FRONT COVER	Hard chrome-plated stainess steel SUS 316L
LIGHT WINDOW	Tempered step glass.T=6mm
LENS	Optical lens.efficiency≥85%
CABLE GLAND	IP68 PG-9 PA66
GASKET	Glass and housing are silicone sealed
LED Type	OSRAM LED
OPERATING TEMPERATURE	-20°C~40°C
POWER CABLE	H05RN-F 2X1.0mm2 L=0.5m(low voltage) H05RN-F 3X1.0mm2 L=0.5m(high voltage)
DIMMABLE SUPPORT	
RECESSED SLEEVE MATERIAL	PC/ABS ALLOYS

LED COLOUR TEMPERATURE

2,000K · 3,000K · 6,000K

LENS

C8 | **45°/35°**

BEAM DEMO-Asymmetrical



SLEEVE (Included)

WATER PROOF SOLUTION

Recessed sleeve **137#**

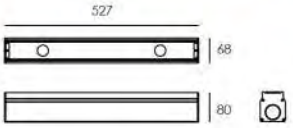

Recessed sleeve **138#**

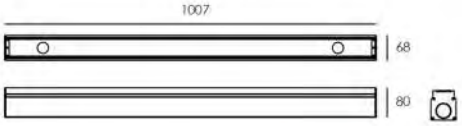

WATER PROOF SOLUTION

Ⓐ **Water-Stopper**(Included)
The luminaire will generate high temperature when used, which will generate negative pressure when the power is turned off also brings water vapor into the luminaire. That' s why the device is required to block the entry of water vapor.

Ⓑ **IP67 Jiffy quick plug/socket connector**(Option)
To prevent water vapor into luminaire via wire which had been cut, the air contains lots of steams when raining, spray or in humid environment, the luminaire will generate high temperature when used, which will generate negative pressure when the power is turned off also brings water vapor into the luminaire.

PHOTOMATIRC



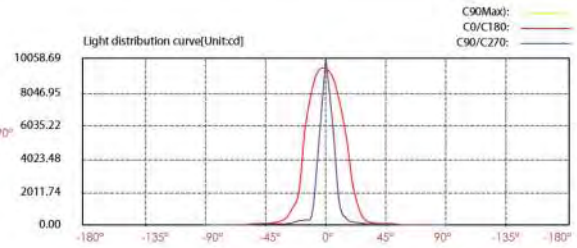

Lux distance cure

Illuminance at a distance	Center beam LUX	Beam width V	Beam width H
2m	2375.15 LUX	0.4m	1.1m
4m	593.79 LUX	0.7m	2.2m
6m	263.91 LUX	1.1m	3.4m
8m	148.45 LUX	1.5m	4.5m
10m	95.01 LUX	1.9m	5.6m
12m	65.98 LUX	2.2m	6.7m

Ver.Spread:10.6 Horiz.Spread:31.4



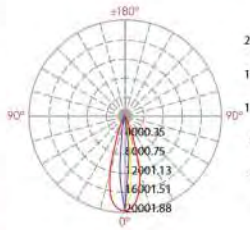

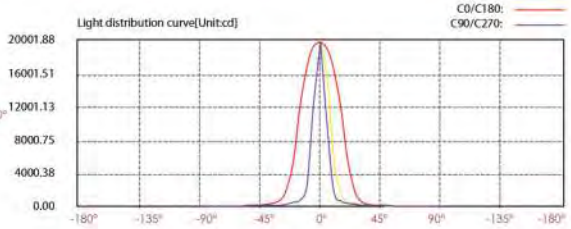

Lux distance cure

Illuminance at a distance	Center beam LUX	Beam width V	Beam width H
2m	4937.36 LUX	0.4m	1.2m
4m	1234.34 LUX	0.7m	2.4m
6m	548.60 LUX	1.1m	3.6m
8m	308.58 LUX	1.5m	4.7m
10m	197.49 LUX	1.9m	5.9m
12m	137.15 LUX	2.2m	7.1m

Ver.Spread:10.7 Horiz.Spread:33.1

2019-2021 NEW

ITEM
B2RKB0657
LIGHT SOURCE
6×2W
LENS
B33D
SELECTED DEGREE(°)θ1/2
20°
INPUT VOLTAGE(V)
DC24V 120/240V
OPERATING CURRENT(MA)
24V=625 120V=100 240V=57
CONSUMPTION(W)
24V=15 120V=11.8 240V=12.1
LUMINANCE(LM)
819
IK
06

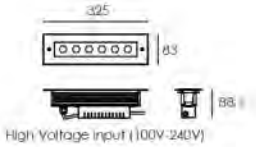

ITEM
B2RKB1257
LIGHT SOURCE
12×2W
LENS
B33D
SELECTED DEGREE(°)θ1/2
20°
INPUT VOLTAGE(V)
DC24V 120/240V
OPERATING CURRENT(MA)
24V=1250 120V=257 240V=148
CONSUMPTION(W)
24V=30 120V=30.4 240V=31.4
LUMINANCE(LM)
1815
IK
06

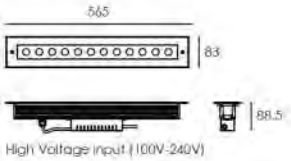

ITEM
B2RKB2457
LIGHT SOURCE
24×2W
LENS
B33D
SELECTED DEGREE(°)θ1/2
20°
INPUT VOLTAGE(V)
DC24V 240V
OPERATING CURRENT(MA)
24V=2500 240V=224
CONSUMPTION(W)
24V=60 240V=51.1
LUMINANCE(LM)
3158
IK
06

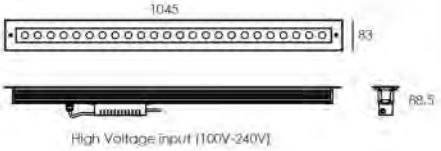

SPECIFICATIONS

HOUSING	Extruded aluminum, powder coated
FRONT COVER	Hard chrome-plated stainess steel SUS 316L
LIGHT WINDOW	Tempered step glass.T=6mm
LENS	Optical lens.efficiency≥85%
CABLE GLAND	IP68 PG-9 PA66
GASKET	Glass and housing are silicone sealed
LED	Single color OSRAM LED
OPERATING TEMPERATURE	-20˚C~40˚C
POWER CABLE	H05RN-F 2X1.0mm2 L=0.5m(low voltage) H05RN-F 3X1.0mm2 L=0.5m(high voltage)
MOUNTING SLEEVE	Powder Coated Aluminum
DIMMABLE SUPPORT	

LED COLOUR TEMPERATURE

2,000K · 3,000K · 6,000K

LENS

B33 B33D/B33F | **9°** **15°** **20°** **30°** **45°**

BEAM DEMO

SLEEVE (Included)

Recessed sleeve **142#**

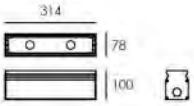

Recessed sleeve **143#**

Recessed sleeve **144#**

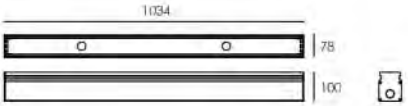

WATER PROOF SOLUTION

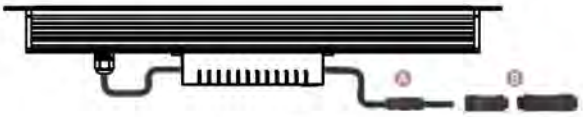

High Voltage input (100V-240V)

Ⓐ Water-Stopper(Included)
The luminaire will generate high temperature when used, which will generate negative pressure when the power is turned off also brings water vapor into the luminaire. That' s why the device is required to block the entry of water vapor.

Ⓑ IP67 Jiffy quick plug/socket connector(Option)
To prevent water vapor into luminaire via wire which had been cut, the air contains lots of steams when raining, spray or in humid environment, the luminaire will generate high temperature when used, which will generate negative pressure when the power is turned off also brings water vapor into the luminaire.

PHOTOMATIRC



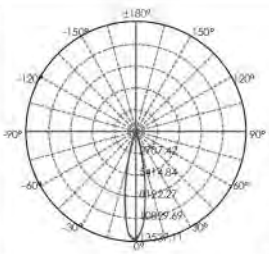

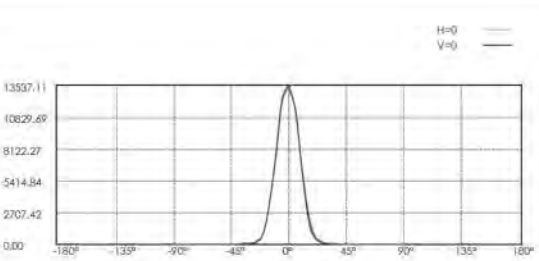

Lux distance Curve

Illuminance of a Distance

	Center Beam LUX	Beam Width V	Beam Width H
2m	3384.28 LUX	0.7m	0.7m
4m	846.07 LUX	1.5m	1.5m
6m	376.03 LUX	2.2m	2.2m
8m	211.52 LUX	3.0m	2.9m
10m	135.37 LUX	3.7m	3.7m
12m	94.01 LUX	4.5m	4.4m

Vert.Spread:21.1 Horiz.Spread:20.8

2019-2021 NEW

ITEM
XB2RKB0635
LIGHT SOURCE
6×1.0W OSRAM
LENS
B89 B45
LENTH(MM)
311
SELECTED DEGREE(°)θ1/2

INPUT VOLTAGE(V)
DC24V 120/240V
OPERATING CURRENT(MA)
24V= 120V= 240V=
CONSUMPTION(W)
24V= 120V= 240V=
LUMINANCE(LM)
610
IK

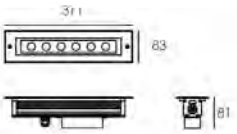

ITEM
XB2RKB1235
LIGHT SOURCE
12×1.0W OSRAM
LENS
B89 B45
LENTH(MM)
565
SELECTED DEGREE(°)θ1/2

INPUT VOLTAGE(V)
DC24V 120/240V
OPERATING CURRENT(MA)
24V= 120V= 240V=
CONSUMPTION(W)
24V= 120V= 240V=
LUMINANCE(LM)
1220
IK

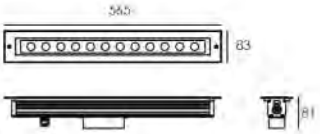

ITEM
XB2RKB2435
LIGHT SOURCE
24×1.0W OSRAM
LENS
B89 B45
LENTH(MM)
1045
SELECTED DEGREE(°)θ1/2

INPUT VOLTAGE(V)
DC24V 120/240V
OPERATING CURRENT(MA)
24V= 120V= 240V=
CONSUMPTION(W)
24V= 120V= 240V=
LUMINANCE(LM)
2440
IK

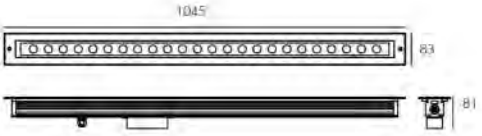

SPECIFICATIONS

HOUSING	Extruded aluminum, powder coated
FRONT COVER	Hard chrome-plated stainess steel SUS 316L
LIGHT WINDOW	Tempered step glass.T=6mm
LENS	Optical lens.efficiency≥85%
CABLE GLAND	IP68 PG-9 PA66
GASKET	Glass and housing are silicone sealed
LED	Single color OSRAM LED
OPERATING TEMPERATURE	-20˚C~40˚C
POWER CABLE	H05RN-F 2X1.0mm2 L=0.5m(low voltage) H05RN-F 3X1.0mm2 L=0.5m(high voltage)
MOUNTING SLEEVE	Powder Coated Aluminum
DIMMABLE SUPPORT	

CCT

2,000K · 3,000K · 6,000K

LENS

B33	**9°**	**15°**	**20°**
B33D/B33F	**30°**	**45°**	

BEAM DEMO

ANGLE ADJUSTABLE

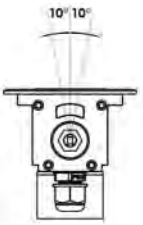

SLEEVE (Included)

Recessed sleeve **143#**

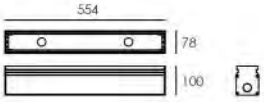

Recessed sleeve **144#**

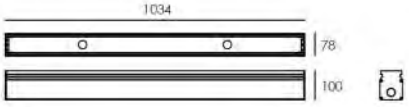

WATER PROOF SOLUTION

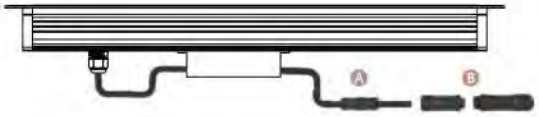

A Water-Stopper(Included)
The luminaire will generate high temperature when used, which will generate negative pressure when the power is turned off also brings water vapor into the luminaire. That' s why the device is required to block the entry of water vapor.

B IP67 Jiffy quick plug/socket connector(Option)
To prevent water vapor into luminaire via wire which had been cut, the air contains lots of steams when raining, spray or in humid environment, the luminaire will generate high temperature when used, which will generate negative pressure when the power is turned off also brings water vapor into the luminaire.

BEAM DEMO 1

1. Light projection height=500cm
2. Item in front the wall
3. Lens angle=0°

BEAM DEMO 2

1. Light projection height=500cm
2. Item from the wall=30cm
3. Lens angle=5°

BEAM DEMO 3

1. Light projection height=500cm
2. Item from the wall=60cm
3. Lens angle=10°

PHOTOMATIRC



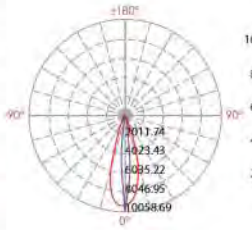

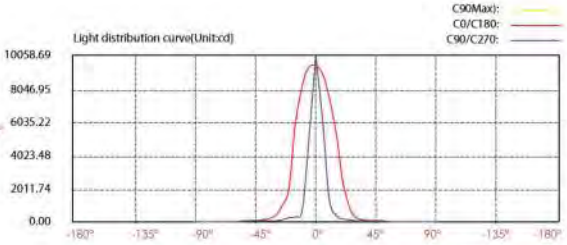

Lux distance cure

Illuminance at a distance	Center beam LUX	Beam width V	Beam width H
2m	2375.15 LUX	0.4m	1.1m
4m	593.79 LUX	0.7m	2.2m
6m	263.91 LUX	1.1m	3.4m
8m	148.45 LUX	1.5m	4.5m
10m	95.01 LUX	1.9m	5.6m
12m	65.98 LUX	2.2m	6.7m

Ver.Spread:10.6 Horiz.Spread:31.4



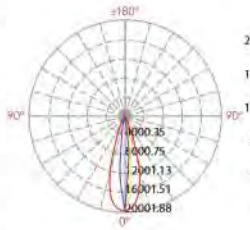

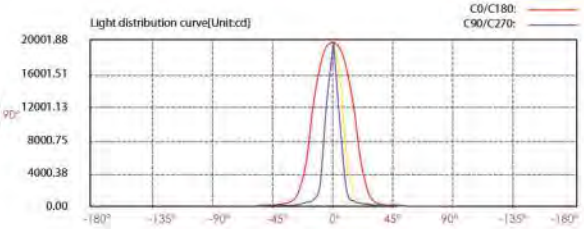

Lux distance cure

Illuminance at a distance	Center beam LUX	Beam width V	Beam width H
2m	4937.36 LUX	0.4m	1.2m
4m	1234.34 LUX	0.7m	2.4m
6m	548.60 LUX	1.1m	3.6m
8m	308.58 LUX	1.5m	4.7m
10m	197.49 LUX	1.9m	5.9m
12m	137.15 LUX	2.2m	7.1m

Ver.Spread:10.7 Horiz.Spread:33.1

2019-2021 NEW

ITEM	B2RQB0656
LIGHT SOURCE	6×1.2W
REFLECTOR	B15
SELECTED DEGREE(°)θ1/2	20°
INPUT VOLTAGE(V)	DC24V 120/240V
OPERATING CURRENT(MA)	24V=400 120V= 240V=
CONSUMPTION(W)	24V=9.5 120V= 240V=
LUMINANCE(LM)	666

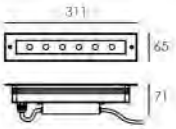

High Voltage input (100V-240V)

ITEM	B2RQB1256
LIGHT SOURCE	12×1.2W
REFLECTOR	B15
SELECTED DEGREE(°)θ1/2	20°
INPUT VOLTAGE(V)	DC24V 120/240V
OPERATING CURRENT(MA)	24V=800 120V= 240V=
CONSUMPTION(W)	24V=19.2 120V= 240V=
LUMINANCE(LM)	1333

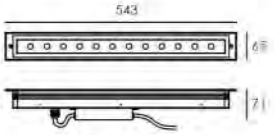

High Voltage input (100V-240V)

ITEM	B2RQB2456
LIGHT SOURCE	24×1.2W
REFLECTOR	B15
SELECTED DEGREE(°)θ1/2	20°
INPUT VOLTAGE(V)	DC24V 120/240V
OPERATING CURRENT(MA)	24V=1600 120V= 240V=
CONSUMPTION(W)	24V=38.4 120V= 240V=
LUMINANCE(LM)	2666

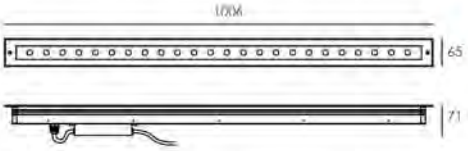

High Voltage input (100V-240V)

SPECIFICATIONS

HOUSING	Extruded aluminum, powder coated
FRONT COVER	Hard chrome-plated stainess steel SUS 316L
LIGHT WINDOW	Tempered step glass.T=6mm
LENS	Optical lens.efficiency≥85%
CABLE GLAND	IP68 PG-9 PA66
GASKET	Glass and housing are silicone sealed
LED	Single color OSRAM LED
OPERATING TEMPERATURE	-20°C~40°C
POWER CABLE	H05RN-F 2X1.0mm2 L=0.5m(low voltage) H05RN-F 3X1.0mm2 L=0.5m(high voltage)
MOUNTING SLEEVE	Powder Coated Aluminum
DIMMABLE SUPPORT	

LED COLOUR TEMPERATURE

2,000K · 3,000K · 6,000K

LENS

B15 | **10°** **15°** **20°** **30°**

BEAM DEMO

SLEEVE (Included)

Recessed sleeve **145#**

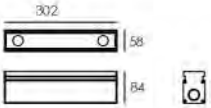

Recessed sleeve **146#**

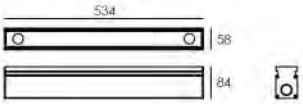

Recessed sleeve **147#**

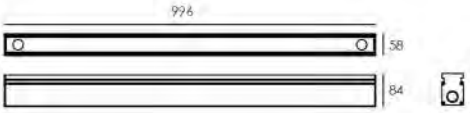

WATER PROOF SOLUTION

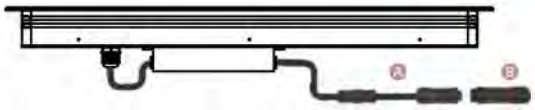

High Voltage input (100V-240V)

A Water-Stopper(Included)
The luminaire will generate high temperature when used, which will generate negative pressure when the power is turned off also brings water vapor into the luminaire. That' s why the device is required to block the entry of water vapor.

B IP67 Jiffy quick plug/socket connector(Option)
To prevent water vapor into luminaire via wire which had been cut, the air contains lots of steams when raining, spray or in humid environment, the luminaire will generate high temperature when used, which will generate negative pressure when the power is turned off also brings water vapor into the luminaire.

PHOTOMATIRC



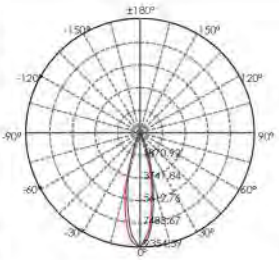

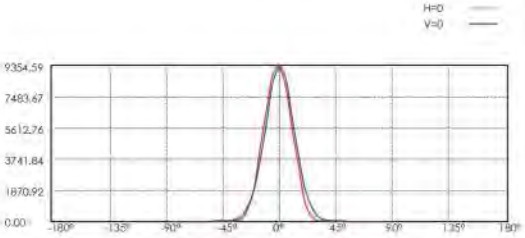

Lux distance Curve

Illuminance at a Distance

	Center Beam LUX	Beam Width V	Beam Width H
2m	2336.05 LUX	0.9m	0.9m
4m	584.01 LUX	1.9m	1.8m
6m	259.56 LUX	2.8m	2.8m
8m	146.00 LUX	3.7m	3.7m
10m	93.44 LUX	4.6m	4.6m
12m	64.89 LUX	5.6m	5.5m

Vert.Spread:26.2 Horiz.Spread:26.0

ITEM
B2FL0357
LIGHT SOURCE
3×2W
LENS
B27
LENS DEGREE(°)θ1/2
25°
WEIGHT(KG)
0.9
INPUT VOLTAGE(V)
DC24V 120/240V
OPERATING CURRENT(MA)
24V=240 120V=51 240V=25
CONSUMPTION(W)
24V=5.7 120V=5.8 240V=5.5
LUMINANCE(LM)
CW=508 WW=395
IK
08

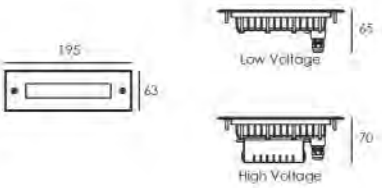

ITEM
B2FL0657
LIGHT SOURCE
6×2W
LENS
B27
LENS DEGREE(°)θ1/2
25°
WEIGHT(KG)
1.6
INPUT VOLTAGE(V)
DC24V 120/240V
OPERATING CURRENT(MA)
24V=550 120V=100 240V=57
CONSUMPTION(W)
24V=13.2 120V=11.8 240V=12.1
LUMINANCE(LM)
CW=1100 WW=733
IK
08

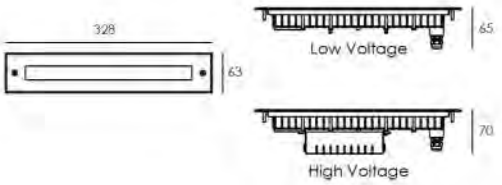

MATERIAL SPECIFICATIONS

FRONT COVER	Hard chromeplated stainless steel SUS 316#
HOUSING	12# Die-casting dark grey powder coated aluminum T=60-80μm.Adhesion of ISO class 1/ASTM class 4B
LIGHT WINDOW	Tempered step glass.T=8mm
GASKET	Silicon rubber molding shaped seal
POWER CABLE	H05RN-F 2×1.0mm² L=0.5m(low voltage) H05RN-F 3×1.0mm² L=0.5m(high voltage)
CABLE GLAND	IP68 PG-9 PA66
MOUNTING SLEEVE	ABS 076#(C2FL0357) ABS 077#(C2FL0657)
LED TYPE	OSRAM or NICHIA
LED DRIVER	Constant Voltage Input,Constant Current Output
LENS	
PCB	Excellent heat conduvtivity aluminum, coefficient of heat Conductivity≥2.0w/mk
RECESSED SLEEVE MATERIAL	PC/ABS ALLOYS
GLASS PRESSURE CAPACITY	Full area=3251kgs
DIMMABLE SUPPORT	
IP	IP67
OPERATING TEMPERATURE	-20°C~40°C

LED COLOUR TEMPERATURE

2,000K · 3,000K · 6,000K

LENS

B26	**8°**		
B27	**13°**	**25°**	**30°**

MOUNTING SLEEVE CHARACTERISTIC

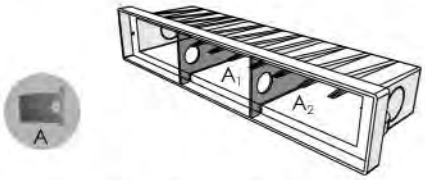

Low voltage type

Outside gear box for high voltage

- The above picture – the supporting plate "A1" and "A2" are used for preventing deformation of the sleeve during the construction installation process.
- Please remove the supporting plate "A1" and "A2" from the mounting sleeve before the lamp installation.

SLEEVE (Included)

Recessed sleeve **110#**

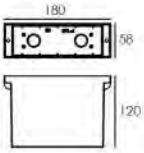

Recessed sleeve **111#**

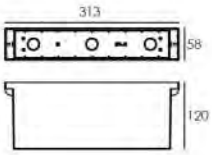

WATER PROOF SOLUTION

Low Voltage

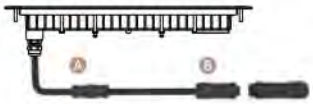

High Voltage

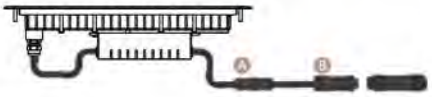

Ⓐ **Water-Stopper**(Included)
The luminaire will generate high temperature when used, which will generate negative pressure when the power is turned off also brings water vapor into the luminaire. That' s why the device is required to block the entry of water vapor.

Ⓑ **IP67 Jiffy quick plug/socket connector**(Option)
To prevent water vapor into luminaire via wire which had been cut, the air contains lots of steams when raining, spray or in humid environment, the luminaire will generate high temperature when used, which will generate negative pressure when the power is turned off also brings water vapor into the luminaire.

PHOTOMATIRC



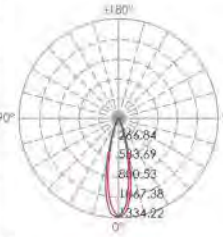

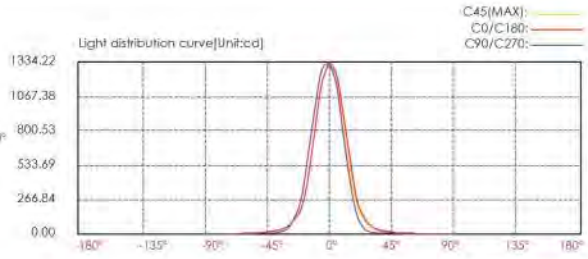

Lux distance cure

Illuminance at a distance			
	Center beam LUX	Beam width V	Beam width H
2m	332.07 LUX	0.9m	0.9m
4m	83.02 LUX	1.8m	1.8m
6m	36.90 LUX	2.7m	2.7m
8m	20.75 LUX	3.6m	3.6m
10m	13.28 LUX	4.5m	4.5m
12m	9.22 LUX	5.4m	5.4m
Ver.Spread:25.6		Horiz.Spread:25.6	



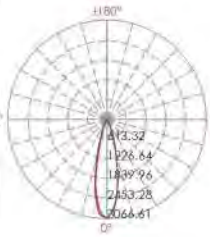

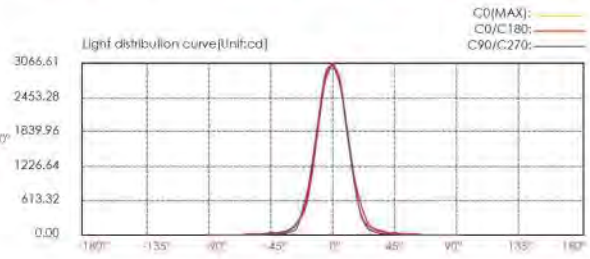

Lux distance cure

Illuminance at a distance			
	Center beam LUX	Beam width V	Beam width H
2m	766.65 LUX	0.9m	0.9m
4m	191.66 LUX	1.8m	1.8m
6m	85.18 LUX	2.7m	2.6m
8m	47.92 LUX	3.6m	3.5m
10m	30.67 LUX	4.5m	4.4m
12m	21.30 LUX	5.4m	5.3m
Ver.Spread:25.3		Horiz.Spread:24.8	

ITEM
C2FL0357

LIGHT SOURCE
3×2W

LENS
C11

SELECTED DEGREE(°)θ1/2
45°/35°

WEIGHT(KG)
0.9

INPUT VOLTAGE(V)
DC24V 120/240V

OPERATING CURRENT(MA)
24V=240 120V=89 240V=46

CONSUMPTION(W)
24V=5.7 120V=6 240V=5.7

LUMINANCE(LM)
CW=340 WW=344

IK
08

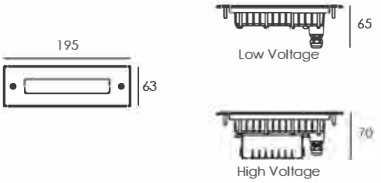

ITEM
C2FL0657

LIGHT SOURCE
6×2W

LENS
C11

SELECTED DEGREE(°)θ1/2
45°/35°

WEIGHT(KG)
1.6

INPUT VOLTAGE(V)
DC24V 120/240V

OPERATING CURRENT(MA)
24V=550 120V=100 240V=57

CONSUMPTION(W)
24V=13.2 120V=11.8 240V=12.1

LUMINANCE(LM)
CW=875 WW=823

IK
08

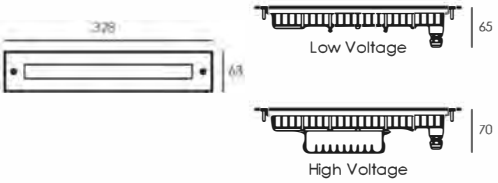

SPECIFICATIONS

FRONT COVER	Hard chromeplated stainless steel SUS 316#
HOUSING	12# Die-casting dark grey powder coated aluminum
LIGHT WINDOW	T=60-80μm.Adhesion of ISO class 1/ASTM class 4B Tempered step glass.T=8mm
GASKET	Silicon rubber molding shaped seal
POWER CABLE	H05RN-F 2×1.0mm^2 L=0.5m(low voltage) H05RN-F 3×1.0mm^2 L=0.5m(high voltage)
CABLE GLAND	IP68 PG-9 PA66
MOUNTING SLEEVE	ABS 076#(C2FL0357) ABS 077#(C2FL0657)
LED TYPE	Constant Voltage Input,Constant Current Output
LED DRIVER	
LENS	
PCB	Excellent heat conduvtivity aluminum, coefficient of heat Conductivity≥2.0w/mk
RECESSED SLEEVE MATERIAL	PC/ABS ALLOYS
GLASS PRESSURE CAPACITY	Full area=3,251kgs
DIMMABLE SUPPORT	
IP	IP67
OPERATING TEMPERATURE	-20˚C~40˚C

IMPRESSION DRAWING OF LENS

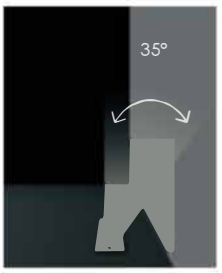

LED COLOUR TEMPERATURE

2,000K · 3,000K · 6,000K

LENS

C11 | **45°/35°**

MOUNTING SLEEVE CHARACTERISTIC

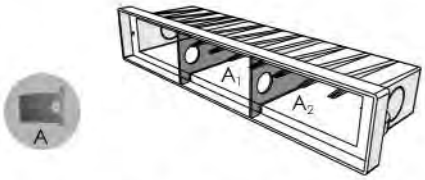

Low voltage type

Outside gear box for high voltage

- The above picture – the supporting plate "A1" and "A2" are used for preventing deformation of the sleeve during the construction installation process.
- Please remove the supporting plate "A1" and "A2" from the mounting sleeve before the lamp installation.

SLEEVE (Included)

Recessed sleeve **110#**

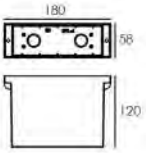

Recessed sleeve **111#**

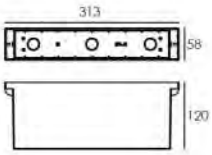

WATER PROOF SOLUTION

Low Voltage

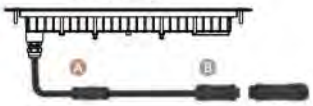

High Voltage

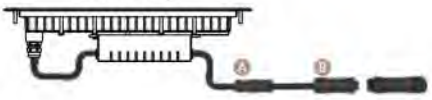

Ⓐ **Water-Stopper**(Included)
The luminaire will generate high temperature when used, which will generate negative pressure when the power is turned off also brings water vapor into the luminaire. That' s why the device is required to block the entry of water vapor.

Ⓑ **IP67 Jiffy quick plug/socket connector**(Option)
To prevent water vapor into luminaire via wire which had been cut, the air contains lots of steams when raining, spray or in humid environment, the luminaire will generate high temperature when used, which will generate negative pressure when the power is turned off also brings water vapor into the luminaire.

PHOTOMATIRC



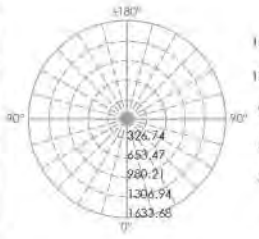

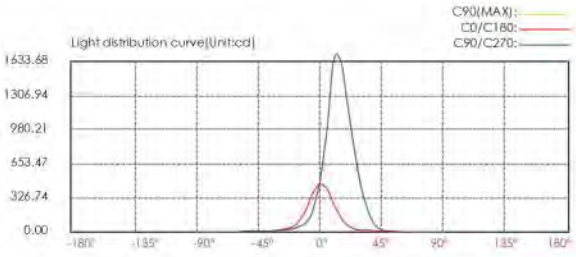

Lux distance cure

Illuminance at a distance

	Center beam LUX	Beam width V	Beam width H
2m	116.23 LUX	0.7m	0.6m
4m	29.06 LUX	1.5m	1.3m
6m	12.91 LUX	2.2m	1.9m
8m	7.26 LUX	3.0m	2.5m
10m	4.65 LUX	3.7m	3.1m
12m	3.23 LUX	4.5m	3.8m

Ver.Spread:21.2 Horiz.Spread:17.8



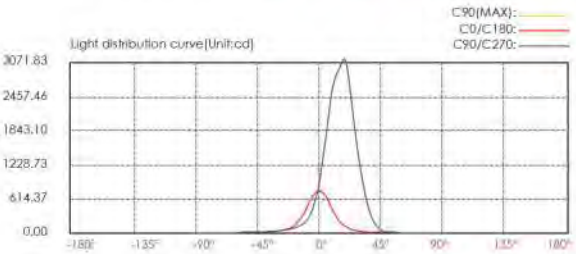

Lux distance cure

Illuminance at a distance

	Center beam LUX	Beam width V	Beam width H
2m	195.42 LUX	0.9m	0.6m
4m	48.86 LUX	1.7m	1.3m
6m	21.71 LUX	2.6m	1.9m
8m	12.21 LUX	3.4m	2.5m
10m	7.82 LUX	4.3m	3.1m
12m	5.43 LUX	5.2m	3.8m

Ver.Spread:24.2 Horiz.Spread:17.8

Spot Light

REVIEW
VERSION
2021

2019-2021 NEW

ITEM	B3CKU1665
LIGHT SOURCE	16×4.8W
REFLECTOR	B78 / B88
SELECTED DEGREE(°)θ1/2	6°
INPUT VOLTAGE(V)	120/240V
OPERATING CURRENT(MA)	120V=717 240V=360
CONSUMPTION(W)	120V=85.5 240V=84.3
LUMINANCE(LM)	6179
IK	07

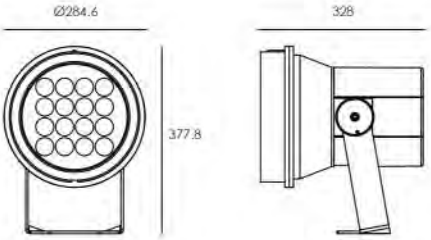

WATER PROOF SOLUTION

HOUSING COLOR OPTION

Basic	Secondary
Silver Grey **KAP 9022**	Sanded Black **RAL 9005**

LENS

B78	6°				
B88	15°	24°	36°	45°	
	55°	10°×38°			

CCT

3,000K · 4,000K · 6,000K

SPECIFICATIONS

HOUSING	12# Die-casting dark grey powder coated aluminum. T=60-80μm.Adhesion of ISO class 1/ASTM class 4B
LIGHT WINDOW	Tempered glass.T=3mm
LED	NICHIA
LED DRIVER	Constant Voltage Input,Constant Current Output
CABLE GLAND	IP68 PG-9 PA66
GASKET	Tooling shaped seal
POWER CABLE	H05RN-F 2X1.0mm2 L=2 m(low voltage) H05RN-F 3X1.0mm2 L=2 m(high voltage)
DIMMABLE SUPPORT	Triac PWM 1-10V Dali

PHOTOMATIRC



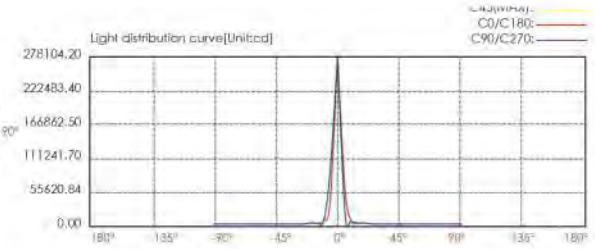

Lux distance cure

Illuminance at a distance

	Center beam LUX	Beam width V	Beam width H
2m	68778.43 LUX	0.2m	0.2m
4m	17194.61 LUX	0.4m	0.4m
6m	7642.05 LUX	0.6m	0.7m
8m	4298.65 LUX	0.9m	0.9m
10m	2751.14 LUX	1.1m	1.1m
12m	1910.51 LUX	1.3m	1.3m

Ver.Spread:6.1 Horiz.Spread:6.4

2019-2021 NEW

ITEM	
LIGHT SOURCE	
LENS	
LENS OPTIONAL DEGREE	
INPUT VOLTAGE(V)	
OPERATING CURRENT(MA)	
CONSUMPTION(W)	
LUMINANCE(LM)	

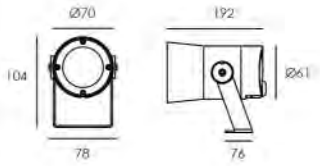

ITEM	
LIGHT SOURCE	
LENS	
LENS OPTIONAL DEGREE	
INPUT VOLTAGE(V)	
OPERATING CURRENT(MA)	
CONSUMPTION(W)	
LUMINANCE(LM)	

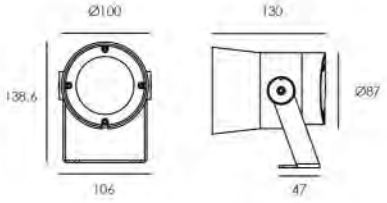

ITEM	
LIGHT SOURCE	
LENS	
LENS OPTIONAL DEGREE	
INPUT VOLTAGE(V)	
OPERATING CURRENT(MA)	
CONSUMPTION(W)	
LUMINANCE(LM)	

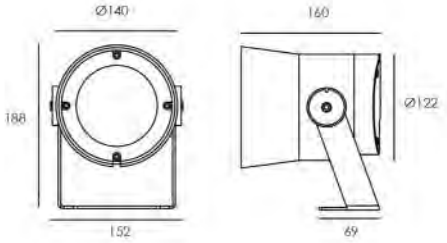

WATER PROOF SOLUTION

OVERVIEW

HOUSING COLOR OPTION

Basic

Dark Grey
KAP 7037

Secondary

Silver Grey
KAP 9022

Sanded Black
RAL 9005

LENS

CCT

3,000K · 4,000K · 5,700K

SPECIFICATIONS

HOUSING

BRACKET

LIGHT WINDOW

LED

LED DRIVER

CABLE GLAND

GASKET

POWER CABLE

DIMMABLE SUPPORT

PHOTOMATIRC

2019-2021 NEW

ITEM
B3CPU1065
LIGHT SOURCE
10×4.5W
LENS
B92
LENS OPTIONAL DEGREE
20°
INPUT VOLTAGE(V)
120/240V
OPERATING CURRENT(MA)
120V=424 240V=214
CONSUMPTION(W)
50
LUMINANCE(LM)
4210

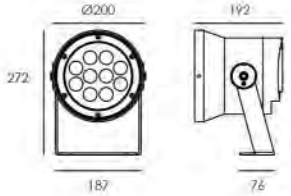

ITEM
B3CQU1865
LIGHT SOURCE
18×4.5W
LENS
B92
LENS OPTIONAL DEGREE
20°
INPUT VOLTAGE(V)
120/240V
OPERATING CURRENT(MA)
120V=764 240V=385
CONSUMPTION(W)
90
LUMINANCE(LM)
7771

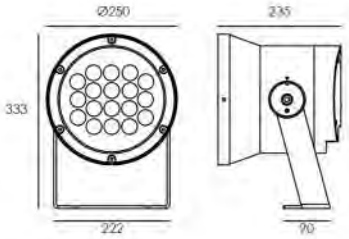

ITEM
B3CRU2465
LIGHT SOURCE
24×5W
LENS
B92
LENS OPTIONAL DEGREE
20°
INPUT VOLTAGE(V)
120/240V
OPERATING CURRENT(MA)
120V=1158 240V=570
CONSUMPTION(W)
135
LUMINANCE(LM)
11234

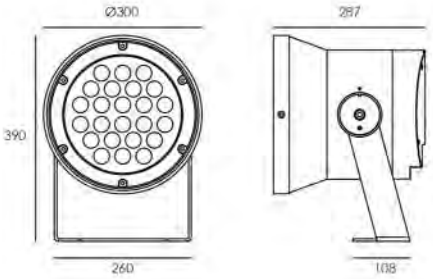

HOUSING COLOR OPTION

Basic
Dark Grey
KAP 7037

Secondary
Silver Grey
KAP 9022

Sanded Black
RAL 9005

LENS

B92 15° 20° 30° 50°

CCT

3,000K · 4,000K · 5,700K

SPECIFICATIONS

HOUSING	12# Die-casting dark grey powder coated aluminum. T=60-80μm. Adhesion of ISO class 1/ASTM class 4B
BRACKET	Powder coated aluminum.T=2.5mm
LIGHT WINDOW	Tempered glass.T=3mm
LED	NICHIA
LED DRIVER	Constant Voltage Input, Constant Current Output
CABLE GLAND	IP68 PG-9 PA66
GASKET	Tooling shaped seal
POWER CABLE	H07RN-F 2×1.0mm² L=2.0m(low voltage) H07RN-F 3×1.0mm² L=2.0m(high voltage)
DIMMABLE SUPPORT	Triac PWM 1-10V Dali

WATER PROOF SOLUTION

OVERVIEW

ACCESSORIES(Optional)

HOOD

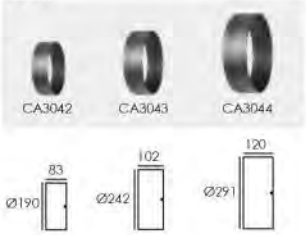

I'd	Item
CA3042	B3CPU1065
CA3043	B3CQU1865
CA3044	B3CRU2465

ANTI GLARE LOUVER

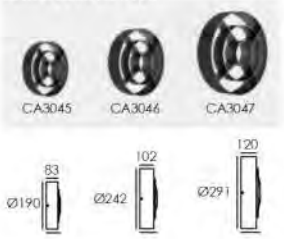

I'd	Item
CA3045	B3CPU1065
CA3046	B3CQU1865
CA3047	B3CRU2465

PHOTOMATIRC



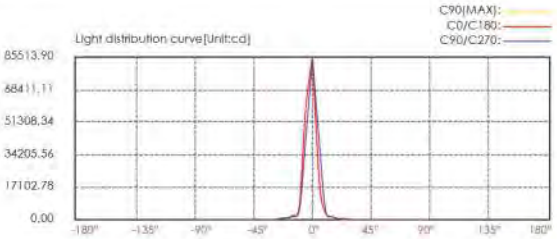

Lux distance cure

Illuminance at a distance

	Center beam LUX	Beam width V	Beam width H
2m	21378.47 LUX	0.3m	0.3m
4m	5344.62 LUX	0.7m	0.7m
6m	2375.39 LUX	1.0m	1.0m
8m	1336.16 LUX	1.4m	1.3m
10m	855.14 LUX	1.7m	1.7m
12m	593.85 LUX	2.1m	2.0m

Ver.Spread:9.6 Horiz.Spread:9.8



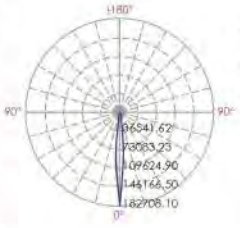

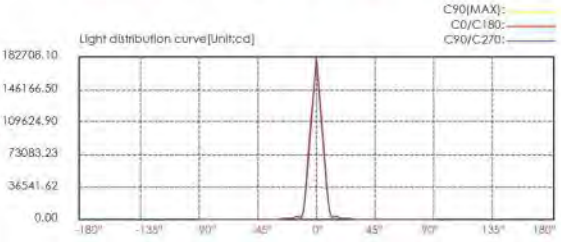

Lux distance cure

Illuminance at a distance

	Center beam LUX	Beam width V	Beam width H
2m	45677.02 LUX	0.3m	0.3m
4m	11419.25 LUX	0.7m	0.7m
6m	5075.23 LUX	1.0m	1.0m
8m	2854.81 LUX	1.3m	1.4m
10m	1827.08 LUX	1.7m	1.7m
12m	1268.81 LUX	2.0m	2.0m

Ver.Spread:9.7 Horiz.Spread:9.4



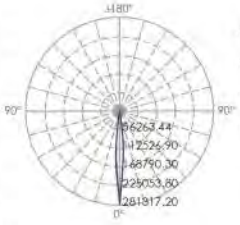

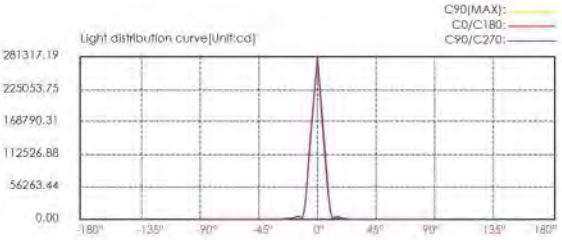

Lux distance cure

Illuminance at a distance

	Center beam LUX	Beam width V	Beam width H
2m	70329.30 LUX	0.3m	0.3m
4m	17582.32 LUX	0.7m	0.7m
6m	7814.37 LUX	1.0m	1.0m
8m	4395.58 LUX	1.3m	1.4m
10m	2813.17 LUX	1.7m	1.7m
12m	1953.59 LUX	2.0m	2.0m

Ver.Spread:9.5 Horiz.Spread:9.6

2019-2021 NEW

ITEM
R3EJU0126
LIGHT SOURCE
1×6W COB
REFLECTOR
R8
LENS OPTIONAL DEGREE
24°
INPUT VOLTAGE(V)
DC24V 120/240V
OPERATING CURRENT(MA)
24V=320 120V=65 240V=37
CONSUMPTION(W)
24V=7.5 120V=7.7 240V=7.8
LUMINANCE(LM)
CW=730 WW=646

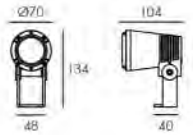

ITEM
R3DJU0169
LIGHT SOURCE
1×16W COB
REFLECTOR
R17
LENS OPTIONAL DEGREE
32°
INPUT VOLTAGE(V)
DC24V 120/240V
OPERATING CURRENT(MA)
24V=700 120V=145 240V=89
CONSUMPTION(W)
24V=17 120V=19 240V=18.5
LUMINANCE(LM)
CW=1600 WW=1500

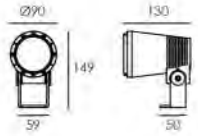

ITEM
R3CJU0171
LIGHT SOURCE
1×20W COB
REFLECTOR
R19
LENS OPTIONAL DEGREE
22°
INPUT VOLTAGE(V)
DC24V 120/240V
OPERATING CURRENT(MA)
24V=960 120V=205 240V=108
CONSUMPTION(W)
24V=23 120V=23.5 240V=24.2
LUMINANCE(LM)
CW=2596 WW=2409

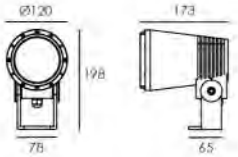

ITEM
R3BJU0176
LIGHT SOURCE
1×40W COB
REFLECTOR
R16
LENS OPTIONAL DEGREE
25°
INPUT VOLTAGE(V)
DC24V 120/240V
OPERATING CURRENT(MA)
24V=1882 120V=372 240V=187
CONSUMPTION(W)
24V=45 120V=44.8 240V=44.5
LUMINANCE(LM)
CW=4770 WW=4455

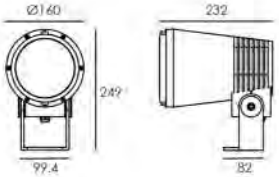

WATER PROOF SOLUTION



Ⓐ **Water stopper**(Included)
Ⓑ **Water proof connecter** IP67(Option)

FEATURE

Gear: The gear between the lumianire housing and the U bracket to prevent sliding.

OVERVIEW

ACCESSORIES(Optional)

SPIKE

PC/ABS alloys

I'd	Item
18C	R3EJU0126 R3DJU0169
17B	R3CJU0171

STAINLESS STEEL

I'd	Item
12C	R3EJU0126 R3DJU0169
13B	R3CJU0171

BEVEL CUT HOOD



I'd	Item
CA3022	R3EJU0126
CA3021	R3DJU0169
CA3020	R3CJU0171
CA3019	R3BJU0176

HONEYCOMB LOUVER



I'd	Item
Mh081	R3EJU0126
Mh082	R3DJU0169
Mh083	R3CJU0171
Mh084	R3BJU0176

TREE POLE STRAP

I'd	Item
RD003	R3EJU0126 R3DJU0169
RD002	R3CJU0171

HOUSING COLOR OPTION

Basic

Dark Grey
KAP 7037

Secondary

Silver Grey
KAP 9022

Sanded Black
RAL 9005

LENS

R8	**15° 60°**	**24°**	**38°**
R16	**12°**	**25°**	**38°**
R17	**12°**	**18°**	**32°**
R19	**10°**	**22°**	**38°**

CCT

2,000K · 3,000K · 6,000K

SPECIFICATION

HOUSING 12# Die-casting dark grey powder coated aluminum. T=60-80μm.Adhesion of ISO class 1/ASTM class 4B

LIGHT WINDOW Tempered glass.T=3mm

LED NICHIA

LED DRIVER Constant Voltage Input, Constant Current Output

CABLE GLAND IP68 PG-9 PA66

GASKET Tooling shaped seal

POWER CABLE H05RN-F 2×1.0mm² L=2.0m(low voltage)
H05RN-F 3×1.0mm² L=2.0m(high voltage)

IK R3EJU0126: 05
R3DJU0169, R3CJU0171, R3BJU0176: 06

FAMILY ITEM APPLICATIONS

Surface Mounting Wall Light

R3DJU0169 R3CJU0171 R3BJU0176

• See page 204

PHOTOMATIRC



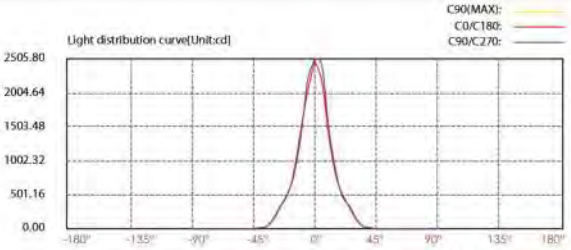

Lux distance cure

Illuminance at a distance

	Center beam LUX	Beam width V	Beam width H
2m	619.62 LUX	0.8m	0.8m
4m	154.90 LUX	1.6m	1.6m
6m	68.85 LUX	2.4m	2.4m
8m	38.73 LUX	3.2m	3.2m
10m	24.78 LUX	4.1m	4.0m
12m	17.21 LUX	4.9m	4.8m

Ver.Spread:23.0 Horiz.Spread:22.8



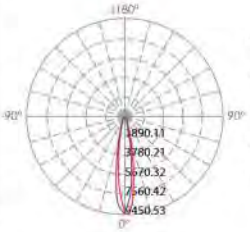

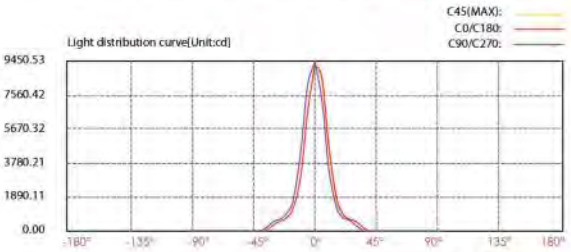

Lux distance cure

Illuminance at a distance

	Center beam LUX	Beam width V	Beam width H
2m	2299.26 LUX	0.6m	0.6m
4m	571.82 LUX	1.3m	1.3m
6m	255.47 LUX	1.9m	1.9m
8m	143.70 LUX	2.6m	2.5m
10m	91.97 LUX	3.2m	3.2m
12m	63.87 LUX	3.8m	3.8m

Ver.Spread:18.2 Horiz.Spread:18.0



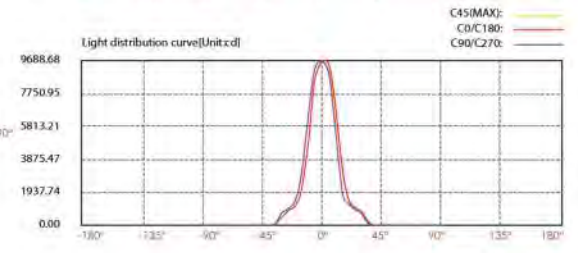

Lux distance cure

Illuminance at a distance

	Center beam LUX	Beam width V	Beam width H
2m	2402.24 LUX	0.8m	0.8m
4m	600.56 LUX	1.7m	1.7m
6m	266.92 LUX	2.5m	2.5m
8m	150.14 LUX	3.3m	3.3m
10m	96.09 LUX	4.2m	4.1m
12m	66.73 LUX	5.0m	5.0m

Ver.Spread:23.6 Horiz.Spread:23.3



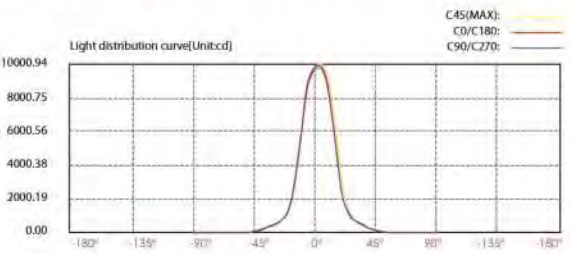

Lux distance cure

Illuminance at a distance

	Center beam LUX	Beam width V	Beam width H
2m	2469.87 LUX	0.9m	0.9m
4m	617.47 LUX	1.9m	1.9m
6m	274.43 LUX	2.8m	2.8m
8m	154.37 LUX	3.8m	3.7m
10m	98.79 LUX	4.7m	4.6m
12m	68.61 LUX	5.7m	5.6m

Ver.Spread:26.6 Horiz.Spread:26.1

2019-2021 NEW

TRIAC PWM 1-10V DALI IP66 RoHS CE

ITEM
B3ACX0158
LIGHT SOURCE
1×3W NICHIA
LENS
B33
LENS OPTIONAL DEGREE
30°
INPUT VOLTAGE(V)
DC24V 120/240V
OPERATING CURRENT(MA)
24V=162 120V=40 240V=22
CONSUMPTION(W)
24V=3.9 120V=4.6 240V=4.5
LUMINANCE(LM)
24V=288 120/240V=258

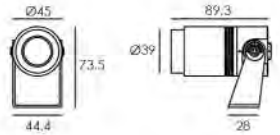

ITEM
B3ADX0127
LIGHT SOURCE
1×8W NICHIA
LENS
B71
LENS OPTIONAL DEGREE
33°
INPUT VOLTAGE(V)
DC24V 120/240V
OPERATING CURRENT(MA)
24V=437 120V=92 240V=49
CONSUMPTION(W)
24V=10.4 120V=11 240V=10.5
LUMINANCE(LM)
24V=1051 120/240V=968

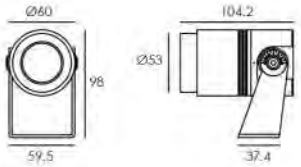

ITEM
B3AEX0169
LIGHT SOURCE
1×14W NICHIA
LENS
B67
LENS OPTIONAL DEGREE
38°
INPUT VOLTAGE(V)
DC24V 240V
OPERATING CURRENT(MA)
24V=750 240V=70
CONSUMPTION(W)
24V=18 240V=16.6
LUMINANCE(LM)
24V=1705 120/240V=1689

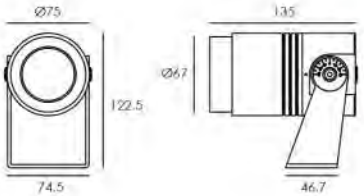

ASSEMBLE EXPLANATION

Basic

•Standard cover for option assembled by manufacture, it also combine the bevel cut hood to be a new option.

Secondary

•This cover for option assembled by user select.

WATER PROOF SOLUTION



FEATURE

Gear: The gear between the lumianire housing and the U bracket to prevent sliding.

ACCESSORIES(Optional)

SPIKE

PC/ABS alloys

I'd	Item
18C	B3ACX0158 B3ADX0127
17B	B3AEX0169

STAINLESS STEEL

I'd	Item
12C	B3ACX0158 B3ADX0127
13B	B3AEX0169

MOUNTING BASE

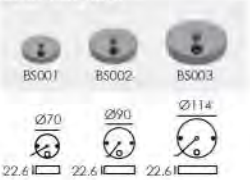

I'd	Item
BS001	B3ACX0158
BS002	B3ADX0127
BS003	B3AEX0169

HOOD

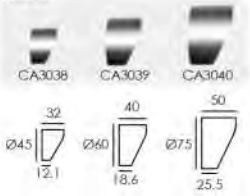

I'd	Item
CA3038	B3ACX0158
CA3039	B3ADX0127
CA3040	B3AEX0169

HOUSING COLOR OPTION

Basic

Dark Grey
KAP 7037

Secondary

Silver Grey
RAL 9023

Sanded Black
RAL 9005

LENS

B33 B33D/B33F	**9°** **30°**	**15°** **45°**	**20°** **60°**
B71	**15°** **45°**	**24°** **60°**	**33°**
B67	**15°** **38°**	**20°** **50°**	**25°**

CCT

3,000K · 6,000K

SPECIFICATION

METALS FITTING

FRONT COVER&HOUSING Aluminum finishing or powder painting

LENS Optical lens, efficiency≥ 85%

LIGHT WINDOW Tempered glass.T = 3mm

CABLE GLAND Nickel coated copper

GASKET Tooling shaped seal

IK B30ACX0158: 04 / B3ADX0127: 03 / B3AEX0169: 05

PCB Excellent heat conductivity aluminum, coefficient of heat Conductivity≥ 2.0w/mk

ELECTRONIC FITTING

LED DRIVER Constant Voltage Input, Constant Current Output

OPERATING TEMPERATURE -20˚C~40˚C

POWER CABLE H05RN-F 2×1.0mm² L=2.0m(low voltage)
H05RN-F 3×1.0mm² L=2.0m(high voltage)

DIMMABLE SUPPORT

PHOTOMATIRC

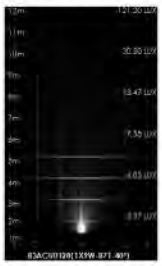

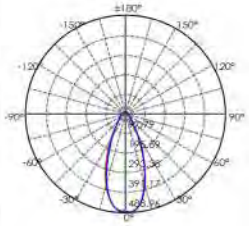

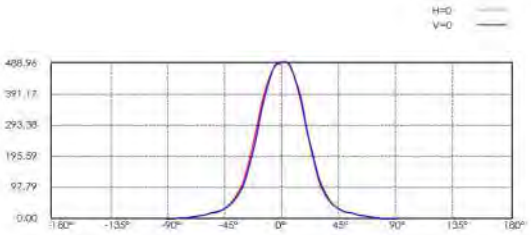

Lux distance Curve

Illuminance at a Distance

	Center Beam LUX	Beam Width	
2m	121.20 LUX	1.8m	1.5m
4m	30.30 LUX	3.2m	3.0m
6m	13.47 LUX	4.7m	4.6m
8m	7.58 LUX	6.3m	6.1m
10m	4.85 LUX	7.9m	7.6m
12m	3.37 LUX	9.5m	9.1m

Vert.Spread:43.0 Horiz.Spread:41.7

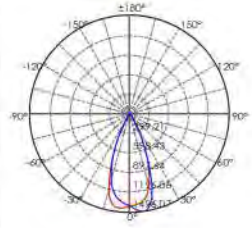

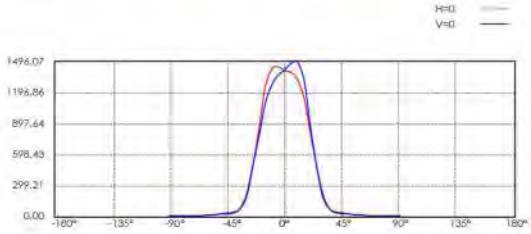

Lux distance Curve

Illuminance at a Distance

	Center Beam LUX	Beam Width	
2m	346.81 LUX	1.5m	1.8m
4m	86.70 LUX	3.0m	3.0m
6m	38.53 LUX	4.4m	4.5m
8m	21.68 LUX	5.9m	6.0m
10m	13.87 LUX	7.4m	7.5m
12m	9.63 LUX	8.9m	9.0m

Vert.Spread:40.7 Horiz.Spread:41.3



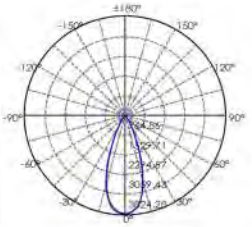

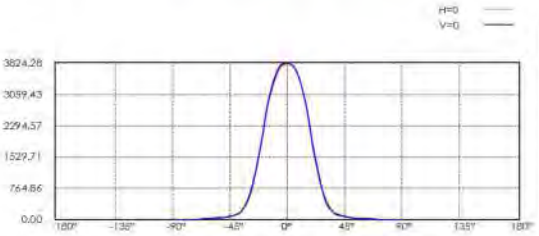

Lux distance Curve

Illuminance at a Distance

	Center Beam LUX	Beam Width	
2m	943.09 LUX	1.4m	1.4m
4m	235.77 LUX	2.8m	2.9m
6m	104.79 LUX	4.2m	4.3m
8m	58.94 LUX	5.7m	5.7m
10m	37.72 LUX	7.1m	7.1m
12m	26.20 LUX	8.5m	8.6m

Vert.Spread:39.0 Horiz.Spread:39.3

2019-2021 NEW

TRIAC PWM 1-10V DALI IP66 RoHS CE

ITEM
B3ACZ0158
LIGHT SOURCE
1×3W NICHIA
LENS
B33
LENS OPTIONAL DEGREE
30°
INPUT VOLTAGE(V)
DC24V 120/240V
OPERATING CURRENT(MA)
24V=162 120V=40 240V=22
CONSUMPTION(W)
24V=3.9 120V=4.6 240V=4.5
LUMINANCE(LM)
24V=288 120/240V=258

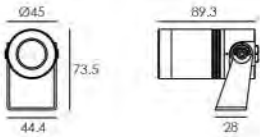

ITEM
B3ADZ0127
LIGHT SOURCE
1×8W NICHIA
LENS
B71
LENS OPTIONAL DEGREE
33°
INPUT VOLTAGE(V)
DC24V 120/240V
OPERATING CURRENT(MA)
24V=437 120V=92 240V=49
CONSUMPTION(W)
24V=10.4 120V=11 240V=10.5
LUMINANCE(LM)
24V=1051 120/240V=968

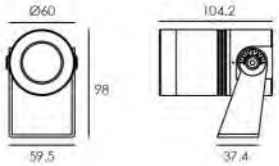

ITEM
B3AEZ0169
LIGHT SOURCE
1×14W NICHIA
LENS
B67
LENS OPTIONAL DEGREE
38°
INPUT VOLTAGE(V)
DC24V 240V
OPERATING CURRENT(MA)
24V=750 240V=70
CONSUMPTION(W)
24V=18 240V=16.6
LUMINANCE(LM)
24V=1705 120/240V=1689

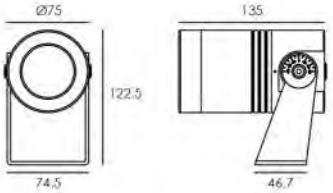

ASSEMBLE EXPLANATION

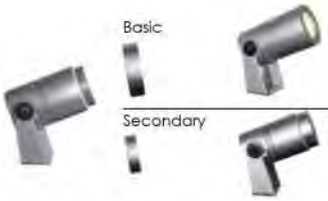

- Standard cover for option assembled by manufacture.
- Small cover for option assembled by user select ,it also combine the bevel cut hood to be a new option.

WATER PROOF SOLUTION



FEATURE

Gear: The gear between the lumianire housing and the U bracket to prevent sliding.

ACCESSORIES(Optional)

SPIKE

PC/ABS alloys

I'd	Item
18C	B3ACX0158 B3ADX0127
17B	B3AEX0169

STAINLESS STEEL

I'd	Item
12C	B3ACX0158 B3ADX0127
13B	B3AEX0169

MOUNTING BASE

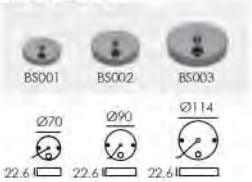

I'd	Item
BS001	B3ACX0158
BS002	B3ADX0127
BS003	B3AEX0169

TREE POLE STRAP

I'd	Item
RD003	B3ACX0158 B3ADX0127
RD002	B3AEX0169

HOUSING COLOR OPTION

Basic

Dark Grey
KAP 7037

Secondary

Silver Grey
RAL 9023

Sanded Black
RAL 9005

LENS

B33 B33D/B33F	**9°** **30°**	**15°** **45°**	**20°** **60°**
B71	**15°** **45°**	**24°** **60°**	**33°**
B67	**15°** **38°**	**20°** **50°**	**25°**

CCT

3,000K · 6,000K

MATERAL SPECIFICATION

METALS FITTING

FRONT COVER&HOUSING Aluminum finishing or powder painting

LENS Optical lens,efficiency≥85%

LIGHT WINDOW Tempered glass.T=3mm

CABLE GLAND Nickel coated copper

GASKET Tooling shaped seal

IK B30ACZ0158: 04 / B3ADZ0127: 03 / B3AEZ0169: 05

PCB Excellent heat conductivity aluminum, coefficient of heat Conductivity≥2.0w/mk

ELECTRONIC FITTING

LED DRIVER Constant Voltage Input, Constant Current Output

OPERATING TEMPERATURE -20°C~40°C

POWER CABLE H05RN-F 2×1.0mm² L=2.0m(low voltage)
H05RN-F 3×1.0mm² L=2.0m(high voltage)

DIMMABLE SUPPORT

PHOTOMATIRC

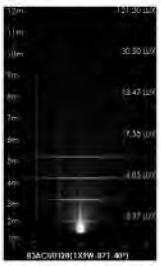

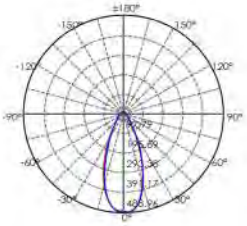

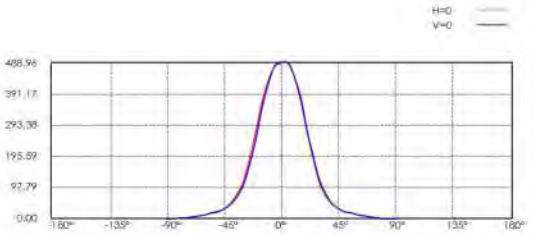

Lux distance Curve

Illuminance at a Distance

	Center Beam LUX	Beam Width	
2m	121.20 LUX	1.8m	1.5m
4m	30.30 LUX	3.2m	3.0m
6m	13.47 LUX	4.7m	4.6m
8m	7.58 LUX	6.3m	6.1m
10m	4.85 LUX	7.9m	7.6m
12m	3.37 LUX	9.5m	9.1m

Vert.Spread:43.0 Horiz.Spread:41.7

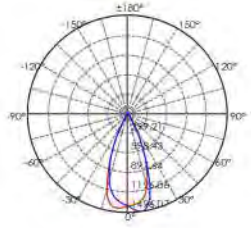

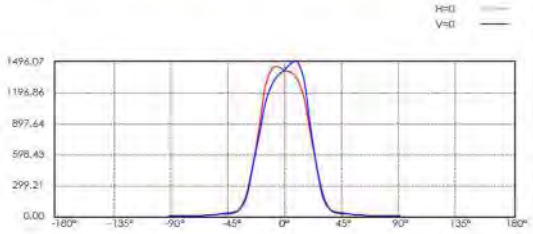

Lux distance Curve

Illuminance at a Distance

	Center Beam LUX	Beam Width	
2m	346.81 LUX	1.5m	1.8m
4m	86.70 LUX	3.0m	3.0m
6m	38.53 LUX	4.4m	4.5m
8m	21.68 LUX	5.9m	6.0m
10m	13.87 LUX	7.4m	7.5m
12m	9.63 LUX	8.9m	9.0m

Vert.Spread:40.7 Horiz.Spread:41.3



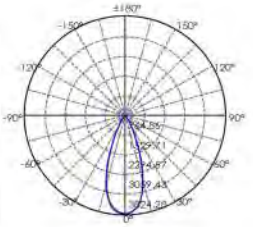

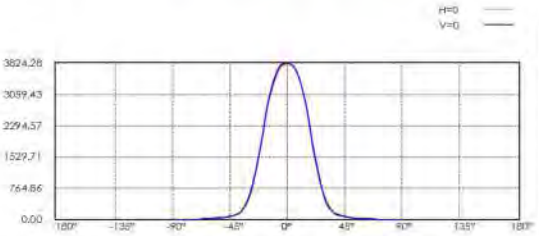

Lux distance Curve

Illuminance at a Distance

	Center Beam LUX	Beam Width	
2m	943.09 LUX	1.4m	1.4m
4m	235.77 LUX	2.8m	2.9m
6m	104.79 LUX	4.2m	4.3m
8m	58.94 LUX	5.7m	5.7m
10m	37.72 LUX	7.1m	7.1m
12m	26.20 LUX	8.5m	8.6m

Vert.Spread:39.0 Horiz.Spread:39.3

2019-2021 NEW

A3-6

ITEM
B3TMS0158
LIGHT SOURCE
1×3W NICHIA
REFLECTOR
B33D
SELECTED DEGREE(°)θ1/2
20°
INPUT VOLTAGE(V)
DC24V 120/240V
OPERATING CURRENT(MA)
24V=170 120V=36 240V=22
CONSUMPTION(W)
24V=4.1 120V=4.3 240V=4.3
LUMINANCE(LM)
CW=305 WW=274
IK
06

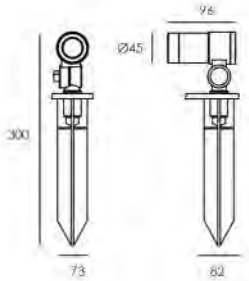

ITEM
B3TNS0126
LIGHT SOURCE
1×6W NICHIA
REFLECTOR
B51
SELECTED DEGREE(°)θ1/2
28°
INPUT VOLTAGE(V)
DC24V 120/240V
OPERATING CURRENT(MA)
24V=325 120V=60 240V=35
CONSUMPTION(W)
24V=7.8 120V=7.4 240V=7.4
LUMINANCE(LM)
CW=740 WW=667
IK
06

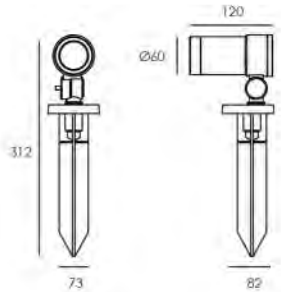

ITEM
B3TOS0128
LIGHT SOURCE
1×10W NICHIA
REFLECTOR
B52
SELECTED DEGREE(°)θ1/2
24°
INPUT VOLTAGE(V)
DC24V 120/240V
OPERATING CURRENT(MA)
24V=480 120V=107 240V=55
CONSUMPTION(W)
24V=11.5 120V=12.6 240V=12.3
LUMINANCE(LM)
CW=1200 WW=1315
IK
06

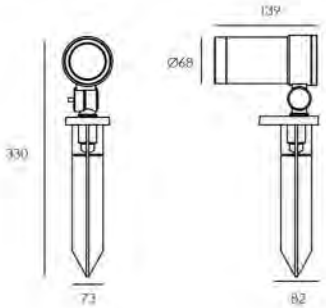

ITEM
B3TPS0171
LIGHT SOURCE
1×20W NICHIA
REFLECTOR
B66
SELECTED DEGREE(°)θ1/2
25°
INPUT VOLTAGE(V)
DC24V 120/240V
OPERATING CURRENT(MA)
24V=958 120V=180 240V=93
CONSUMPTION(W)
24V=23 120V=25 240V=25.8
LUMINANCE(LM)
CW=2200 WW=2071
IK
06

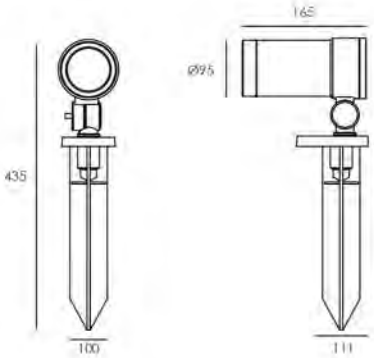

WATER PROOF SOLUTION

OVERVIEW

ACCESSORIES(Optional)

SPIKE
STAINLESS STEEL

I'd	Item
12A	B3TMS0158 B3TNS0126 B3TOS0128
13A	B3TPS0171

BEVEL CUT HOOD

I'd	Item
CA3009	B3TMS0158
CA3010	B3TNS0126
CA3011	B3TOS0128
CA3013	B3TPS0171

TREE POLE STRAP



I'd	Item
RD003	B3TMS0158 B3TNS0126 B3TOS0128
RD002	B3TPS0171

HONEYCOMB LOUVER



I'd	Item
Mh024	B3TMS0158
Mh025	B3TNS0126
Mh026	B3TOS0128
Mh027	B3TPS0171

FAMILY ITEM APPLICATIONS

Surface Mounting Wall Light

B3TMD0158 B3TND0126 B3TOD0128 B3TPD0171

• See page 200

HOUSING COLOR OPTION

Basic

- Dark Grey **KAP 7037**

Secondary

- Silver Grey **KAP 9022**
- Sanded Black **RAL 9005**

LENS

B33 B33D/B33F	9° 30°	15° 45°	20°
B52	20°	36°	
B66	15°	25°	38°

CCT

3,000K · 6,000K

SPECIFICATION

HOUSING	12# Die-casting dark grey powder coated aluminum. T=60-80μm.Adhesion of ISO class 1/ASTM class 4B
LIGHT WINDOW	Tempered glass.T=4mm
GASKET	Tooling shaped seal
LED	Nichia
LED DRIVER	Constant Voltage Input, Constant Current Output
LENS/REFLECTOR	Optical lens,effciency≥85%
OPERATING TEMPERATURE	-20℃ ~40℃
POWER CABLE	H05RN-F 2×1.0mm² L=2.0m(low voltage) H05RN-F 3×1.0mm² L=2.0m(high voltage)
OPTIONAL PARTS SPIKE	PC/ABS alloys(18A): B3TMS0158, B3TNS0126, B3TOS0128 PC/ABS alloys(17A): B3TPS0171

PHOTOMATIRC



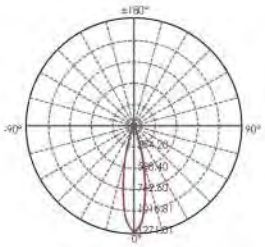

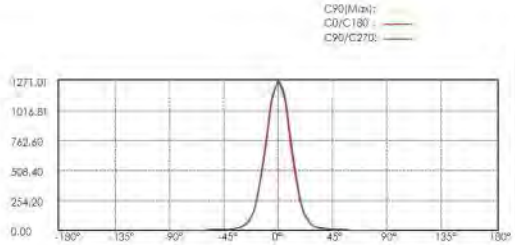

Lux distance Curve

	Center Beam LUX	Beam Width V	Beam Width H
2m	314.61 LUX	0.8m	0.8m
4m	78.65 LUX	1.6m	1.6m
6m	34.96 LUX	2.5m	2.5m
8m	19.66 LUX	3.2m	3.3m
10m	12.58 LUX	4.1m	4.1m
12m	8.74 LUX	4.9m	4.9m

Vert.Spread:23.3 Horiz.Spread:23.2



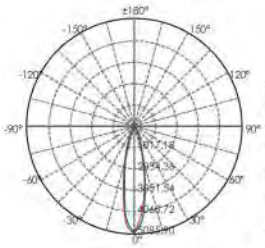

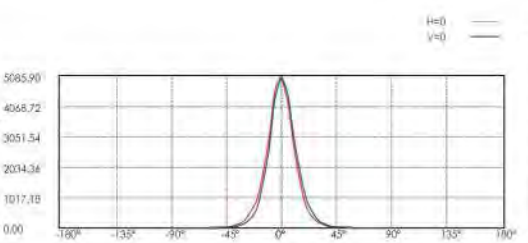

Lux distance Curve

	Center Beam LUX	Beam Width V	Beam Width H
2m	1263.79 LUX	0.8m	0.8m
4m	315.95 LUX	1.6m	1.6m
6m	140.42 LUX	2.4m	2.4m
8m	78.99 LUX	3.2m	3.2m
10m	50.55 LUX	4.0m	4.0m
12m	35.11 LUX	4.8m	4.8m

Vert.Spread:22.8 Horiz.Spread:22.6



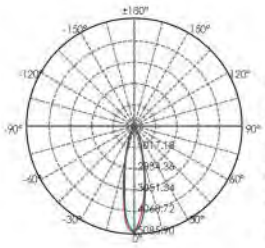

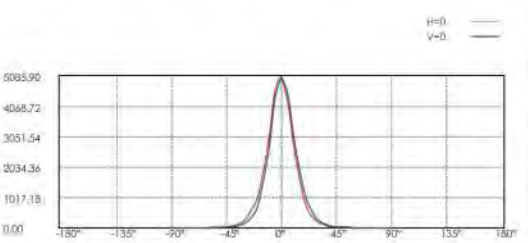

Lux distance Curve

	Center Beam LUX	Beam Width V	Beam Width H
2m	1263.79 LUX	0.8m	0.8m
4m	315.95 LUX	1.6m	1.6m
6m	140.42 LUX	2.4m	2.4m
8m	78.99 LUX	3.2m	3.2m
10m	50.55 LUX	4.0m	4.0m
12m	35.11 LUX	4.8m	4.8m

Vert.Spread:22.8 Horiz.Spread:22.6



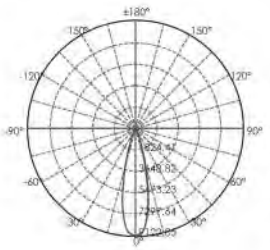

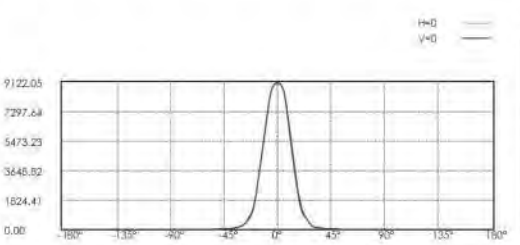

Lux distance Curve

	Center Beam LUX	Beam Width V	Beam Width H
2m	2264.89 LUX	0.9m	0.9m
4m	566.22 LUX	1.8m	1.8m
6m	251.65 LUX	2.7m	2.8m
8m	141.56 LUX	3.6m	3.7m
10m	90.60 LUX	4.5m	4.6m
12m	62.91 LUX	5.4m	5.5m

Vert.Spread:25.5 Horiz.Spread:25.6

2019-2021 NEW

TRIAC PWM 1-10V DALI IP66 RoHS CE

ITEM
B3BG0127
LIGHT SOURCE
24V=1×8W 240V=1×6W
LENS
B55
SELECTED DEGREE(°)θ1/2
24°
INPUT VOLTAGE(V)
DC24V 120/240V
OPERATING CURRENT(MA)
24V=374 120V=65 240V=35
CONSUMPTION(W)
24V=8.9 120V=6.8 240V=7.3
LUMINANCE(LM)
548
IK
07

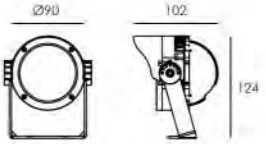

ITEM
B3BH0129
LIGHT SOURCE
1×12W
LENS
B56
SELECTED DEGREE(°)θ1/2
24°
INPUT VOLTAGE(V)
DC24V 120/240V
OPERATING CURRENT(MA)
24V=583 120V=114 240V=68
CONSUMPTION(W)
24V=14 120V=13.5 240V=14
LUMINANCE(LM)
1263
IK
07

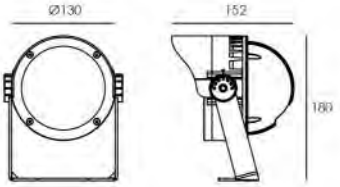

ITEM
B3BI0170
LIGHT SOURCE
1×18W
LENS
B57
SELECTED DEGREE(°)θ1/2
24°
INPUT VOLTAGE(V)
DC24V 240V
OPERATING CURRENT(MA)
24V=940 120V=173 240V=99
CONSUMPTION(W)
24V=22.56 120V=20.5 240V=20.4
LUMINANCE(LM)
2101
IK
07

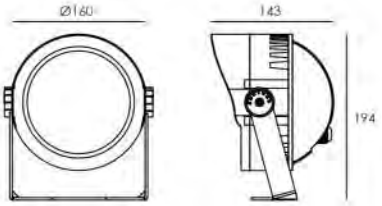

WATER PROOF SOLUTION

OVERVIEW

ACCESSORIES(Optional)

SPIKE

PC/ABS alloys

I'd	Item
17B	B3BG0127 B3BH0129 B3BI0170

STAINLESS STEEL

I'd	Item
13B	B3BG0127 B3BH0129 B3BI0170

MOUNTING BASE



I'd	Item
BS002	B3BG0127
BS003	B3BH0129 B3BI0170

HOUSING COLOR OPTION

Basic

Dark Grey
KAP 7037

Secondary

Silver Grey
KAP 9022

Sanded Black
RAL 9005

CCT

2,000K · 3,000K · 6,000K

LENS

B55	**18°**	**28°**	**38°**
B56	**15°**	**24°**	**38°**
B57	**12°** **60°**	**24°**	**36°**

SPECIFICATION

HOUSING	12# Die-casting dark grey powder coated aluminum. T=60-80μm.Adhesion of ISO class 1/ASTM class 4B
LENS	All-in-one optical lens, efficiency≥85%
LIGHT WINDOW	Tempered glass.T=4mm
CABLE GLAND	IP68 PG-9 PA66
GASKET	Tooling shaped seal
BRACKET	Powder coated aluminum
POWER CABLE	H05RN-F 2×1.0mm² L=2.0m(low voltage) H05RN-F 3×1.0mm² L=2.0m(high voltage)
DIMMABLE SUPPORT	

PHOTOMATIRC



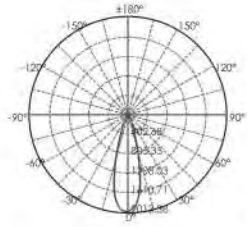

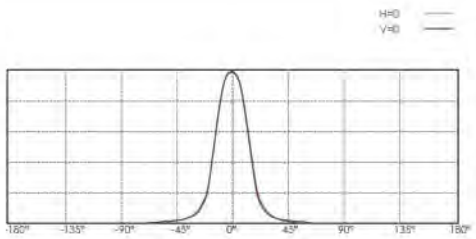

Lux distance Curve

Illuminance at a Distance

	Center Beam LUX	Beam Width V	Beam Width H
2m	499.24 LUX	1.0m	1.0m
4m	124.81 LUX	2.0m	2.0m
6m	55.47 LUX	3.1m	3.0m
8m	31.20 LUX	4.1m	4.1m
10m	19.97 LUX	5.1m	5.1m
12m	13.87 LUX	6.1m	6.1m

Vert.Spread:28.6 Horiz.Spread:28.5



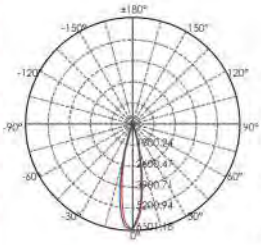

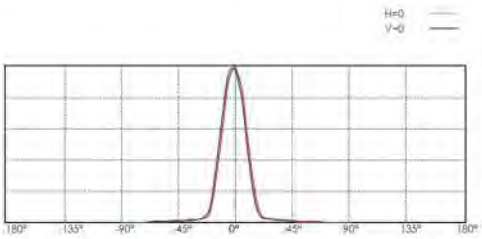

Lux distance Curve

Illuminance at a Distance

	Center Beam LUX	Beam Width V	Beam Width H
2m	1618.03 LUX	0.8m	0.8m
4m	404.51 LUX	1.6m	1.6m
6m	179.78 LUX	2.3m	2.3m
8m	101.13 LUX	3.1m	3.1m
10m	64.72 LUX	3.9m	3.9m
12m	44.95 LUX	4.7m	4.7m

Vert.Spread:22.1 Horiz.Spread:22.1

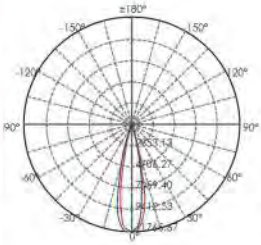

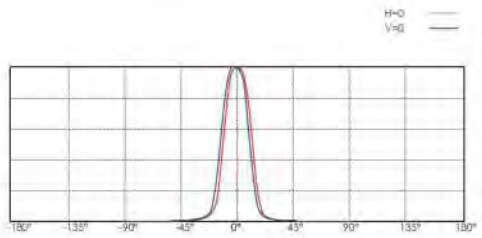

Lux distance Curve

Illuminance at a Distance

	Center Beam LUX	Beam Width V	Beam Width H
2m	2941.42 LUX	0.8m	0.8m
4m	735.35 LUX	1.7m	1.6m
6m	326.82 LUX	2.5m	2.5m
8m	183.84 LUX	3.3m	3.3m
10m	117.66 LUX	4.1m	4.1m
12m	81.71 LUX	5.0m	4.9m

Vert.Spread:23.4 Horiz.Spread:23.3

2019-2021 NEW

TRIAC PWM 1-10V DALI IP66 RoHS CE

ITEM
B3EKA0359
LIGHT SOURCE / LENS
3×3.5W / FB12B5
SELECTED DEGREE(°)θ1/2
45°
INPUT VOLTAGE(V)
DC24V 120/240V
OPERATING CURRENT(MA)
24V=500 120V=114 240V=58
CONSUMPTION(W)
24V=12 120V=13.7 240V=13.2
LUMINANCE(LM)
705

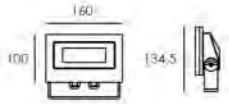

ITEM
B3FKA0559
LIGHT SOURCE / LENS
5×3.5W / FB11B4, FB12B5
SELECTED DEGREE(°)θ1/2
45°
INPUT VOLTAGE(V)
DC24V 120/240V
OPERATING CURRENT(MA)
24V=750 120V=181 240V=94
CONSUMPTION(W)
24V=18 120V=21.7 240V=21.7
LUMINANCE(LM)
1324

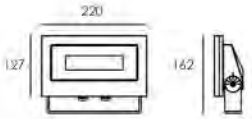

ITEM
B3GKA1259
LIGHT SOURCE / LENS
12×3W / FB12B5
SELECTED DEGREE(°)θ1/2
45°
INPUT VOLTAGE(V)
DC24V 120/240V
OPERATING CURRENT(MA)
24V=1430 120V=227 240V=169
CONSUMPTION(W)
24V=35 120V=39.2 240V=39
LUMINANCE(LM)
2940

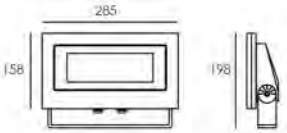

ITEM
B3HKA2158
LIGHT SOURCE / LENS
21×3W / FB11B4, FB12B5
SELECTED DEGREE(°)θ1/2
45°
INPUT VOLTAGE(V)
DC24V 120/240V
OPERATING CURRENT(MA)
24V=2700 120V=502 240V=253
CONSUMPTION(W)
24V=65 120V=60.5 240V=58.8
LUMINANCE(LM)
4787

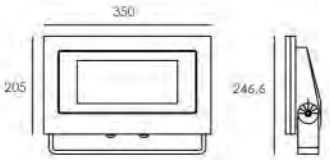

ITEM
B3IKA3058
LIGHT SOURCE / LENS
30×2.8W / FB11B4, FB12B5
SELECTED DEGREE(°)θ1/2
45°
INPUT VOLTAGE(V)
DC24V 120/240V
OPERATING CURRENT(MA)
24V=4000 120V=724 240V=383
CONSUMPTION(W)
24V=96 120V=86.8 240V=86.3
LUMINANCE(LM)
6053

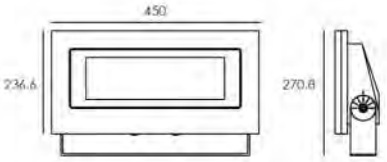

WATER PROOF SOLUTION



Ⓐ **Water stopper**(Included)
Ⓑ **Water proof connecter** IP67(Option)

FEARURE

Gear: The gear between the lumianire housing and the U bracket to prevent sliding.

OVERVIEW

HOUSING COLOR OPTION

Basic

Dark Grey
KAP 7037

Secondary

Silver Grey
KAP 9022

Sanded Black
RAL 9005

LENS

FB11B4	9°	15°	20°
	30°	45°	60°
FB12B5	9°	15°	20°
	30°	45°	60°

CCT

2,000K · 3,000K · 6,000K

SPECIFICATION

HOUSING	12# Die-casting dark grey powder coated aluminum. T=60-80μm.Adhesion of ISO class 1/ASTM class 4B
LIGHT WINDOW	Tempered glass.T=3mm
LED	NICHIA
LED DRIVER	Constant Voltage Input, Constant Current Output
CABLE GLAND	IP68 PG-9 PA66
GASKET	Tooling shaped seal
POWER CABLE	H05RN-F 2×1.0mm² L=2.0m(low voltage) H05RN-F 3×1.0mm² L=2.0m(high voltage)
DIMMABLE SUPPORT	

FAMILY ITEM APPLICATIONS

Surface Mounting Wall Light

C7EKB0359 C7FKB0559 C7GKB1259 C7HKB2158 C7IKB3058

• See page 174

PHOTOMATIRC



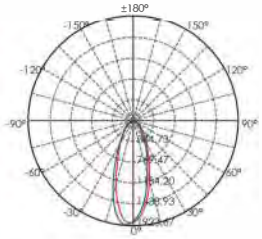

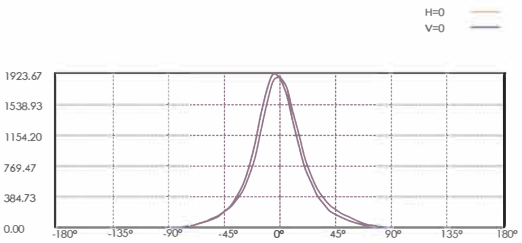

Lux distance Curve

Illuminance at a Distance

	Center Beam LUX	Beam Width V	Beam Width H
2m	469.29 LUX	1.3m	1.3m
4m	117.32 LUX	2.7m	2.7m
6m	52.14 LUX	4.0m	4.0m
8m	29.33 LUX	5.4m	5.4m
10m	18.77 LUX	6.7m	6.7m
12m	13.04 LUX	8.1m	8.1m

Vert.Spread:37.2 Horiz.Spread:37.3



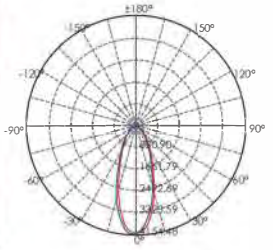

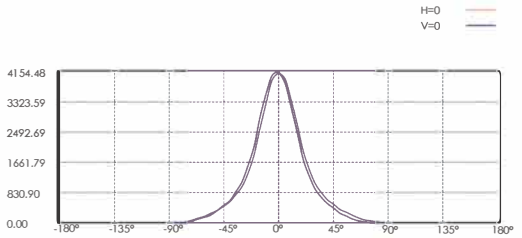

Lux distance Curve

Illuminance at a Distance

	Center Beam LUX	Beam Width V	Beam Width H
2m	1027.20 LUX	1.4m	1.4m
4m	256.80 LUX	2.7m	2.7m
6m	114.13 LUX	4.1m	4.1m
8m	64.20 LUX	5.5m	5.5m
10m	41.09 LUX	6.9m	6.9m
12m	28.53 LUX	8.2m	8.2m

Vert.Spread:37.8 Horiz.Spread:37.9



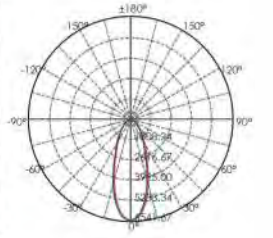

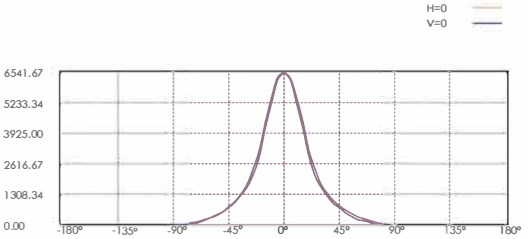

Lux distance Curve

Illuminance at a Distance

	Center Beam LUX	Beam Width V	Beam Width H
2m	1620.88 LUX	1.4m	1.4m
4m	405.22 LUX	2.8m	2.8m
6m	180.10 LUX	4.1m	4.2m
8m	101.31 LUX	5.5m	5.5m
10m	64.84 LUX	6.9m	6.9m
12m	45.02 LUX	8.3m	8.3m

Vert.Spread:38.1 Horiz.Spread:38.2



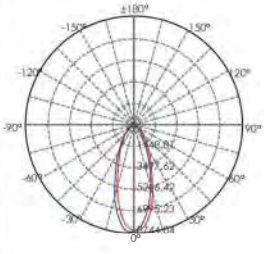

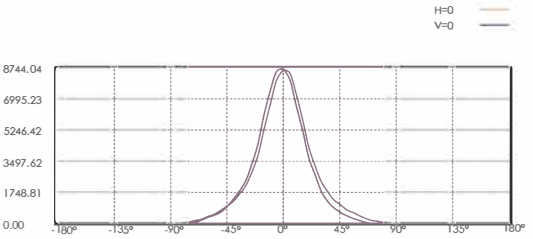

Lux distance Curve

Illuminance at a Distance

	Center Beam LUX	Beam Width V	Beam Width H
2m	2146.81 LUX	1.4m	1.4m
4m	536.70 LUX	2.8m	2.8m
6m	238.53 LUX	4.1m	4.2m
8m	134.18 LUX	5.5m	5.6m
10m	85.87 LUX	6.9m	7.0m
12m	59.63 LUX	8.3m	8.4m

Vert.Spread:38.1 Horiz.Spread:38.4

2019-2021 NEW

A3-8

TRIAC PWM 1-10V DALI IP66 RoHS CE

ITEM
B3EME0459
LIGHT SOURCE
4×3.5W
LENS
FB11B4
SELECTED DEGREE(°)θ1/2
30°
INPUT VOLTAGE(V)
DC24V 120/240V
OPERATING CURRENT(MA)
24V=630 120V=146 240V=73
CONSUMPTION(W)
24V=15 120V=17.5 240V=17
LUMINANCE(LM)
1206

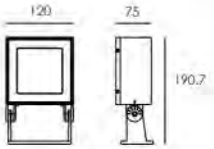

ITEM
B3FME0958
LIGHT SOURCE
9×3W
LENS
FB12B5
SELECTED DEGREE(°)θ1/2
30°
INPUT VOLTAGE(V)
DC24V 120/240V
OPERATING CURRENT(MA)
24V=1170 120V=245 240V=133
CONSUMPTION(W)
24V=28 120V=29.6 240V=30
LUMINANCE(LM)
2541

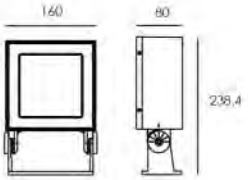

ITEM
B3GME2558
LIGHT SOURCE
25×3W
LENS
FB11B4 / FB12B5
SELECTED DEGREE(°)θ1/2
30°
INPUT VOLTAGE(V)
DC24V 120/240V
OPERATING CURRENT(MA)
24V=3420 120V=596 240V=306
CONSUMPTION(W)
24V=82 120V=71.2 240V=71
LUMINANCE(LM)
5832

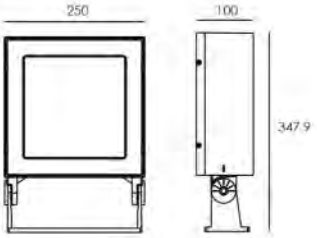

WATER PROOF SOLUTION

FEATURE

Gear: The gear between the lumianire housing and the U bracket to prevent sliding.

OVERVIEW

ACCESSORIES(Optional)

BEVEL CUT HOOD

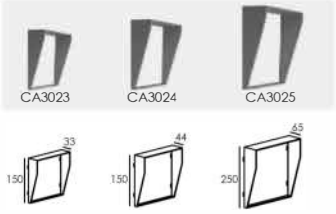

I'd	Item
CA3023	B3EME0459
CA3024	B3FME0958
CA3025	B3GME2558

FAMILY ITEM APPLICATIONS

Surface Mounting Wall Light

B7EMG0459

B7FMG0958

• See page 170

Ceiling Down Light

B8ELB0459

B8FLB0958

B8GLB2558

• See page 214

HOUSING COLOR OPTION

Basic

Dark Grey
KAP 7037

Secondary

Silver Grey
KAP 9022

Sanded Black
RAL 9005

LENS

FB11B4	9° 30°	15° 45°	20° 60°
FB12B5	9° 30°	15° 45°	20° 60°

LED COLOUR TEMPERATURE

2,000K · 3,000K · 6,000K

SPECIFICATION

HOUSING	12# Die-casting dark grey powder coated aluminum. T=60-80μm.Adhesion of ISO class 1/ASTM class 4B
LIGHT WINDOW	Tempered glass.T=3mm
LED	NICHIA
LED DRIVER	Constant Voltage Input, Constant Current Output
CABLE GLAND	IP68 PG-9 PA66
GASKET	Tooling shaped seal
POWER CABLE	H05RN-F 2×1.0mm² L=2.0m(low voltage) H05RN-F 3×1.0mm² L=2.0m(high voltage)
DIMMABLE SUPPORT	

PHOTOMATIRC

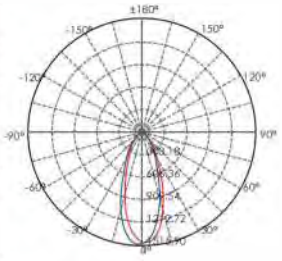

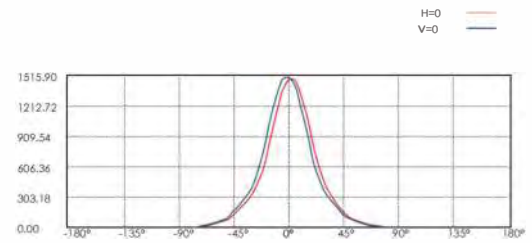

Lux distance Curve

Illuminance at a Distance

	Center Beam LUX	Beam Width V	Beam Width H
2m	369.27 LUX	1.4m	1.4m
4m	92.32 LUX	2.8m	2.8m
6m	41.03 LUX	4.2m	4.3m
8m	23.08 LUX	5.6m	5.7m
10m	14.77 LUX	7.0m	7.1m
12m	10.26 LUX	8.4m	8.5m

Vert.Spread:38.6 Horiz.Spread:39.0



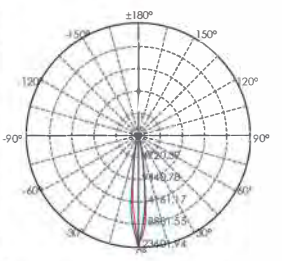

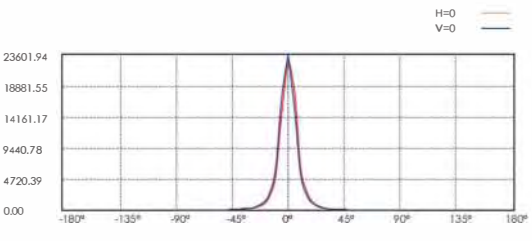

Lux distance Curve

Illuminance at a Distance

	Center Beam LUX	Beam Width V	Beam Width H
2m	5827.80 LUX	0.5m	0.5m
4m	1456.95 LUX	1.0m	1.0m
6m	647.53 LUX	1.5m	1.5m
8m	364.24 LUX	2.0m	2.0m
10m	233.11 LUX	2.4m	2.4m
12m	161.88 LUX	2.9m	2.9m

Vert.Spread:14.0 Horiz.Spread:14.0



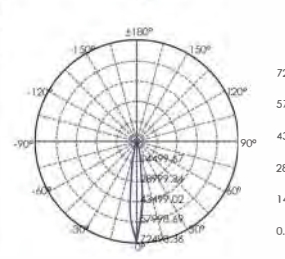

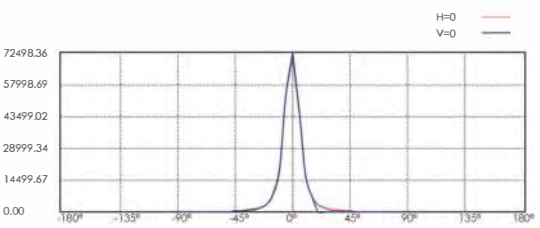

Lux distance Curve

Illuminance at a Distance

	Center Beam LUX	Beam Width V	Beam Width H
2m	17602.81 LUX	0.5m	0.5m
4m	4400.70 LUX	1.0m	1.0m
6m	1955.87 LUX	1.4m	1.5m
8m	1100.18 LUX	1.9m	2.0m
10m	704.11 LUX	2.4m	2.5m
12m	488.97 LUX	2.9m	3.0m

Vert.Spread:13.8 Horiz.Spread:14.2

2019-2021 NEW

TRIAC PWM 1-10V DALI IP66 RoHS CE

ITEM
C3FKA1057
LIGHT SOURCE
10×1.5W
LENS
C18
SELECTED DEGREE(°)θ1/2
94°×76°
INPUT VOLTAGE(V)
DC24V 120/240V
OPERATING CURRENT(MA)
24V=725 120V=174 240V=91
CONSUMPTION(W)
24V=17.4 120V=20 240V=20.1
LUMINANCE(LM)
1372
IK
06

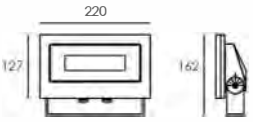

ITEM
C3GKB1257
LIGHT SOURCE
12×2W
LENS
C18
LENS OPTIONAL DEGREE
94°×76°
INPUT VOLTAGE(V)
DC24V 120V/240V
OPERATING CURRENT(MA)
24V=1000 120V=211 240V=118
CONSUMPTION(W)
24V=24 120V=25 240V=26.3
LUMINANCE(LM)
24V=1684 240V=1808
IK
06

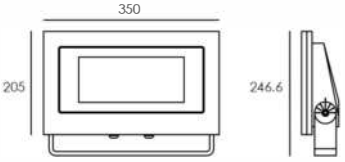

ITEM
C3HKA2157
LIGHT SOURCE
21×1.7W
LENS
C18
SELECTED DEGREE(°)θ1/2
80°×60°
INPUT VOLTAGE(V)
DC24V 120/240V
OPERATING CURRENT(MA)
24V=1470 120V=318 240V=172
CONSUMPTION(W)
24V=35 120V=37.8 240V=38
LUMINANCE(LM)
2257
IK
06

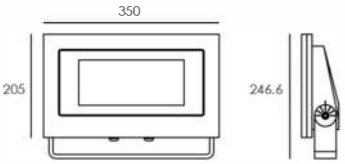

WATER PROOF SOLUTION

FEATURE

Gear: The gear between the lumianire housing and the U bracket to prevent sliding.

OVERVIEW

LIGHT APPLICATION

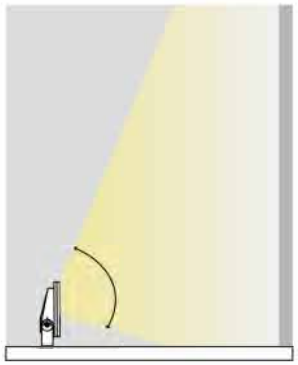

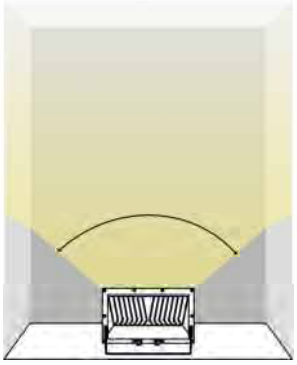

HOUSING COLOR OPTION

Basic	Secondary	
Dark Grey **KAP 7037**	Silver Grey **KAP 9022**	Sanded Black **RAL 9005**

LENS

L01 80/60 F077YS

CCT

3,000K · 6,000K

SPECIFICATION

HOUSING	12# Die-casting dark grey powder coated aluminum. T=60-80μm.Adhesion of ISO class 1/ASTM class 4B
LIGHT WINDOW	Tempered glass.T=3mm
LED	NICHIA
LED DRIVER	Constant Voltage Input, Constant Current Output
CABLE GLAND	IP68 PG-9 PA66
GASKET	Tooling shaped seal
POWER CABLE	H05RN-F 2×1.0mm² L=2.0m(low voltage) H05RN-F 3×1.0mm² L=2.0m(high voltage)
DIMMABLE SUPPORT	

FAMILY ITEM APPLICATIONS

Surface Mounting Wall Light

C7FKB1057

C7GKB1257

C7HKB2157

• See page 176

PHOTOMATIRC



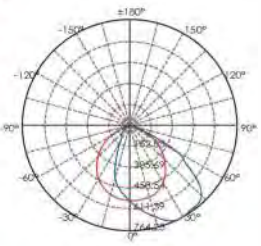

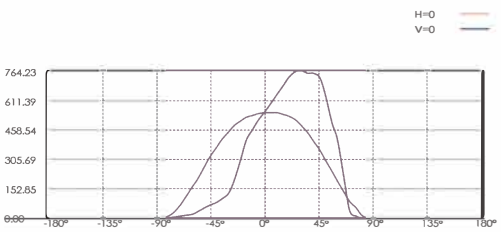

Lux distance Curve

Illuminance at a Distance

	Center Beam LUX	Beam Width V	Beam Width H
2m	136.34 LUX	4.3m	3.2m
4m	34.08 LUX	8.7m	6.3m
6m	15.15 LUX	13.0m	9.5m
8m	8.52 LUX	17.3m	12.6m
10m	5.45 LUX	21.7m	15.8m
12m	3.79 LUX	26.0m	18.9m

Vert.Spread:94.6 Horiz.Spread:76.5



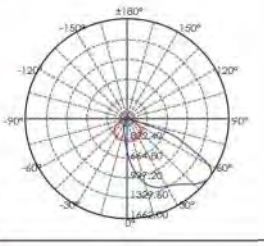

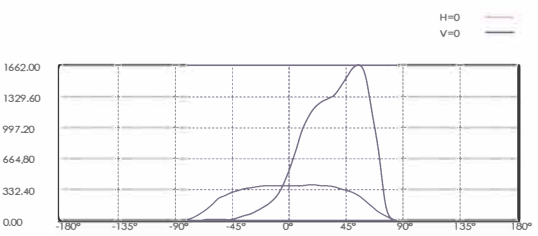

Lux distance Curve

Illuminance at a Distance

	Center Beam LUX	Beam Width V	Beam Width H
2m	92.73 LUX	3.6m	2.4m
4m	23.18 LUX	7.1m	4.8m
6m	10.30 LUX	10.7m	7.2m
8m	5.80 LUX	14.3m	9.6m
10m	3.71 LUX	17.8m	12.0m
12m	2.58 LUX	21.4m	14.4m

Vert.Spread:83.5 Horiz.Spread:62.1

2019-2021 NEW

TRIAC PWM 1-10V DALI IP66 OUTDOOR RATED RoHS CE

ITEM	C3EME0458
LIGHT SOURCE	4×3W NICHIA
LENS	C18
SELECTED DEGREE(°)θ1/2	65°×55°
INPUT VOLTAGE(V)	120/240V
OPERATING CURRENT(MA)	120V=106 240V=56
CONSUMPTION(W)	120V=12.6 240V=12.6
LUMINANCE(LM)	520

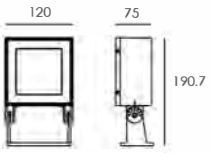

ITEM	C3FME1057
LIGHT SOURCE	10×1.8W NICHIA
LENS	C18
SELECTED DEGREE(°)θ1/2	85°×55°
INPUT VOLTAGE(V)	120/240V
OPERATING CURRENT(MA)	120V=165 240V=93
CONSUMPTION(W)	120V=20 240V=20.9
LUMINANCE(LM)	680

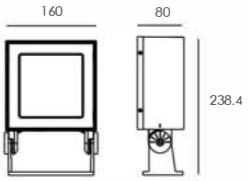

WATER PROOF SOLUTION

FEATURE

Gear: The gear between the lumianire housing and the U bracket to prevent sliding.

OVERVIEW

LIGHT APPLICATION

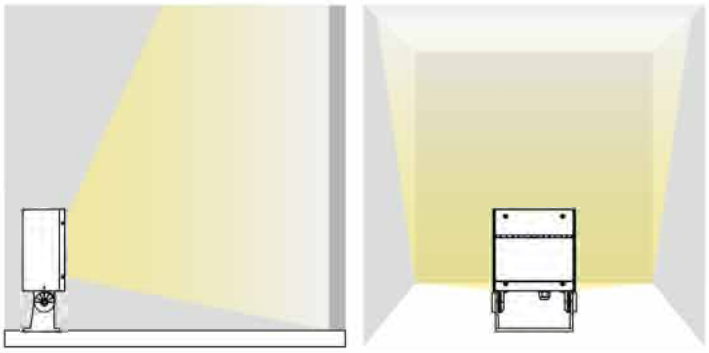

HOUSING COLOR OPTION

Basic

Dark Grey
KAP 7037

Secondary

Silver Grey
KAP 9022

Sanded Black
RAL 9005

LENS

L01 80/60 F077YS

CCT

2,000K · 3,000K · 6,000K

SPECIFICATION

HOUSING	12# Die-casting dark grey powder coated aluminum. T=60-80μm.Adhesion of ISO class 1/ASTM class 4B
LIGHT WINDOW	Tempered glass.T=3mm
LED	NICHIA
LED DRIVER	Constant Voltage Input, Constant Current Output
CABLE GLAND	IP68 PG-9 PA66
GASKET	Tooling shaped seal
POWER CABLE	H05RN-F 2×1.0mm² L=2.0m(low voltage) H05RN-F 3×1.0mm² L=2.0m(high voltage)
DIMMABLE SUPPORT	

FAMILY ITEM APPLICATIONS

Surface Mounting Wall Light

C7FMG0458

C7FMG1057

• See page 172

PHOTOMATIRC



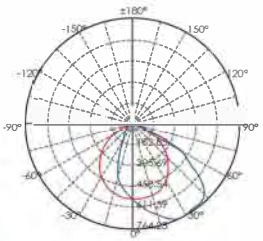

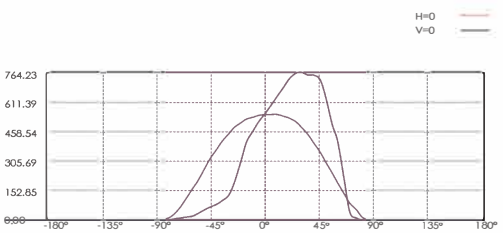

Lux distance Curve

Illuminance at a Distance

	Center Beam LUX	Beam Width V	Beam Width H
2m	136.34 LUX	4.3m	3.2m
4m	34.08 LUX	8.7m	6.3m
6m	15.15 LUX	13.0m	9.5m
8m	8.52 LUX	17.3m	12.6m
10m	5.45 LUX	21.7m	15.8m
12m	3.79 LUX	26.0m	18.9m

Vert.Spread:94.6 Horiz.Spread:76.5



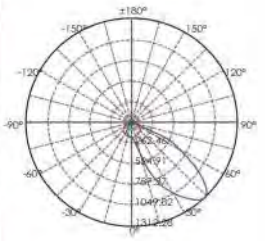

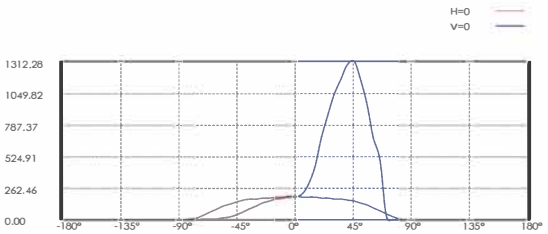

Lux distance Curve

Illuminance at a Distance

	Center Beam LUX	Beam Width V	Beam Width H
2m	48.00 LUX	3.3m	1.5m
4m	12.00 LUX	6.5m	3.0m
6m	5.33 LUX	9.8m	4.5m
8m	3.00 LUX	13.1m	6.0m
10m	1.92 LUX	16.3m	7.5m
12m	1.33 LUX	19.6m	9.0m

Vert.Spread:78.5 Horiz.Spread:41.0

2019-2021 NEW

TRIAC PWM 1-10V DALI IP65 RoHS CE

ITEM	B3DVU0127
LIGHT SOURCE	1×8W
LENS	B71
SELECTED DEGREE(°)θ1/2	24°
INPUT VOLTAGE(V)	DC24V 240V
OPERATING CURRENT(MA)	24V=411 240V=45
CONSUMPTION(W)	24V=9.8 240V=10
LUMINANCE(LM)	792

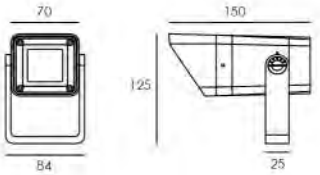

ITEM	B3DWU0460
LIGHT SOURCE	4×4W
LENS	FB11B4
SELECTED DEGREE(°)θ1/2	20°
INPUT VOLTAGE(V)	DC24V 120/240V
OPERATING CURRENT(MA)	24V=795 120V=142 240V=78
CONSUMPTION(W)	24V=19 120V=17 240V=17.4
LUMINANCE(LM)	1227

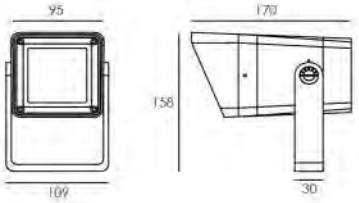

WATER PROOF SOLUTION

OVERVIEW

ACCESSORIES(Optional)

SPIKE

PC/ABS alloys

I'd	Item
18B	B3DVU0127
17B	B3DWU0460

STAINLESS STEEL

I'd	Item
12B	B3DVU0127
13B	B3DWU0460

TREE POLE STRAP

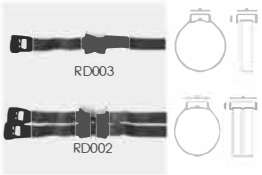

I'd	Item
RD003	B3DVU0127
RD002	B3DWU0460

HOUSING COLOR OPTION

Basic

Dark Grey
KAP 7037

Secondary

Silver Grey
KAP 9022

Sanded Black
RAL 9005

LENS

B71	15° 45°	24° 60°	33°
FB11B4	9° 30°	15° 45°	20° 60°

CCT

3,000K · 6,000K

SPECIFICATION

HOUSING	12# Die-casting dark grey powder coated aluminum. T=60-80μm.Adhesion of ISO class 1/ASTM class 4B
LIGHT WINDOW	Tempered glass.T=3mm
LED	NICHIA
LED DRIVER	Constant Voltage Input,Constant Current Output
CABLE GLAND	IP68 PG-9 PA66
GASKET	Tooling shaped seal
POWER CABLE	H05RN-F 2×1.0mm² L=2.0m(low voltage) H05RN-F 3×1.0mm² L=2.0m(high voltage)
DIMMABLE SUPPORT	

PHOTOMATIRC



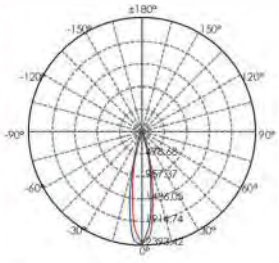

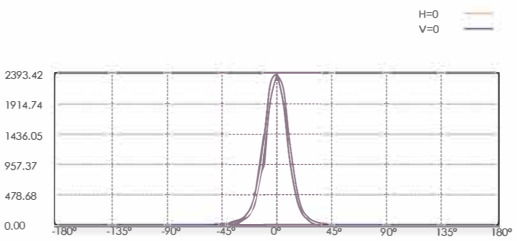

Lux distance Curve

Illuminance at a Distance

	Center Beam LUX	Beam Width V	Beam Width H
2m	592.38 LUX	0.7m	0.7m
4m	148.10 LUX	1.5m	1.5m
6m	65.82 LUX	2.2m	2.2m
8m	37.02 LUX	3.0m	3.0m
10m	23.70 LUX	3.7m	3.7m
12m	16.46 LUX	4.4m	4.5m

Vert.Spread:20.9 Horiz.Spread:21.2



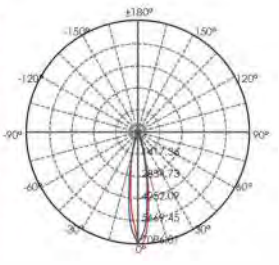

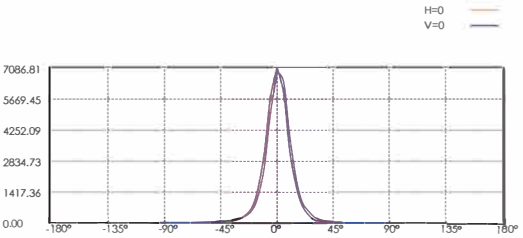

Lux distance Curve

Illuminance at a Distance

	Center Beam LUX	Beam Width V	Beam Width H
2m	1716.93 LUX	0.7m	0.7m
4m	429.23 LUX	1.3m	1.3m
6m	190.77 LUX	2.0m	2.0m
8m	107.31 LUX	2.7m	2.7m
10m	68.68 LUX	3.4m	3.3m
12m	47.69 LUX	4.0m	4.0m

Vert.Spread:19.1 Horiz.Spread:18.8

2019-2021 NEW

TRIAC PWM 1-10V DALI IP65 RoHS CE

ITEM
B3DVB0127

LIGHT SOURCE
1×8W

LENS
B71

SELECTED DEGREE(°)θ1/2
24°

INPUT VOLTAGE(V)
DC24V 240V

OPERATING CURRENT(MA)
24V=411 240V=45

CONSUMPTION(W)
24V=9.8 240V=10

LUMINANCE(LM)
792

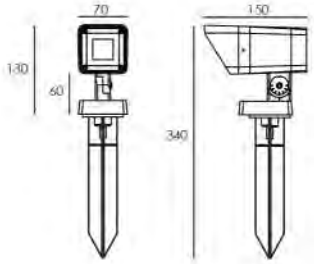

ITEM
B3DWB0460

LIGHT SOURCE
4×4W

LENS
FB11B4

SELECTED DEGREE(°)θ1/2
20°

INPUT VOLTAGE(V)
DC24V 120/240V

OPERATING CURRENT(MA)
24V=795 120V=142 240V=78

CONSUMPTION(W)
24V=19 120V=17 240V=17.4

LUMINANCE(LM)
1227

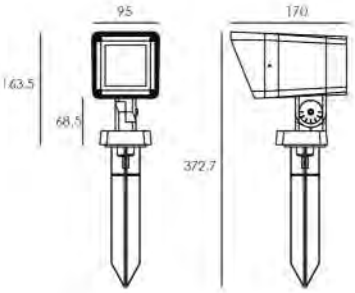

WATER PROOF SOLUTION

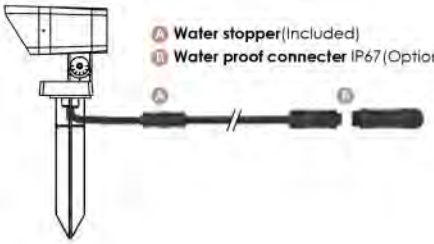

ADJUSTABLE BEAM DIRECTION Approximately

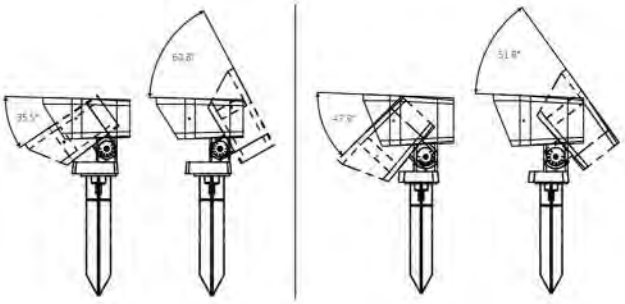

ACCESSORIES(Optional)

SPIKE

STAINLESS STEEL

12A

I'd	Item
12A	B3DVB0127 B3DWB0460

TREE POLE STRAP

RD003

I'd	Item
RD003	B3DVB0127 B3DWB0460

FAMILY ITEM APPLICATIONS

Surface Mounting Wall Light

B7DVMG0127

B7DWM0460

• See page 206

HOUSING COLOR OPTION

Basic

Dark Grey
KAP 7037

Secondary

Silver Grey
KAP 9022

Sanded Black
RAL 9005

CCT

3,000K · 6,000K

LENS

B71	**15°** **45°**	**24°** **60°**	**33°**
FB11B4	**9°** **30°**	**15°** **45°**	**20°** **60°**

SPECIFICATION

HOUSING	12# Die-casting dark grey powder coated aluminum. T=60-80μm.Adhesion of ISO class 1/ASTM class 4B
LIGHT WINDOW	Tempered glass.T=3mm
LED	NICHIA
LED DRIVER	Constant Voltage Input,Constant Current Output
CABLE GLAND	IP68 PG-9 PA66
GASKET	Tooling shaped seal
POWER CABLE	H05RN-F 2×1.0mm² L=2.0m(low voltage) H05RN-F 3×1.0mm² L=2.0m(high voltage)
DIMMABLE SUPPORT	

PHOTOMATIRC



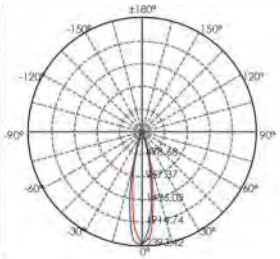

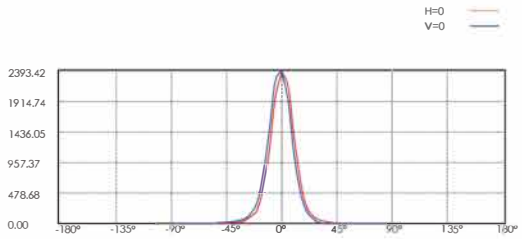

Lux distance Curve

Illuminance at a Distance

	Center Beam LUX	Beam Width V	Beam Width H
2m	592.38 LUX	0.7m	0.7m
4m	148.10 LUX	1.5m	1.5m
6m	65.82 LUX	2.2m	2.2m
8m	37.02 LUX	3.0m	3.0m
10m	23.70 LUX	3.7m	3.7m
12m	16.46 LUX	4.4m	4.5m

Vert.Spread:20.9 Horiz.Spread:21.2



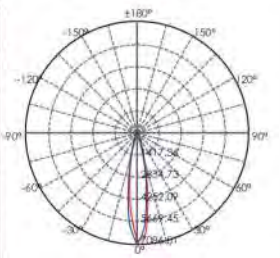

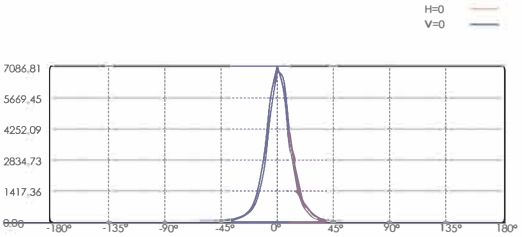

Lux distance Curve

Illuminance at a Distance

	Center Beam LUX	Beam Width V	Beam Width H
2m	1716.93 LUX	0.7m	0.7m
4m	429.23 LUX	1.3m	1.3m
6m	190.77 LUX	2.0m	2.0m
8m	107.31 LUX	2.7m	2.7m
10m	68.68 LUX	3.4m	3.3m
12m	47.69 LUX	4.0m	4.0m

Vert.Spread:19.1 Horiz.Spread:18.8

TRIAC PWM 1-10V DALI IP66

ITEM	B3LA0366
LIGHT SOURCE	3×7.2W NICHIA
LENS	A24A
SELECTED DEGREE(°)θ1/2	15°
INPUT VOLTAGE(V)	DC24V
OPERATING CURRENT(MA)	1153
CONSUMPTION(W)	27.7
LUMINANCE(LM)	1745
IK	05

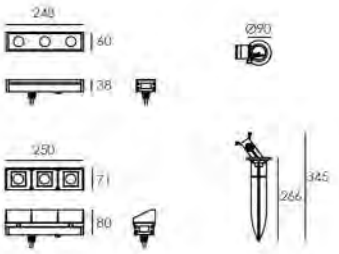

ITEM	B3KA0657
LIGHT SOURCE	6×2W OSRAM
LENS	B17
SELECTED DEGREE(°)θ1/2	20°
INPUT VOLTAGE(V)	DC24V
OPERATING CURRENT(MA)	491
CONSUMPTION(W)	11.8
LUMINANCE(LM)	677
IK	06

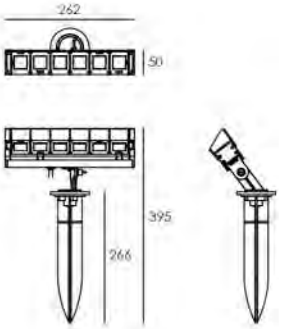

WATER PROOF SOLUTION

ADJUSTABLE BEAM DIRECTION Approximately

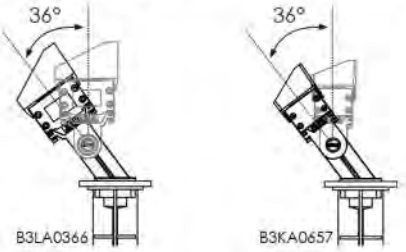

HOUSING COLOR OPTION

Basic

Dark Grey
KAP 7037

Secondary

Silver Grey
KAP 9022

Sanded Black
RAL 9005

LED COLOUR TEMPERATURE

3,000K · 6,000K

LENS

A24A	15°	30°	15°×30°
	15°×45°		
B17	15°	20°	30°
	50°		

MATERAL SPECIFICATION

Housing	Extruded aluminum,poder coated
Lens	Optical lens, efficiency≥85%
Light Window	Tempered glass.T=4mm
Cable gland	IP-68 PG-9 PA66
Gasket	Glass and housing are silicone sealed
LED	NICHIA SMD 3535
Operating temperature	-20˚C~40˚C
Power Cable	H05RN-F 2×1.0mm² L=2.0m
SPIKE	ABS spike 7C

PHOTOMATIRC



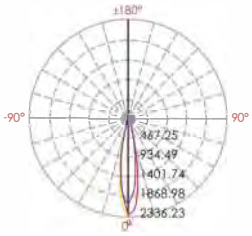

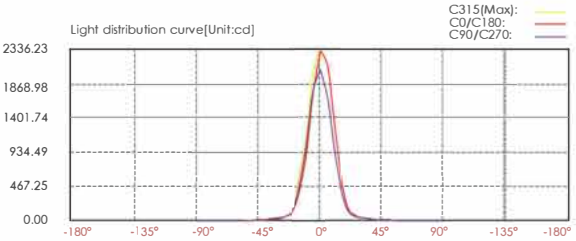

Lux distance cure

Illuminance at a distance

	Center beam LUX	Beam width V	Beam width H
2m	514.38 LUX	0.7m	0.6m
4m	128.59LUX	1.4m	1.2m
6m	57.15 LUX	2.0m	1.9m
8m	32.15LUX	2.7m	2.5m
10m	20.58 LUX	3.4m	3.1m
12m	14.29 LUX	4.1m	3.7m

Ver.Spread:19.4 Horiz.Spread:17.6



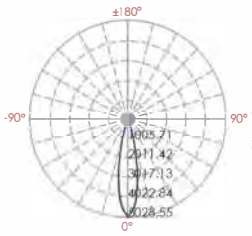

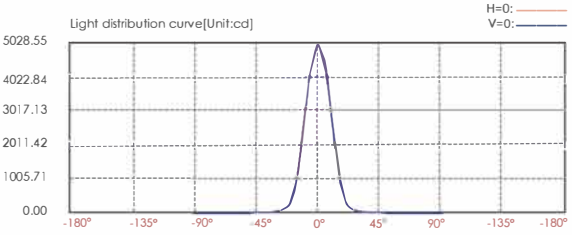

Lux distance cure

Illuminance at a distance

	Center beam LUX	Beam width V	Beam width H
2m	1252.78 LUX	0.8m	0.8m
4m	313.20 LUX	1.5m	1.5m
6m	139.20 LUX	2.3m	2.3m
8m	78.30 LUX	3.0m	3.0m
10m	50.11 LUX	3.8m	3.8m
12m	34.80 LUX	4.6m	4.6m

Ver.Spread:21.6 Horiz.Spread:21.5

PC/ABS alloys

OUTER DIMENSIONS (Unit: mm)

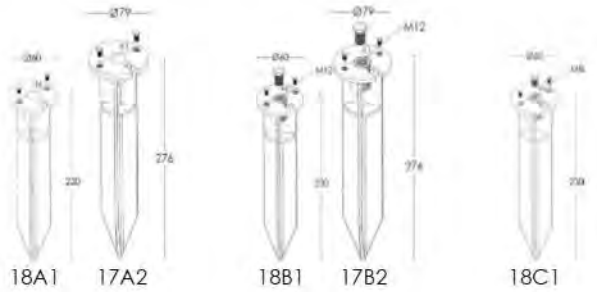

Spike assemble features

A type

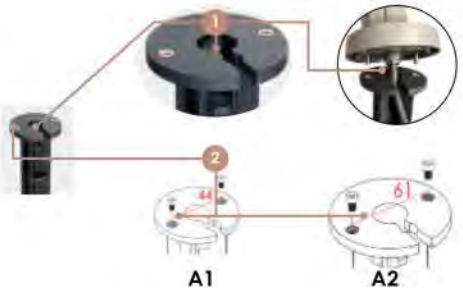

1. A-type spikes for recessed light, in the middle is a screw hole for cables.
2. The diameters between two screw holes are 44 mm (18A1), and 61 mm(17A2).

B type

1. B-type spikes for light with housing and bracket, in the middle is a screw hole.
2. The matching screw specification is M12, the diameters of the screw hole are 44 mm(18B1), and 61 mm(18B2).

C type

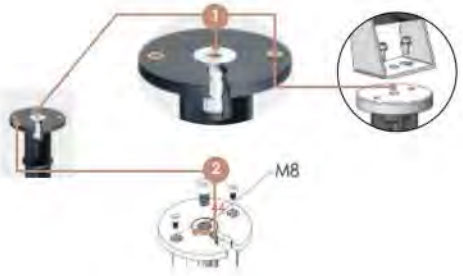

1. C-type spikes for light with housing and bracket, in the middle is a screw hole to support the light.
2. The matching screw specification is M8, and the diameter of the screw hole is 44 mm(18C).

Stainless

OUTER DIMENSIONS (Unit: mm)

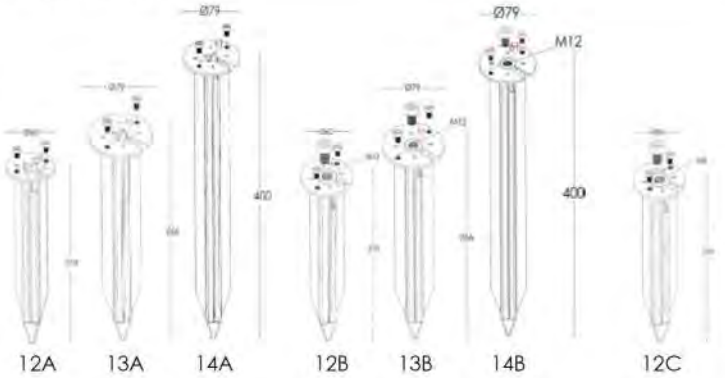

Spike assemble features

A type

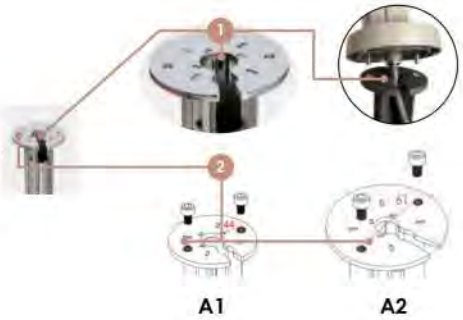

1. A-type spikes for recessed light, in the middle is a screw hole for cables.
2. The diameters between two screw holes are 44 mm (18A1), and 61 mm(17A2).

B type

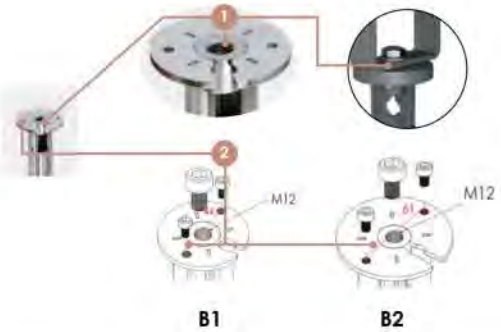

1. B-type spikes for light with housing and bracket, in the middle is a screw hole.
2. The matching screw specification is M12, the diameters of the screw hole are 44 mm(18B1), and 61 mm(18B2).

C type

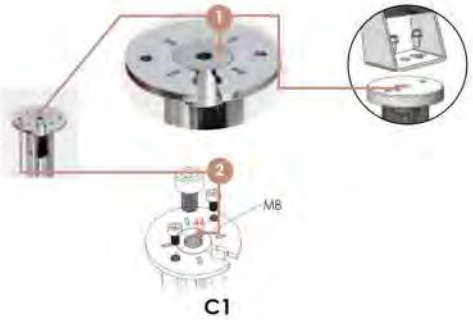

1. C-type spikes for light with housing and bracket, in the middle is a screw hole to support the light.
2. The matching screw specification is M8, and the diameter of the screw hole is 44 mm(18C).

RD001 RD002 RD003

OUTER DIMENSIONS (Unit: mm)

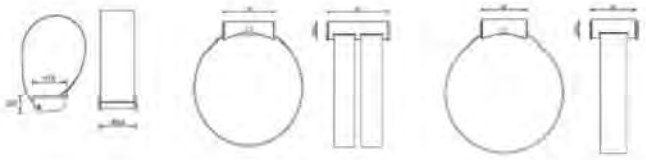

RD001 RD002 RD003

Assemble features

RD001

1. The belt head was made by stainless steel.
2. The bandage is made of polyester-cotton. It is made of 65%-67% polyester and 33%-35% cotton blended yarn.

B3ACZ0158

RD002

1. The belt head was made by stainless steel.
2. The bandage is made of polyester-cotton. It is made of 65%-67% polyester and 33%-35% cotton blended yarn.

R3CJU0171

RD003

1. The belt head was made by stainless steel.
2. The bandage is made of polyester-cotton. It is made of 65%-67% polyester and 33%-35% cotton blended yarn.

B3TMS0158

Assemble features

Ground-spike type

1. Connecting base (plate), stainless steel, baking finish.

2. Spike, stainless steel.

Base for Cement Ground

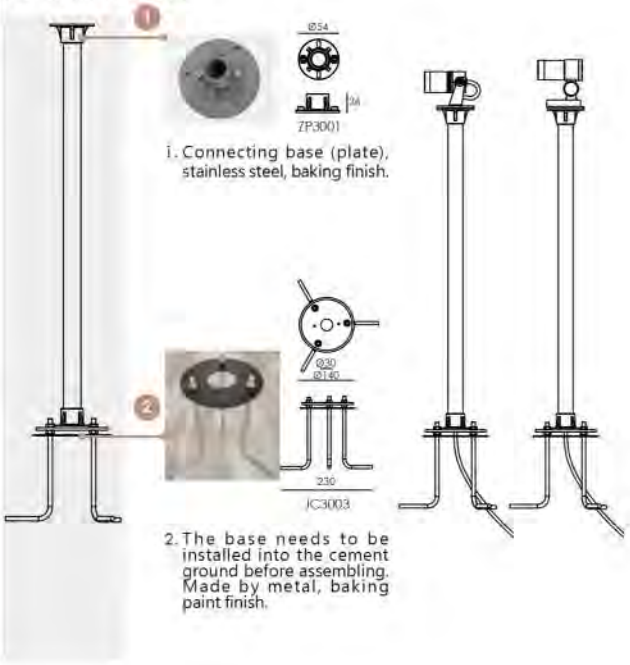

1. Connecting base (plate), stainless steel, baking finish.

2. The base needs to be installed into the cement ground before assembling. Made by metal, baking paint finish.

Aluminum tube

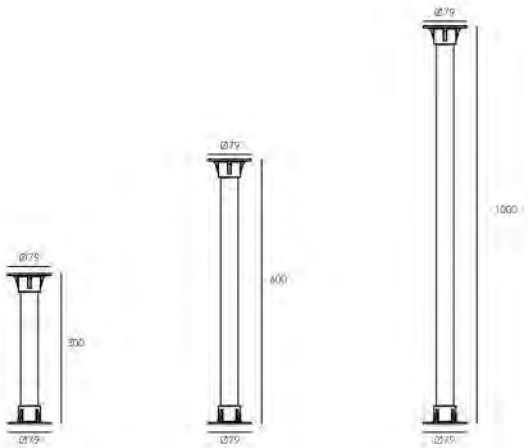

- Aluminum tube has 3 optional lengths: 300mm, 600mm and 1000mm

Recessed Swimming Pool Light

REVIEW VERSION 2021

Recessed Pool Light
Tiny Underwater LED Spot Light

2019-2021 NEW

ITEM	B4AC0157F
LIGHT SOURCE	1×2W SINGLE COLOR
LENS	B15
LENS OPTIONAL DEGREE	30°
INPUT VOLTAGE(V)	DC 24V
OPERATING CURRENT(MA)	87
CONSUMPTION(W)	2
LUMINANCE(LM)	CW=114 WW=142
IK	07

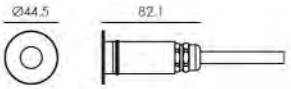

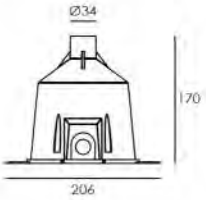

SLEEVE (Included)

Mounting Sleeve **120#**

① Fixator: Easier mounting sleeve installment.

② IP68 cable gland: Prevents water from getting into the cable tube.
※ Please prepare your own cable tube.

Ⓐ **Water stopper** (Included)
The luminaire will generate high temperature when used, which will generate negative pressure when the power is turned off also brings water vapor into the luminaire. That's why the device is needed to prevent the water vapor go in.

Ⓑ **IP68 Jiffy quick plug/socket connector** (Option)
To prevent water vapor into luminaire via wire which had been cut, the air contains lots of steams when raining, spray or in humid environment, the luminaire will generate high temperature when used, which will generate negative pressure when the power is turned off also brings water vapor into the luminaire.

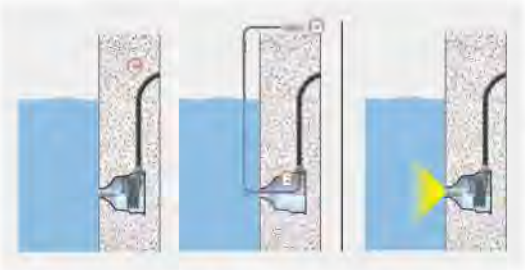

Ⓐ Power cable must be above water

Ⓑ With certain length for maintainance at shore.

Ⓒ The light must stay under water to prevent the chip from overheating.

CCT

2,000K · 3,000K · 6,000K

LENS

B15 | **10° 20° 30°**

SPECIFICATIONRT

FRONT COVER & HOUSING	Molding shaped sus 316L# stainless steel housing
LIGHT WINDOW	Step tempered glass. T=4mm
CABLE GLAND	IP68 PG-11 copper with nickel-coated
GASKET	EPDM gasket
RECESSED SLEEVE	PC/ABS ALLOYS **093#**
LENS	Optical lens, efficiency≥85%
PCB	Excellent heat conductivity aluminum, coefficient of heat conductivity≥2.0w/mk
LED DRIVER	Constant Voltage Input,Constant Current Output Build inside
APPLICATION ENVIRONMENT	Temperature of water between -20°C~40°C less than 1 meter depth
POWER CABLE OPTIONAL	H07RN-F 2X1.0mm² L=1m, 3m, 5m
DIMMABLE SUPPORT	Triac PWM 1-10V Dali

PHOTOMETRIC



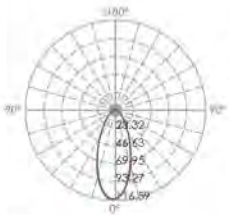

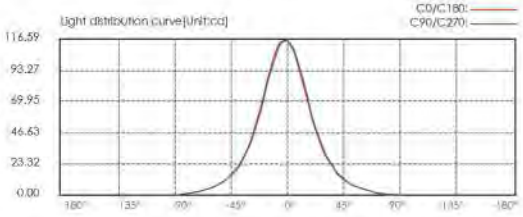

Lux distance curve

Illuminance at a distance

	Center beam LUX	Beam width V	Beam width H
2m	28.94 LUX	1.6m	1.6m
4m	7.24 LUX	3.2m	3.1m
6m	3.22 LUX	3.1m	4.7m
8m	1.81 LUX	6.3m	6.3m
10m	1.16 LUX	7.9m	7.8m
12m	0.80 LUX	9.5m	9.4m

Ver.Spread:43.1 Horiz.Spread:42.6

TRIAC PWM 1-10V DALI IP68

2019-2021 NEW

ITEM	A4AA0357F
LIGHT SOURCE	3×2W SINGLE COLOR
LENS	A8
LENS OPTIONAL DEGREE	30°
INPUT VOLTAGE(V)	DC 24V
OPERATING CURRENT(MA)	245
CONSUMPTION(W)	5.9
LUMINANCE(LM)	CW=466 WW=383
IK	07

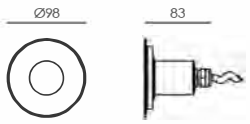

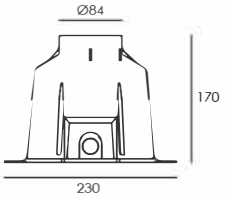

SLEEVE (Included)

Mounting Sleeve **117#**

1. Fixator: Easier mounting sleeve installment.
2. IP68 cable gland: Prevents water from getting into the cable tube.
   ※ Please prepare your own cable tube.

A. **Water stopper** (Included)
The luminaire will generate high temperature when used, which will generate negative pressure when the power is turned off also brings water vapor into the luminaire. That's why the device is needed to prevent the water vapor go in.

B. **IP68 Jiffy quick plug/socket connector** (Option)
To prevent water vapor into luminaire via wire which had been cut, the air contains lots of steams when raining, spray or in humid environment, the luminaire will generate high temperature when used, which will generate negative pressure when the power is turned off also brings water vapor into the luminaire.
※ 請使用 IP Rate 低於 IP68 以下

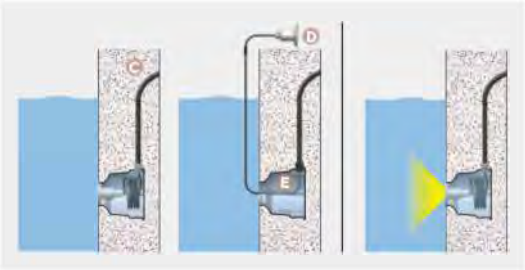

C. Power cable must be above water
D. With certain length for maintainance at shore.
E. The light must stay under water to prevent the chip from overheating.

CCT

2,000K・3,000K・6,000K

LENS

A8 | 15° 30°

SPECIFICATIONRT

FRONT COVER & HOUSING	Hard chromeplated molding shaped SUS 316L# stainless steel housing
LIGHT WINDOW	Step tempered glass. T=8mm
CABLE GLAND	IP68 PG-11 copper with nickel-coated
GASKET	EPDM gasket
RECESSED SLEEVE	PC/ABS ALLOYS **117#**
LENS	All-in-one optical lens, efficiency≥85%
PCB	Excellent heat conductivity aluminum, coefficient of heat conductivity≥2.0w/mk
LED DRIVER	Constant Voltage Input,Constant Current Output
APPLICATION ENVIRONMENT	Temperature of water between -20°C~40°C less than 1 meter depth
POWER CABLE OPTIONAL	H07RN-F 2X1.0mm² L=1m, 3m, 5m
DIMMABLE SUPPORT	Triac PWM 1-10V Dali

PHOTOMETRIC



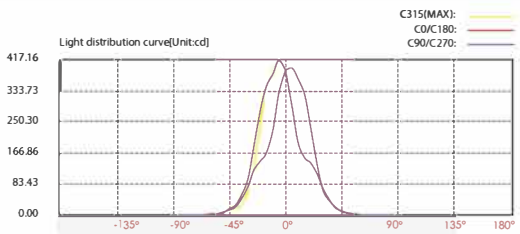

Lux distance cure

Illuminance at a distance

Center beam LUX		Beam width V	Beam width H
2m	97.43 LUX	1.2m	1.2m
4m	24.36 LUX	2.4m	2.5m
6m	10.83 LUX	3.6m	3.7m
8m	6.09 LUX	1.7m	5.0m
10m	3.90 LUX	5.9m	6.2m
12m	2.71 LUX	7.1m	7.5m

Ver.Spread:33.0 Horiz.Spread:34.7

TRIAC PWM 1-10V DALI IP68 RoHS CE

2019-2021 NEW

Symmetrical

ITEM	B4A0158F
LIGHT SOURCE	1×3W
LENS	B33
LENS OPTIONAL DEGREE	30°
INPUT VOLTAGE(V)	DC 24V
OPERATING CURRENT(MA)	110
CONSUMPTION(W)	2.6
LUMINANCE(LM)	CW=174 WW=139
IK	06

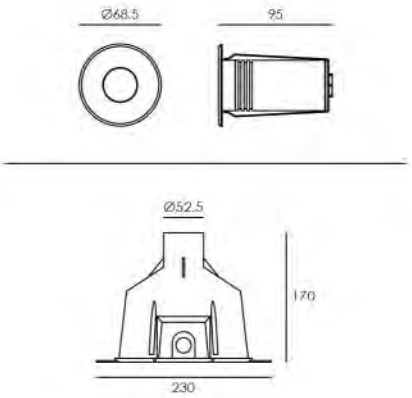

Asymmetrical

ITEM	C4A0158F
LIGHT SOURCE	1×3W
LENS	C9
LENS OPTIONAL DEGREE	45° 35°
INPUT VOLTAGE(V)	DC 24V
OPERATING CURRENT(MA)	110
CONSUMPTION(W)	2.6
LUMINANCE(LM)	CW=143 WW=115
IK	06

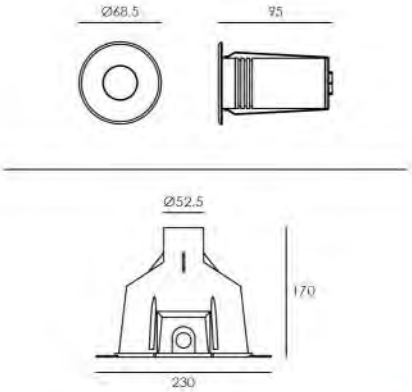

SLEEVE (Included)

Mounting Sleeve **115#**

1. Fixator: Easier mounting sleeve installment.
2. IP68 cable gland: Prevents water from getting into the cable tube.
   ※ Please prepare your own cable tube.

A. **Water stopper** (Included)
The luminaire will generate high temperature when used, which will generate negative pressure when the power is turned off also brings water vapor into the luminaire. That's why the device is needed to prevent the water vapor go in.

B. **IP68 Jiffy quick plug/socket connector** (Option)
To prevent water vapor into luminaire via wire which had been cut, the air contains lots of steams when raining, spray or in humid environment, the luminaire will generate high temperature when used, which will generate negative pressure when the power is turned off also brings water vapor into the luminaire.



A. Power cable must be above water
B. With certain length for maintainance at shore.
C. The light must stay under water to prevent the chip from overheating.

TRIAC PWM 1-10V DALI IP68 RoHS CE

CCT

2,000K · 3,000K · 6,000K

LENS

	B33 B33D/B33F	9°	15°	20°	30°	45°
	C9	45° 35°				

SPECIFICATIONRT

FRONT COVER & HOUSING	Hard chromeplated molding shaped stainless steel SUS 316#
LIGHT WINDOW	Step tempered glass. T=7mm
GASKET	Silicone Gasket
RECESSED SLEEEVE	PC/ABS ALLOYS **115#**
LENS	Optical lens,efficiency≥85%
PCB	Excellent heat conductivity aluminum.coefficient of heat Conductivity≥2.0w/mk
LED DRIVER	Constant Voltage Input,Constant Current Output
POWER CABLE OPTIONAL	H05RN-F 2X1.0mm² L=1m, 3m, 5m
APPLICATION ENVIRONMENT	Temperature of water between -20˚C~40˚C less than 1 meter depth.
DIMMABLE SUPPORT	Triac PWM 1-10V Dali

PHOTOMETRIC

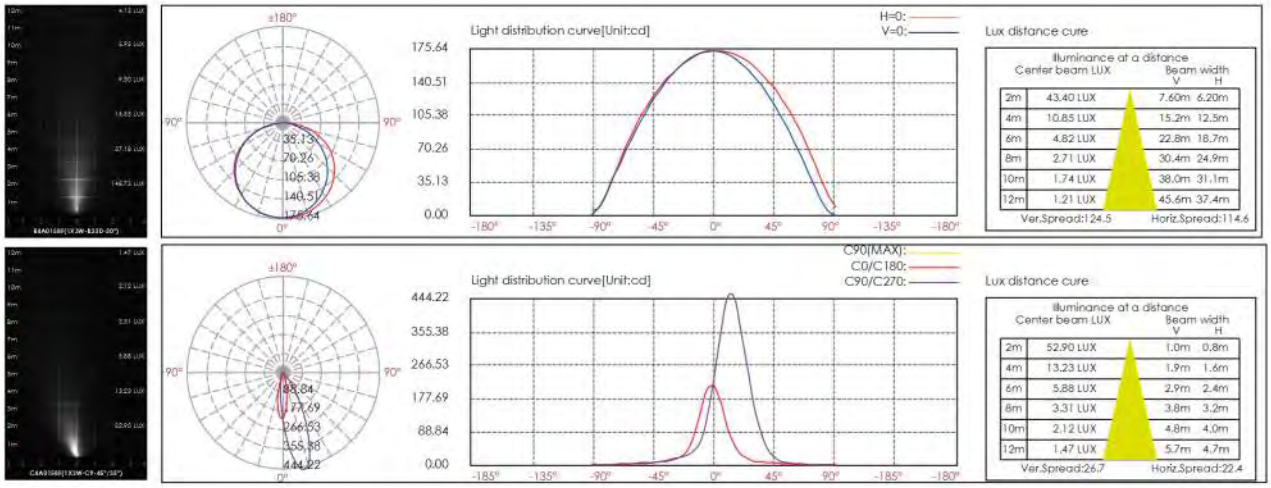

2019-2021 NEW

ITEM
B4XCA0458F
LIGHT SOURCE
4x2.7W
LENS
FB13B6
LENS OPTIONAL DEGREE
20°
INPUT VOLTAGE(V)
DC 24V
OPERATING CURRENT(MA)
510
CONSUMPTION(W)
12.2
LUMINANCE(LM)
997
IK
08

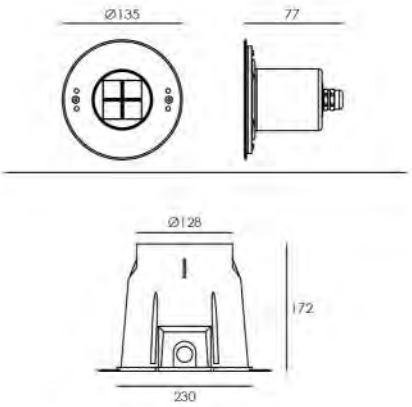

ITEM
B4YBA0658F
LIGHT SOURCE
6x3W
LENS
FB14B7
LENS OPTIONAL DEGREE
20°
INPUT VOLTAGE(V)
DC 24V
OPERATING CURRENT(MA)
1020
CONSUMPTION(W)
24.5
LUMINANCE(LM)
1354
IK
08

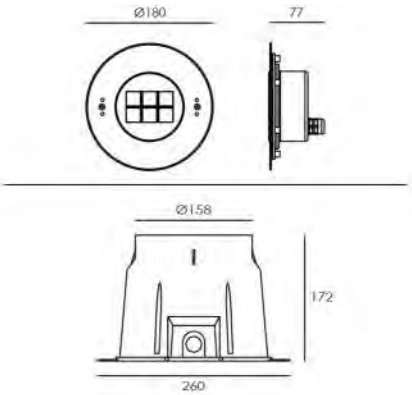

ITEM
B4ZBA1258F
LIGHT SOURCE
12x2.5W
LENS
FB13B6
LENS OPTIONAL DEGREE
20°
INPUT VOLTAGE(V)
DC 24V
OPERATING CURRENT(MA)
1520
CONSUMPTION(W)
36.5
LUMINANCE(LM)
2522
IK
08

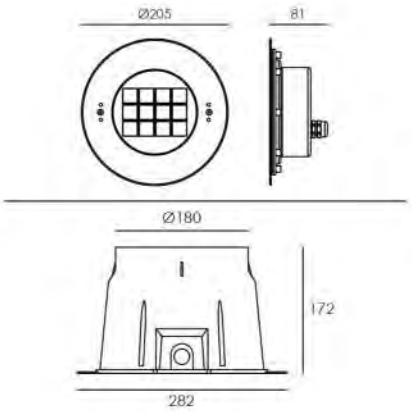

ITEM
B4FBA2058F
LIGHT SOURCE
20x3W
LENS
FB13B6 / FB14B7
LENS OPTIONAL DEGREE
20°
INPUT VOLTAGE(V)
DC 24V
OPERATING CURRENT(MA)
3050
CONSUMPTION(W)
73.2
LUMINANCE(LM)
5561
IK
10

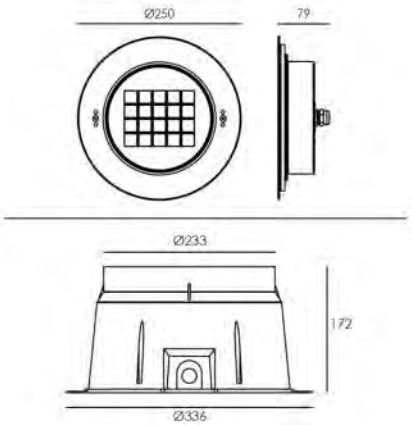

SLEEVE (Included)

Mounting Sleeve **116#**

Mounting Sleeve **118#**

Mounting Sleeve **119#**

Mounting Sleeve **179#**

❶ Fixator: Easier mounting sleeve installment.

❷ IP68 cable gland: Prevents water from getting into the cable tube.
※ Please prepare your own cable tube.

Ⓐ **Water stopper** (Included)
The luminaire will generate high temperature when used, which will generate negative pressure when the power is turned off also brings water vapor into the luminaire. That's why the device is needed to prevent the water vapor go in.

Ⓑ **IP68 Jiffy quick plug/socket connector** (Option)
To prevent water vapor into luminaire via wire which had been cut, the air contains lots of steams when raining, spray or in humid environment, the luminaire will generate high temperature when used, which will generate negative pressure when the power is turned off also brings water vapor into the luminaire.

Ⓒ Power cable must be above water

Ⓓ With certain length for maintainance at shore.

Ⓔ The light must stay under water to prevent the chip from overheating.

CCT

2,000K · 3,000K · 6,000K

LENS

	FB13B6	20°	30°(50°)
	FB14B7	20°	30°(50°)

SPECIFICATIONRT

FRONT COVER & HOUSING	Hard chromeplated molding shaped stainless steel SUS 316L#
LIGHT WINDOW	Step tempered glass. T=8mm
CABLE GLAND	IP68 PG-11 copper with nickel-coated
GASKET	Silicone gasket
RECESSED SLEEEVE	B4XCA0458F: PC/ABS ALLOYS **116#** B4YBA0658F: PC/ABS ALLOYS **118#** B4ZBA1258F: PC/ABS ALLOYS **119#** B4FBA2058F: PC/ABS ALLOYS **179#**
LENS	All-in-one Optical lens,efficiency≥85%
PCB	Excellent heat conductivity aluminum.coefficient of heatConductivity≥2.0w/mk
LED DRIVER	Constant Voltage Input,Constant Current Output
APPLICATION ENVIRONMENT	Temperature of water between -20°C~40°C less than 1 meter depth
BUILT-IN OVERHEAT SENSOR SYSTEM	Automatic Shutdown at 75°C
POWER CABLE OPTIONAL	H07RN-F 2X1.0mm² L=1m, 3m, 5m
DIMMABLE SUPPORT	Triac PWM 1-10V Dali

PHOTOMETRIC



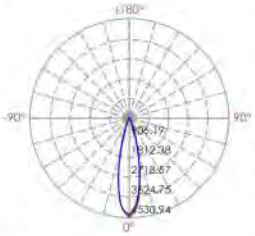

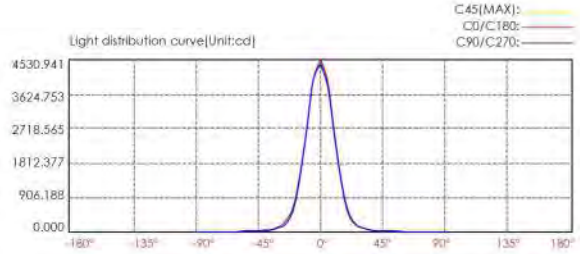

Lux distance cure

Illuminance at a distance

	Center beam LUX	Beam width V	Beam width H
2m	1132.74 LUX	0.8m	0.8m
4m	283.18 LUX	1.6m	1.6m
6m	125.86 LUX	2.4m	2.4m
8m	70.80 LUX	3.3m	3.2m
10m	45.31 LUX	4.1m	4.1m
12m	31.46 LUX	4.9m	4.9m

Vert.Spread:23.0 Horiz.Spread:23.1



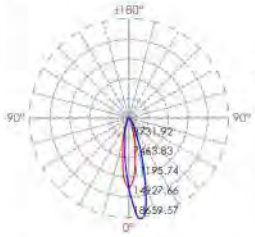

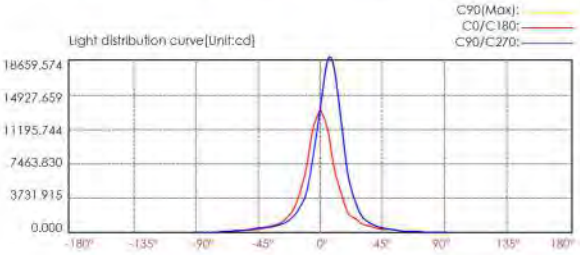

Lux distance cure

Illuminance at a distance

	Center beam LUX	Beam width V	Beam width H
2m	3328.76 LUX	0.7m	0.9m
4m	832.19 LUX	1.5m	1.9m
6m	369.86 LUX	2.2m	2.8m
8m	369.86 LUX	2.9m	3.7m
10m	133.15 LUX	3.7m	4.6m
12m	92.47 LUX	4.4m	5.6m

Vert.Spread:26.2 Horiz.Spread:20.9



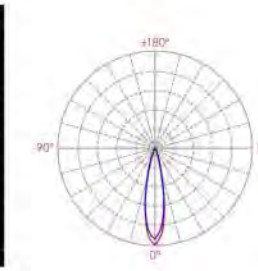

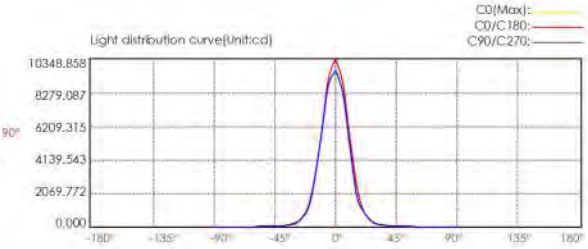

Lux distance cure

Illuminance at a distance

	Center beam LUX	Beam width V	Beam width H
2m	2587.22 LUX	0.8m	0.8m
4m	646.80 LUX	1.7m	1.6m
6m	287.47 LUX	2.5m	2.4m
8m	161.70 LUX	3.3m	3.2m
10m	103.49 LUX	4.2m	4.0m
12m	71.87 LUX	5.0m	4.8m

Vert.Spread:22.5 Horiz.Spread:23.5



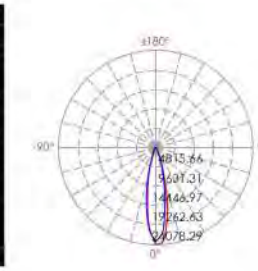

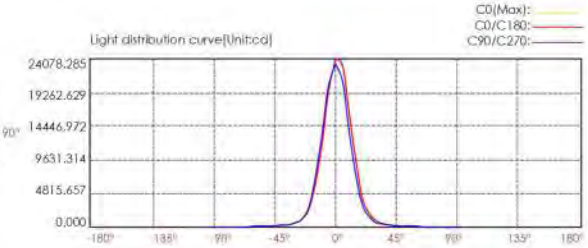

Lux distance cure

Illuminance at a distance

	Center beam LUX	Beam width V	Beam width H
2m	6019.57 LUX	0.8m	0.8m
4m	1504.89 LUX	1.6m	1.6m
6m	668.84 LUX	2.5m	2.4m
8m	376.22 LUX	3.3m	3.2m
10m	240.78 LUX	4.1m	4.0m
12m	167.21 LUX	4.9m	4.8m

Vert.Spread:22.6 Horiz.Spread:23.3



2019-2021 NEW

Symmetrical

ITEM
B4QA0658F

LIGHT SOURCE
6×3W

LENS OPTIONAL DEGREE
30°

INPUT VOLTAGE(V)
DC 24V

OPERATING CURRENT(MA)
950

CONSUMPTION(W)
22.8

LUMINANCE(LM)
CW=1578 WW=1324

IK
10

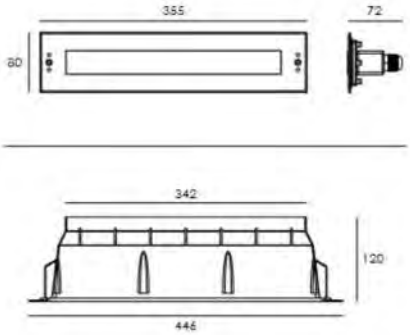

Asymmetrical

ITEM
C4QA0658F

LIGHT SOURCE
6×3W

LENS OPTIONAL DEGREE
45°
35°

INPUT VOLTAGE(V)
DC 24V

OPERATING CURRENT(MA)
950

CONSUMPTION(W)
22.8

LUMINANCE(LM)
CW=1280 WW=1102

IK
09

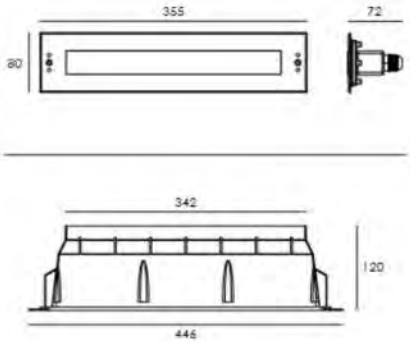

SLEEVE (Included)

Mounting Sleeve **122#**

① Fixator: Easier mounting sleeve installment.

② IP68 cable gland: Prevents water from getting into the cable tube.
※ Please prepare your own cable tube.

Ⓐ **Water stopper** (Included)
The luminaire will generate high temperature when used, which will generate negative pressure when the power is turned off also brings water vapor into the luminaire. That's why the device is needed to prevent the water vapor go in.

Ⓑ **IP68 Jiffy quick plug/socket connector** (Option)
To prevent water vapor into luminaire via wire which had been cut, the air contains lots of steams when raining, spray or in humid environment, the luminaire will generate high temperature when used, which will generate negative pressure when the power is turned off also brings water vapor into the luminaire.

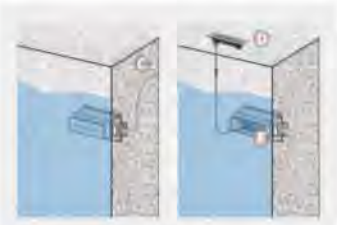

Ⓐ Power cable must be above water

Ⓑ With certain length for maintainance at shore.

Ⓒ The light must stay under water to prevent the chip from overheating.

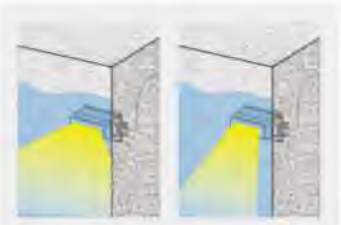

B4QA0658F C4QA0658F

TRIAC PWM 1-10V DALI IP68 RoHS CE

CCT

2,000K · 3,000K · 6,000K

LENS

	B26	8°		
	B27	13°	25°	30°
	C11	45°/35°		

SPECIFICATIONRT

FRONT COVER & HOUSING	Hard chromeplated molding shaped stainless steel sus 316L#
LIGHT WINDW	PC
CABLE GLAND	IP68 PG-9 copper with nickel-coated
GASKET	Silicone gasket
RECESSED SLEEEVE	PC/ABS ALLOYS **122#**
LENS	Optical lens. efficiency≥85%
PCB	Excellent heat conductivity aluminum.coefficient of heat Conductivity≥2.0w/mk
LED DRIVER	Constant Voltage Input,Constant Current Output
APPLICATION ENVIRONMENT	Temperature of water between -20˚C~40˚C less than 1 meter depth.
POWER CABLE OPTIONAL	H05RN-F 2X1.0mm² L=1m, 3m, 5m(for single color)
DIMMABLE SUPPORT	Triac PWM 1-10V Dali

PHOTOMETRIC



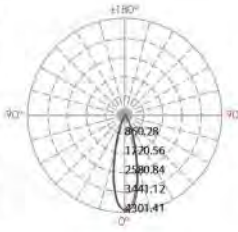

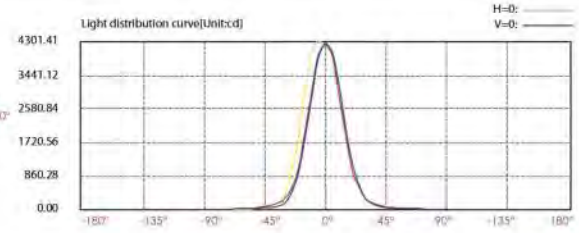

Lux distance cure

Illuminance at a distance

Center beam LUX		Beam width V	Beam width H
2m	1059.22 LUX	1.0m	1.0m
4m	264.81 LUX	2.0m	2.0m
6m	117.69 LUX	2.9m	3.0m
8m	66.20 LUX	3.0m	4.0m
10m	42.37 LUX	4.9m	4.9m
12m	29.42 LUX	5.9m	5.9m

Ver.Spread:27.6 Horiz.Spread:27.8



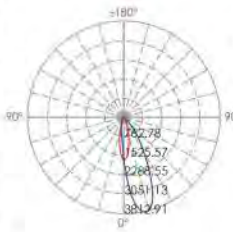

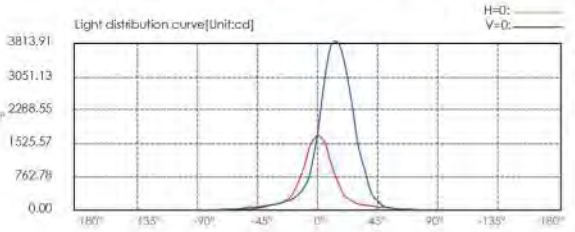

Lux distance cure

Illuminance at a distance

Center beam LUX		Beam width V	Beam width H
2m	430.35 LUX	0.9m	1.0m
4m	107.59 LUX	1.7m	1.9m
6m	47.82 LUX	2.6m	2.9m
8m	26.90 LUX	3.4m	3.9m
10m	17.21 LUX	4.3m	4.8m
12m	11.95 LUX	5.1m	5.8m

Ver.Spread:24.2 Horiz.Spread:27.2

2019-2021 NEW

Symmetrical

ITEM
B4QA0358F
LIGHT SOURCE
3×3W
LENS OPTIONAL DEGREE
25°
INPUT VOLTAGE(V)
DC 24V
OPERATING CURRENT(MA)
500
CONSUMPTION(W)
12
LUMINANCE(LM)
729
IK
09

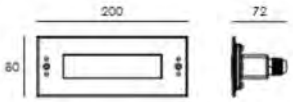

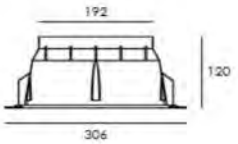

Asymmetrical

ITEM
C4QA0358F
LIGHT SOURCE
3×3W
LENS OPTIONAL DEGREE
45°
35°
INPUT VOLTAGE(V)
DC 24V
OPERATING CURRENT(MA)
500
CONSUMPTION(W)
12
LUMINANCE(LM)
657
IK
09

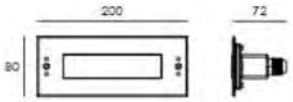

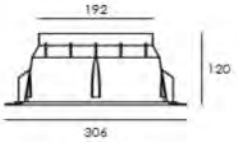

SLEEVE (Included)

Mounting Sleeve **123#**

1. Fixator: Easier mounting sleeve installment.
2. IP68 cable gland: Prevents water from getting into the cable tube.
   ※ Please prepare your own cable tube.

A. **Water stopper** (Included)
The luminaire will generate high temperature when used, which will generate negative pressure when the power is turned off also brings water vapor into the luminaire. That's why the device is needed to prevent the water vapor go in.

B. **IP68 Jiffy quick plug/socket connector** (Option)
To prevent water vapor into luminaire via wire which had been cut, the air contains lots of steams when raining, spray or in humid environment, the luminaire will generate high temperature when used, which will generate negative pressure when the power is turned off also brings water vapor into the luminaire.

A. Power cable must be above water
B. With certain length for maintainance at shore.
C. The light must stay under water to prevent the chip from overheating.

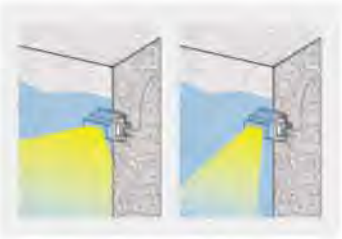

B4QA0658F C4QA0658F

TRIAC PWM 1-10V DALI IP68 RoHS CE

CCT

2,000K · 3,000K · 6,000K

LENS

	B26	8°
	B27	13° 25° 30°
	C11	45°/35°

SPECIFICATIONRT

FRONT COVER & HOUSING	Hard chromeplated molding shaped stainless steel sus 316L#
LIGHT WINDW	PC
CABLE GLAND	IP68 PG-9 copper with nickel-coated
GASKET	Silicone gasket
RECESSED SLEEEVE	PC/ABS ALLOYS **123#**
LENS	Optical lens. efficiency≥85%
PCB	Excellent heat conductivity aluminum.coefficient of heat Conductivity≥2.0w/mk
LED DRIVER	Constant Voltage Input,Constant Current Output
APPLICATION ENVIRONMENT	Temperature of water between -20°C~40°C less than 1 meter depth.
POWER CABLE OPTIONAL	H07RN-F 2X1.0mm² L=1m, 3m, 5m(for single color)
DIMMABLE SUPPORT	Triac PWM 1-10V Dali

PHOTOMETRIC

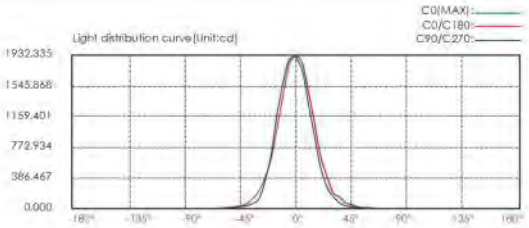

Lux distance cure

Illuminance at a distance

	Center beam LUX	Beam width V	Beam width H
2m	120.77 LUX	2.3m	2.3m
4m	53.68 LUX	3.4m	3.4m
6m	30.19 LUX	4.6m	4.5m
8m	291.12 LUX	2.2m	2.1m
10m	19.32 LUX	5.6m	5.6m
12m	13.42 LUX	6.8m	6.8m

Vert.Spread:31.5 Horiz.Spread:31.6

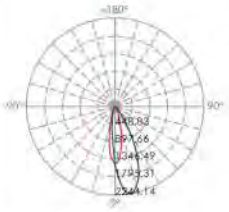

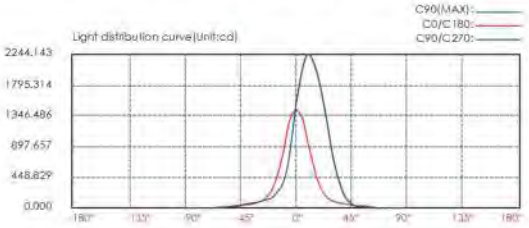

Lux distance cure

Illuminance at a distance

	Center beam LUX	Beam width V	Beam width H
2m	363.36 LUX	0.8m	1.3m
4m	90.84 LUX	1.7m	2.5m
6m	40.37 LUX	2.5m	3.8m
8m	22.71 LUX	3.3m	5.0m
10m	14.53 LUX	4.2m	6.3m
12m	10.09 LUX	5.0m	7.6m

Vert.Spread:35.0 Horiz.Spread:23.6

ITEM
B4TA1257

LIGHT SOURCE
12×2W

LENS OPTIONAL DEGREE
25°

INPUT VOLTAGE(V)
DC 24V

OPERATING CURRENT(MA)
1200

CONSUMPTION(W)
28.8

LUMINANCE(LM)
CW=2067 WW=1610

IK
09

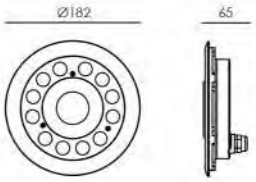

WATER PROOF SOLUTION

A **Water stopper**(Included)
B **Water proof connecter** IP68(Option)

B4TA1257

Central Ejective

Water jet pipe G11/2"taper

CCT
2,000K · 3,000K · 6,000K

LENS
B32 | 20° 25° 30° 35° 45°

SPECIFICATIONRT

HOUSING Hard chromeplated molding shaped stainless steel SUS 316#

LIGHT WINDOW Step tempered glass. T=10mm

CABLE GLAND IP68 PG-11 copper with nickel-coated

GASKET Silicone gasket

PCB Excellent heat conductivity aluminum.coefficient of heat Conductivity≥2.0w/mk

LED DRIVER Constant Voltage Input,Constant Current Output

APPLICATION ENVIRONMENT Temperature of water between -20˚C~40˚C less than 1 meter depth

BUILT-IN OVERHEAT SENSOR SYSaTEM Automatic Shutdown at 75°C

POWER CABLE OPTIONAL H07RN-F 2X1.0mm² L=1m, 3m, 5m

DIMMABLE SUPPORT Triac PWM 1-10V Dali

PHOTOMETRIC



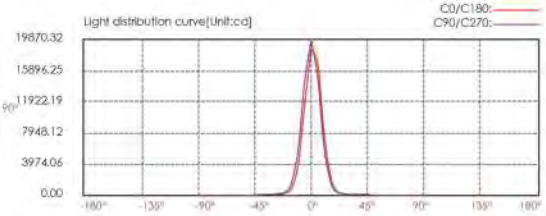

Lux distance cure

	Illuminance at a distance Center beam LUX	Beam width V	Beam width H
2m	4657.90 LUX	0.5m	0.5m
4m	1164.47 LUX	1.1m	1.0m
6m	517.54 LUX	1.6m	1.6m
8m	291.12 LUX	2.2m	2.1m
10m	186.32 LUX	2.7m	2.6m
12m	129.39 LUX	3.3m	3.1m

Ver.Spread:15.7° Horiz.Spread:15.0

TRIAC PWM 1-10V DALI IP68 OUTDOOR RATED RoHS COMPLIANT CE

ITEM
B4TB1257

LIGHT SOURCE
12×2W

LENS OPTIONAL DEGREE
25°

INPUT VOLTAGE(V)
DC 24V

OPERATING CURRENT(MA)
1200

CONSUMPTION(W)
28.8

LUMINANCE(LM)
CW=2067 WW=1610

IK
09

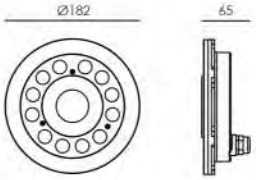

WATER PROOF SOLUTION

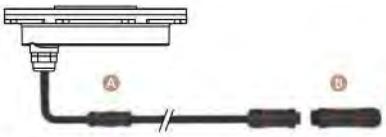

A **Water stopper**(Included)
B **Water proof connecter** IP68(Option)

B4TB1257

Central Ejective

Water jet pipe G11/2"taper

CCT
2,000K · 3,000K · 6,000K

LENS

B32 | **20° 25° 30° 35° 45°**



SPECIFICATIONRT

HOUSING Hard chromeplated molding shaped stainless steel SUS 316#

LIGHT WINDOW Step tempered glass. T=10mm

CABLE GLAND IP68 PG-11 copper with nickel-coated

GASKET Silicone gasket

PCB Excellent heat conductivity aluminum.coefficient of heat Conductivity≥2.0w/mk

LED DRIVER Constant Voltage Input,Constant Current Output

APPLICATION ENVIRONMENT Temperature of water between -20˚C~40˚C less than 1 meter depth

BUILT-IN OVERHEAT SENSOR SYSaTEM Automatic Shutdown at 75°C

POWER CABLE OPTIONAL H07RN-F 2X1.0mm^2 L=1m, 3m, 5m

DIMMABLE SUPPORT Triac PWM 1-10V Dali

PHOTOMETRIC



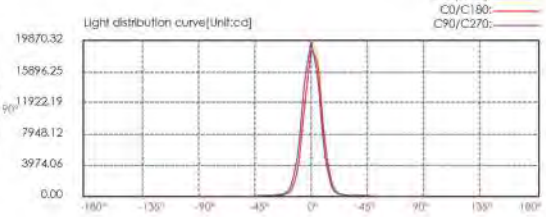

Lux distance cure

Illuminance at a distance

	Center beam LUX	Beam width V	Beam width H
2m	4657.90 LUX	0.5m	0.5m
4m	1164.47 LUX	1.1m	1.0m
6m	517.54 LUX	1.6m	1.6m
8m	291.12 LUX	2.2m	2.1m
10m	186.32 LUX	2.7m	2.6m
12m	129.39 LUX	3.3m	3.1m

Ver.Spread:15.7° Hori.Spread:15.0

ITEM
B4SB0957

LIGHT SOURCE
9×1.5W

LENS OPTIONAL DEGREE
20°

INPUT VOLTAGE(V)
DC 24V

OPERATING CURRENT(MA)
1291

CONSUMPTION(W)
15.5

LUMINANCE(LM)
CW=1317 WW=1054

IK
09

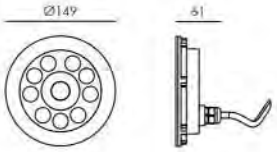

•**Warning** : Must be installed under the water to prevent the light from being burnt off because of over-heating.

WATER PROOF SOLUTION

Ⓐ **Water stopper**(Included)
Ⓑ **Water proof connecter** IP68(Option)

CCT
2,000K · 3,000K · 6,000K

LENS

B13 | **6°** **13°** **20°** **30°** **40°**

SPECIFICATIONRT

HOUSING	Hard chromeplated molding shaped stainless steel SUS 316#
FRONT COVER	Hard chromeplated stainless steel SUS 316L#
LIGHT WINDOW	Step tempered glass. T=8mm
CABLE GLAND	IP68 PG-11 copper with nickel-coated
GASKET	Silicone gasket
PCB	Excellent heat conductivity aluminum.coefficient of heat Conductivity≥2.0w/mk
LED DRIVER	Constant Voltage Input,Constant Current Output
APPLICATION ENVIRONMENT	Temperature of water between -20˚C~40˚C less than 1 meter depth
BUILT-IN OVERHEAT SENSOR SYSTEM	Automatic Shutdown at 75°C
POWER CABLE OPTIONAL	H07RN-F 2X1.0mm² L=1m, 3m, 5m
DIMMABLE SUPPORT	Triac PWM 1-10V Dali

Central Ejective

Water jet pipe G3/4"taper

PHOTOMETRIC



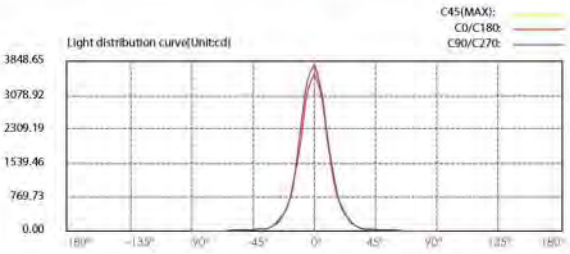

Lux distance cure

Illuminance at a distance

	Center beam LUX	Beam width V	Beam width H
2m	890.78 LUX	0.8m	0.7m
4m	222.70 LUX	1.6m	1.5m
6m	98.98 LUX	2.4m	2.2m
8m	55.67 LUX	3.2m	3.0m
10m	35.63 LUX	4.0m	3.7m
12m	24.74 LUX	4.7m	4.4m

Ver.Spread:22.4 Horiz.Spread:21.0

TRIAC **PWM** **1-10V** **DALI** **IP68** OUTDOOR RATED RoHS COMPLIANT CE

Recessed Pool Light
Central Ejective Fountain Light

2019-2021 NEW

Overheat Sensor Inside

ITEM	B4UB0657
LIGHT SOURCE	6x1.5W
LENS	B15
LENS OPTIONAL DEGREE	20°
INPUT VOLTAGE(V)	DC 24V
OPERATING CURRENT(MA)	500
CONSUMPTION(W)	12
LUMINANCE(LM)	825

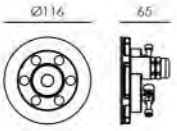

•**Warning** : Must be installed under the water to prevent the light from being burnt off because of over-heating.

WATER PROOF SOLUTION

Ⓐ **Water stopper**(Included)

Ⓑ **Water proof connecter** IP68(Option)

CCT

2,000K · 3,000K · 6,000K

LENS

B15 | **10°** **15°** **20°** **30°**

SPECIFICATIONRT

HOUSING	Hard chromeplated Molding shaped stainless steel SUS 316#
FRONT COVER	Hard chrome plated molding shaped stainless steel SUS 316L
LIGHT WINDOW	Step tempered glass. T=8mm
CABLE GLAND	IP68 PG-11 copper with nickel-coated
GASKET	Silicone Gasket
PCB	Excellent heat conductivity aluminum.coefficient of heat Conductivity≥2.0w/mk
LED DRIVER	Constant Voltage Input,Constant Current Output
APPLICATION ENVIRONMENT	Temperature of water between -20˚C~40˚C less than 1 meter depth
BUILT-IN OVERHEAT SENSOR SYSTEM	Automatic Shutdown at 75°C
POWER CABLE OPTIONAL	H07RN-F 2X1.0mm² L=1m, 3m, 5m
DIMMABLE SUPPORT	Triac PWM 1-10V Dali

PHOTOMETRIC



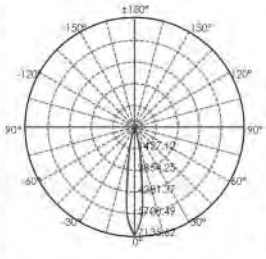

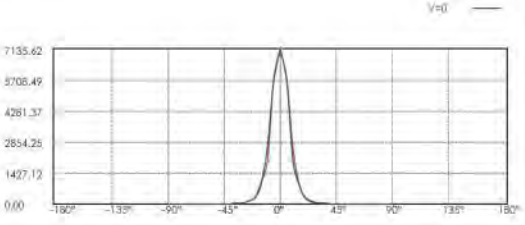

Lux distance Curve

Illuminance at a Distance

	Center Beam LUX3	Beam Width V	Beam Width H
2m	1783.90 LUX	0.6m	0.6m
4m	445.98 LUX	1.1m	1.2m
6m	198.21 LUX	1.7m	1.7m
8m	111.49 LUX2	.8m	2.3m
10m	71.36 LUX2	.9m	2.9m
12m	49.55 LUX3	.4m	3.5m

Vert.Spread:16.4H Ori.Spread:16.5

ALOCOS
ALOCOS
ALOCOS
ALOCOS

Underwater Spot Light

REVIEW
VERSION
2021

2019-2021 NEW

ITEM
B5XA0681
LIGHT SOURCE
6×1.5W
LENS OPTIONAL DEGREE
B71 / 20°
INPUT VOLTAGE(V)
DC 24V
OPERATING CURRENT(MA)
416
CONSUMPTION(W)
10
LUMINANCE(LM)
800
IK
08

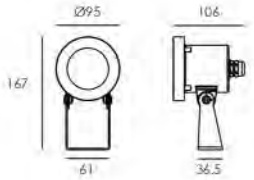

ITEM
B5YA0365
LIGHT SOURCE
3×5.5W
LENS OPTIONAL DEGREE
B33 / 20°(24°)
INPUT VOLTAGE(V)
DC 24V
OPERATING CURRENT(MA)
830
CONSUMPTION(W)
20
LUMINANCE(LM)
1428
IK
08

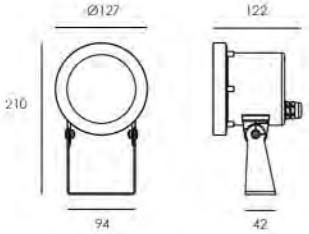

ITEM
B5ZA0665
LIGHT SOURCE
6×4.5W
LENS OPTIONAL DEGREE
B33 / 20°(24°)
INPUT VOLTAGE(V)
DC 24V
OPERATING CURRENT(MA)
1250
CONSUMPTION(W)
30
LUMINANCE(LM)
2581
IK
08

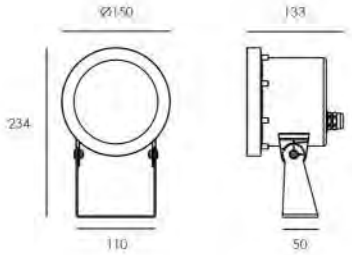

ITEM
B5DA1259
LIGHT SOURCE
12×3.5W
LENS OPTIONAL DEGREE
B33 / 20°(24°)
INPUT VOLTAGE(V)
DC 24V
OPERATING CURRENT(MA)
1850
CONSUMPTION(W)
45
LUMINANCE(LM)
3872
IK
08

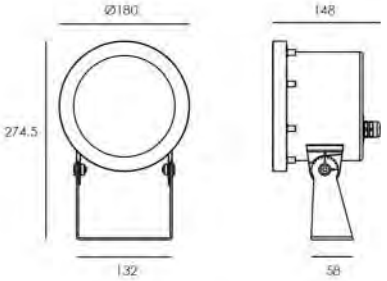

ITEM
B5UA1265
LIGHT SOURCE
12×5W
LENS OPTIONAL DEGREE
B33 / 20°(24°)
INPUT VOLTAGE(V)
DC 24V
OPERATING CURRENT(MA)
2860
CONSUMPTION(W)
68.5
LUMINANCE(LM)
5562
IK
08

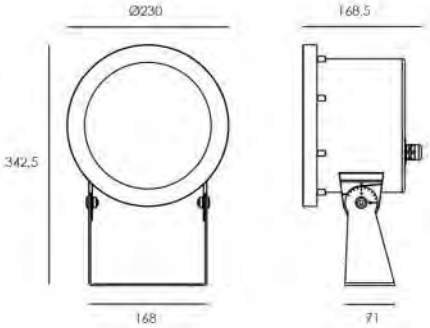

WATER PROOF SOLUTION

Ⓐ **Water stopper**(Included)

Ⓑ **Water proof connecter** IP68(Option)

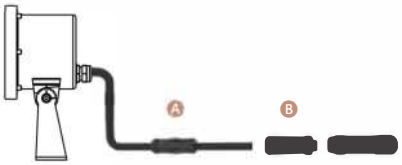

SPECIFICATION

FRONT COVER & HOUSING	Hard chromeplated molding shaped stainless steel sus 316L#
LIGHT WINDOW	PMMA 8mm
GASKET	Silicone gasket
LED	Nichia
CABLE GLAND	IP68 PG-11 copper with nickel-coated
PCB	Excellent heat conductivity aluminum.coefficient of heatConductivity≥2.0w/mk
LED DRIVER	Constant Voltage Input,Constant Current Output
POWER CABLE OPTIONAL	H07RN-F 2X1.0mm^2 L=1m, 3m, 5m
BUILT-IN OVERHEAT SENSOR SYSTEM	Automatic Shutdown at 75°C
APPLICATION ENVIRONMENT	Temperature of water between -20˚C~40˚C less than 1 meter depth.
DIMMABLE SUPPORT	Triac PWM 1-10V Dali

CCT

2,000K · 3,000K · 6,000K

LENS

B33
B33D/B33F

9° **15°** **20°** **30°** **45°**

ADJUSTABLE BEAM DIRECTION

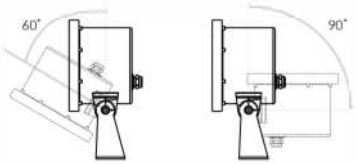

OVERVIEW

ACCESSORIES(Optional)

TRIPOD

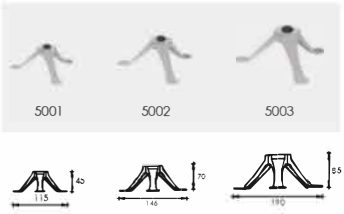

I'd	Item
5001	B5XA0681
5002	B5YA0365 B5ZA0665
5003	B5DA1259 B5UA1265

PHOTOMATRIC CURVES

TRIAC PWM 1-10V DALI IP68 OUTDOOR RATED RoHS COMPLIANT CE

ITEM	B5AF0158
LIGHT SOURCE	1×3W
LENS OPTIONAL DEGREE	30°
INPUT VOLTAGE(V)	24V DC
OPERATING CURRENT(MA)	110
CONSUMPTION(W)	2.6
LUMINANCE(LM)	CW=174 WW=139
IK	06

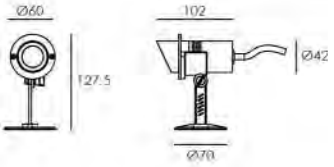

• **Warning** : Must be installed under the water to prevent the light from being burnt off because of over-heating.

WATER PROOF SOLUTION

- **Water stopper**(Included)
- **Water proof connecter** IP68(Option)

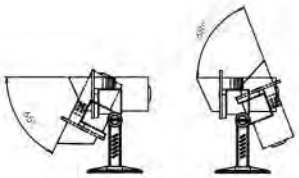

Adjustable Beam Direction

CCT

2,000K · 3,000K · 6,000K

LENS

B33 B33D/B33F | 9° 15° 20° 30° 45°

DATASHEET

HOUSING	Hard chromeplated Molding shaped stainless steel SUS 316L#
FRONT COVER	Hard chromeplated Stainless steel SUS 316L#
LIGHT WINDOW	Step tempered glass.T=7mm
WATERPROOF SEAL	EPDM gasket
LENS	Separate optical lens efficiency≥85%
CABLE GLAND	IP68 M1 6a copper with nickel-coated
PCB	Excellent heat conductivity aluminum.coefficient of heat Conductivity≥2.0w/mk
LED DRIVER	Constant Voltage Input,Constant Current Output
POWER CABLE OPTIONAL	H07RN-F 2X1.0mm² L=1m, 3m, 5m
APPLICATION ENVIRONMENT	Temperature of water between -20°C~40°C less than 1 meter depth
DIMMABLE SUPPORT	Triac PWM 1-10V Dali

PHOTOMATRIC CURVES

2019-2021 NEW

ITEM	B5QA0658
LIGHT SOURCE	6×3W NICHIA
LENS OPTIONAL DEGREE	30°
INPUT VOLTAGE(V)	24V DC
OPERATING CURRENT(MA)	950
CONSUMPTION(W)	22.8
LUMINANCE(LM)	CW=1578 WW=1324
IK	10

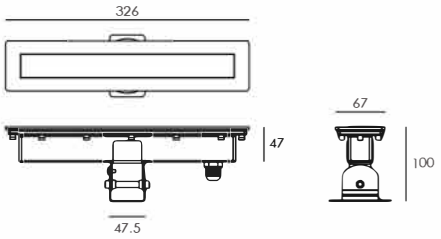

• **Warning** : Must be installed under the water to prevent the light from being burnt off because of over-heating.

ITEM	B5QA0358
LIGHT SOURCE	
LENS OPTIONAL DEGREE	
INPUT VOLTAGE(V)	
OPERATING CURRENT(MA)	
CONSUMPTION(W)	
LUMINANCE(LM)	
IK	

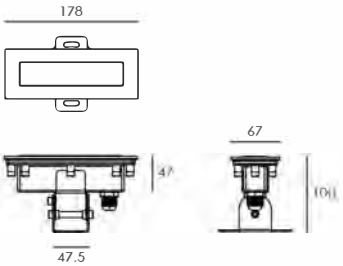

• **Warning** : Must be installed under the water to prevent the light from being burnt off because of over-heating.

WATER PROOF SOLUTION

Ⓐ **Water stopper**(Included)

Ⓑ **Water proof connecter** IP68(Option)

B5QA0658

B5TL0657

CCT

2,000K · 3,000K · 6,000K

LENS

	B26	8°		
	B27	13°	25°	30°

DATASHEET

HOUSING	Hard chromeplated molding shaped stainless steel SUS 316L#
FRONT COVER	B5TL0657: Hard chromeplated stainless steel SUS 316L#
LIGHT WINDOW	B5QA0658: UVstop & Fireproof PC B5TL0657: Step tempered glass.T=5mm
GASKET	B5QA0658: Silicone gasket
LENS	B5QA0658: Optical lens. efficiency≥85% B5TL0657: Separate optical lens efficiency≥85%
BRACKET	B5TL0657: Hard chromeplated molding shaped stainless steel SUS 316#
LED	B5QA0658: Constant Voltage Input,Constant Current Output B5TL0657: OSRAM or NICHIA
CABLE GLAND	IP68 PG-11 copper with nickel-coated
PCB	Excellent heat conductivity aluminum.coefficient of heat Conductivity≥2.0w/mk
SEAL	B5TL0657: Molding shaped silicon seal under the front cover Silicon glue among LED,lens and PCB
POWER CABLE OPTIONAL	B5QA0658: H05RN-F 2X1.0mm² L=1m, 3m, 5m(for single color) B5TL0657: H07RN-F 2X1.0mm² L=1m, 3m, 5m
BUILT-IN OVERHEAT SENSOR SYSTEM	Temperature of water between -20˚C~40˚C less than 1 meter depth
APPLICATION ENVIRONMENT	B5TL0657: Automatic Shutdown at 75°C
DIMMABLE SUPPORT	Triac PWM 1-10V Dali

ACCESSORIES(Optional)

TRIPOD

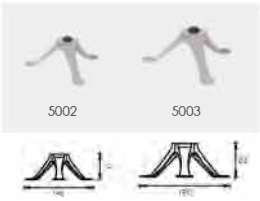

I'd	Item
5002	B5TL0657
5003	B5QA0658

PHOTOMATRIC CURVES



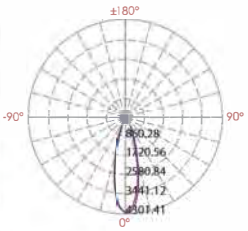

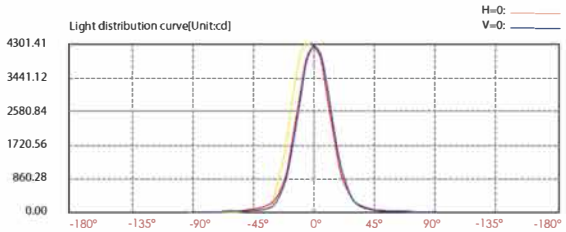

Lux distance cure

Illuminance at a distance

	Center beam LUX	Beam width V	Beam width H
2m	1059.22 LUX	1.0m	1.0m
4m	264.81 LUX	2.0m	2.0m
6m	117.69 LUX	2.9m	3.0m
8m	66.20 LUX	3.0m	4.0m
10m	42.37 LUX	4.9m	4.9m
12m	29.42 LUX	5.9m	5.9m

Ver.Spread:27.6 Horiz.Spread:27.8



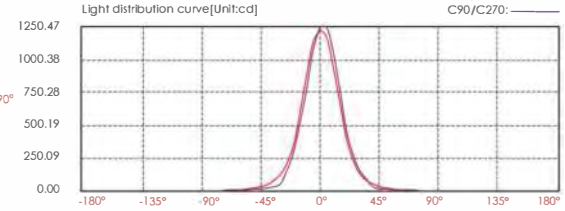

Lux distance cure

Illuminance at a distance

	Center beam LUX	Beam width V	Beam width H
2m	306.75 LUX	1.1m	1.1m
4m	76.69 LUX	2.1m	2.1m
6m	34.08 LUX	3.2m	3.2m
8m	19.17 LUX	4.3m	4.2m
10m	12.27 LUX	5.3m	5.3m
12m	8.52 LUX	6.4m	6.4m

Ver.Spread:29.9 Horiz.Spread:29.7

Wall Washer
REVIEW
VERSION
2021

2019-2021 NEW

ITEM
B6JD0656
LIGHT SOURCE
6×1W
LENS
B38
LENS OPTIONAL DEGREE
30°
LENGTH(MM)
250
INPUT VOLTAGE(V)
DC 24V 120/240V
OPERATING CURRENT(MA)
24V=3.5 120V=50 240V=30
CONSUMPTION(W)
24V=7.3 120V=6 240V=6.5
LUMINANCE(LM)
low voltage: CW=410 WW=350
high voltage: CW=540 WW=432
IK
02

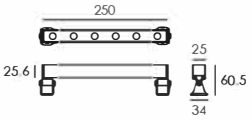

ITEM
B6JD1256
LIGHT SOURCE
12×1W
LENS
B38
LENS OPTIONAL DEGREE
30°
LENGTH(MM)
500
INPUT VOLTAGE(V)
DC 24V 120/240V
OPERATING CURRENT(MA)
24V=610 120V=130 240V=65
CONSUMPTION(W)
24V=14.5 120V=15.0 240V=15.0
LUMINANCE(LM)
low voltage: CW=950 WW=900
high voltage: CW=1080 WW=864
IK
02

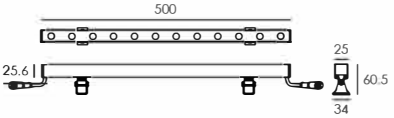

ITEM
B6JD2456
LIGHT SOURCE
24×1W
LENS
B38
LENS OPTIONAL DEGREE
30°
LENGTH(MM)
1000
INPUT VOLTAGE(V)
DC 24V 120/240V
OPERATING CURRENT(MA)
24V=1220 120V=295 240V=163
CONSUMPTION(W)
24V=29 120V=35 240V=35
LUMINANCE(LM)
low voltage: CW=1660 WW=1413
high voltage: CW=2140 WW=1976
IK
02

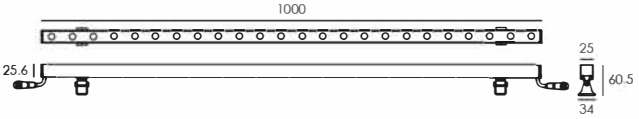

ANTI GLARE LOUVER

6004#

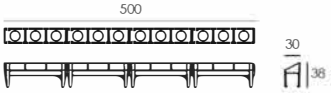

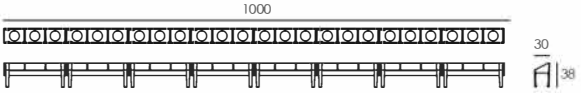

TRIAC PWM 1-10V DALI IP66 RoHS CE

CONNECTON

LOW VOLTAGE INPUT (24VDC) POWER CABLE TYPE



·**Low votage input defult:** Twin LTPS type power cable with conducted input and output, waterproof
socket connector are not included(optional).

HIGH VOLTAGE INPUT (100V-240V) POWER CALBE WIRING TYPE

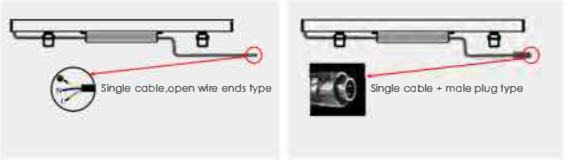

·**High votage input defult:** Single HSO type power cable, waterproof socket connector are not included(optional).



WATER PROOF SOLUTION

(low voltage)

(high voltage)

Ⓐ **Water stopper** (Included)
The luminaire will generate high temperature when used, which will generate negative pressure when the power is turned off also brings water vapor into the luminaire. That's why the device is needed to prevent the water vapor go in.

Ⓑ **IP65 Jiffy quick plug/socket connector** (Option)
To prevent water vapor into luminaire via wire which had been cut, the air contains lots of steams when raining, spray or in humid environment, the luminaire will generate high temperature when used, which will generate negative pressure when the power is turned off also brings water vapor into the luminaire.

Ⓒ **Hiper voltage driver** IP65

CCT

LENS

B38	30°	40°

SPECIFICATION

HOUSING	Extruded aluminum anodized finshing
BRACKET	Hard chromeplated stainless steel SUS 304#
LIGHT WINDOW	Tempered glass.T=3mm
GASKET	Glass and housing are silicone sealed
LENS	Optical lens efficiency≥85%
LED	Single color ORSAM LED
OPERATING TEMPERATURE	-20˚C~40˚C
POWER CABLE	H03V-F 2X0.75mm² L=0.25m(low voltage) H03V-F 3X1.0mm² L=0.5m(high voltage)
DIMMABLE SURPPORT	Triac PWM 1-10V Dali

PHOTOMETRIC CURVES



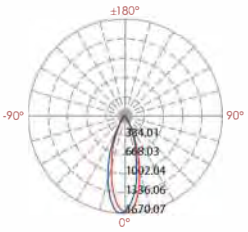

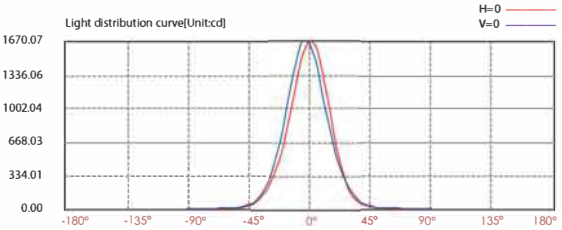

Lux distance cure

Illuminance at a distance

Center beam LUX		Beam width V	Beam width H
2m	415.56 LUX	1.2m	1.2m
4m	103.92 LUX	2.4m	2.4m
6m	46.19 LUX	3.6m	3.6m
8m	25.98 LUX	4.8m	4.8m
10m	16.63 LUX	5.9m	6.0m
12m	11.55 LUX	7.1m	7.2m

Ver.Spread:33.1 Horiz.Spread:33.6



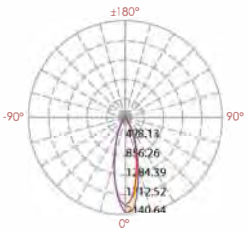

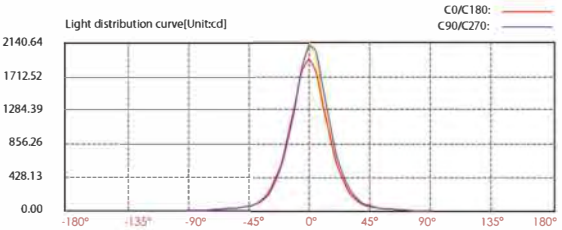

Lux distance cure

Illuminance at a distance

Center beam LUX		Beam width V	Beam width H
2m	483.29 LUX	1.0m	1.0m
4m	120.82 LUX	2.1m	2.0m
6m	53.70 LUX	3.1m	3.0m
8m	30.21 LUX	5.2m	3.9m
10m	19.33 LUX	5.2m	4.9m
12m	13.42 LUX	6.2m	5.9m

Ver.Spread:29.2 Horiz.Spread:27.7

2019-2021 NEW

ITEM
B6JE0656
LIGHT SOURCE
6×1W
LENS
B38
LENS OPTIONAL DEGREE
30°
LENGTH(MM)
250
INPUT VOLTAGE(V)
DC 24V 120/240V
OPERATING CURRENT(MA)
24V=3.5 120V=50 240V=30
CONSUMPTION(W)
24V=7.3 120V=6 240V=6.5
LUMINANCE(LM)
low voltage: CW=410 WW=350
high voltage: CW=540 WW=432
IK
02

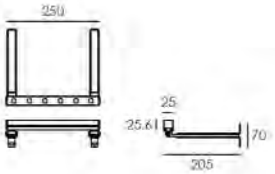

ITEM
B6JE1256
LIGHT SOURCE
12×1W
LENS
B38
LENS OPTIONAL DEGREE
30°
LENGTH(MM)
500
INPUT VOLTAGE(V)
DC 24V 120/240V
OPERATING CURRENT(MA)
24V=610 120V=130 240V=65
CONSUMPTION(W)
24V=14.5 120V=15.0 240V=15.0
LUMINANCE(LM)
low voltage: CW=950 WW=900
high voltage: CW=1080 WW=864
IK
02

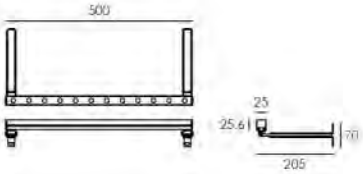

ITEM
B6JE2456
LIGHT SOURCE
24×1W
LENS
B38
LENS OPTIONAL DEGREE
30°
LENGTH(MM)
1000
INPUT VOLTAGE(V)
DC 24V 120/240V
OPERATING CURRENT(MA)
24V=1220 120V=295 240V=163
CONSUMPTION(W)
24V=29 120V=35 240V=35
LUMINANCE(LM)
low voltage: CW=1660 WW=1413
high voltage: CW=2140 WW=1976
IK
02

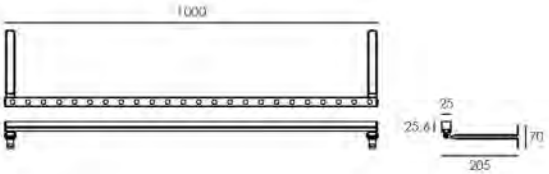

ANTI GLARE LOUVER

6004#

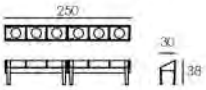

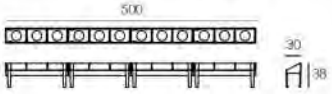

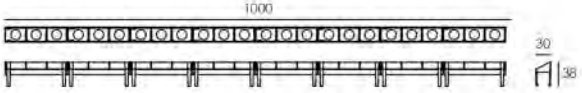

TRIAC PWM 1-10V DALI IP66 RoHS CE

EXTERNAL BRACKET
L=400 mm
*Length optional

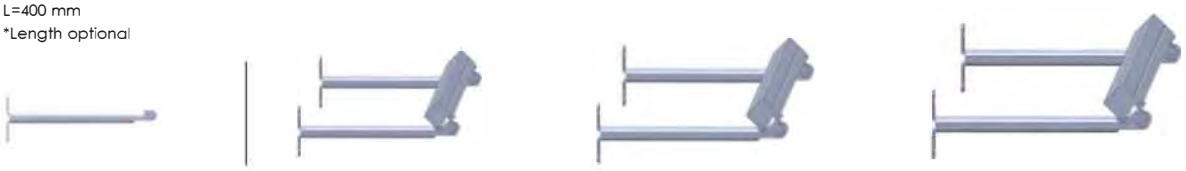

CONNECTION

LOW VOLTAGE INPUT (24VDC) POWER CABLE TYPE

·**Low votage input defult:** Twin LTPS type power cable with conducted input and output, waterproof
socket connector are not included(optional).

HIGH VOLTAGE INPUT (100V-240V) POWER CALBE WIRING TYPE

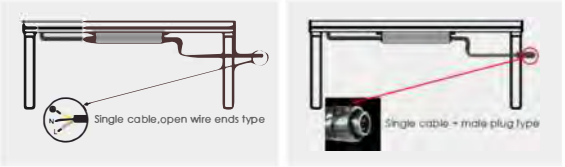

·**High votage input defult:** Single HSO type power cable, waterproof socket connector are not included(optional).

WATER PROOF SOLUTION

(low voltage)

(high voltage)

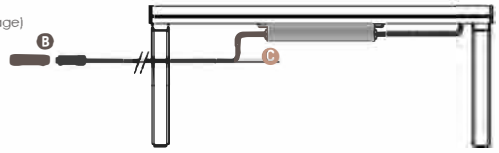

Ⓐ **Water stopper** (Included)
The luminaire will generate high temperature when used, which will generate negative pressure when the power is turned off also brings water vapor into the luminaire. That's why the device is needed to prevent the water vapor go in.

Ⓑ **IP65 Jiffy quick plug/socket connector** (Option)
To prevent water vapor into luminaire via wire which had been cut, the air contains lots of steams when raining, spray or in humid environment, the luminaire will generate high temperature when used, which will generate negative pressure when the power is turned off also brings water vapor into the luminaire.

Ⓒ **Hiper voltage driver** IP65

CCT

2,000K · 3,000K · 6,000K

LENS

B38

30° 40° 50°
60° 25°×50°

SPECIFICATION

HOUSING	Extruded aluminum anodized finshing
BRACKET	Hard chromeplated stainless steel SUS 304#
LIGHT WINDOW	Tempered glass.T=3mm
GASKET	Glass and housing are silicone sealed
LENS	Optical lens efficiency≥85%
LED	Single color ORSAM LED
OPERATING TEMPERATURE	-20˚C~40˚C
POWER CABLE	H03V-F 2X0.75mm² L=1.1m(low voltage) H05RN-F 3X1.0mm² L=1.1m(high voltage)
DIMMABLE SURPPORT	Triac PWM 1-10V Dali

2019-2021 NEW

ITEM
B6KD0657
LIGHT SOURCE
6×1.8W
LENS
B17
LENS OPTIONAL DEGREE
20°
LENGTH(MM)
254
INPUT VOLTAGE(V)
DC 24V 120/240V
OPERATING CURRENT(MA)
24V=580 120V=95 240V=50
CONSUMPTION(W)
24V=14 120V=11 240V=11.2
LUMINANCE(LM)
low voltage: CW=800 WW=724
high voltage: CW=760 WW=700
IK
05

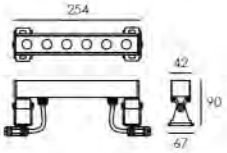

ITEM
B6KD1257
LIGHT SOURCE
12×1.5W
LENS
B17
LENS OPTIONAL DEGREE
20°
LENGTH(MM)
493
INPUT VOLTAGE(V)
DC 24V 120/240V
OPERATING CURRENT(MA)
24V=1000 120V=203 240V=109
CONSUMPTION(W)
24V=24 120V=24.4 240V=25.5
LUMINANCE(LM)
low voltage: CW=1485 WW=1263
high voltage: CW=1637 WW=1[illegible]2
IK
05

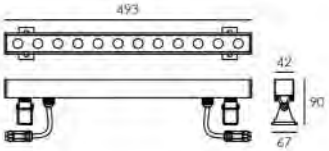

ITEM
B6KD2457
LIGHT SOURCE
24×1.5W
LENS
B17
LENS OPTIONAL DEGREE
30°
LENGTH(MM)
973
INPUT VOLTAGE(V)
DC 24V 120/240V
OPERATING CURRENT(MA)
24V=1985 120V=414 240V=212
CONSUMPTION(W)
24V=47 120V=48.0 240V=48.3
LUMINANCE(LM)
low voltage: CW=2900 WW=2470
high voltage: CW=3270 WW=2780
IK
05



ANTI GLARE LOUVER

6001#

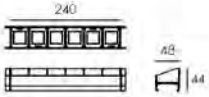

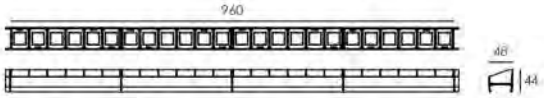

TRIAC PWM 1-10V DALI IP66 RoHS CE

CONNECTON

LOW VOLTAGE INPUT (24VDC) POWER CORD MODEL

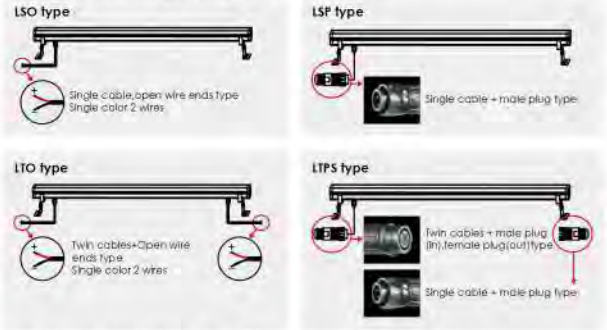

•**Low votage input defult:** Twin LTO type power cable, waterproof plugs are not included. (Other power cable type and plugs are optioinal)

HIGH VOLTAGE INPUT (100V-240V) POWER CORD WIRING MODEL

•**High votage input defult:** Single HSO type power cable, waterproof plugs are not included.
(Other power cable type and plugs are optioinal)

WATER PROOF SOLUTION

(low voltage)



(high voltage)

Ⓐ **Water stopper** (Included)
The luminaire will generate high temperature when used, which will generate negative pressure when the power is turned off also brings water vapor into the luminaire. That's why the device is needed to prevent the water vapor go in.

Ⓑ **IP65 Jiffy quick plug/socket connector** (Option)
To prevent water vapor into luminaire via wire which had been cut, the air contains lots of steams when raining, spray or in humid environment, the luminaire will generate high temperature when used, which will generate negative pressure when the power is turned off also brings water vapor into the luminaire.

Ⓒ **Hiper voltage driver** IP65

CCT

2,000K · 3,000K · 6,000K

LENS

B17 | 15° 20° 30° 50°

SPECIFICATION

HOUSING	Extruded aluminum anodized finshing
BRACKET	Hard chromeplated stainless steel SUS 304#
LIGHT WINDOW	Tempered glass.T=4mm
CABLE GLAND	IP68 PG-9 PA66
GASKET	Glass and housing are silicone sealed
LENS	Optical lens efficiency≥85%
LED	Single color ORSAM LED
OPERATING TEMPERATURE	-20˚C~40˚C
POWER CABLE	H03V-F 2X0.75mm² L=0.25m(low voltage) H03V-F 3X0.1mm² L=0.5m(high voltage)
DIMMABLE SUPPORT	Triac PWM 1-10V Dali

PHOTOMETRIC CURVES



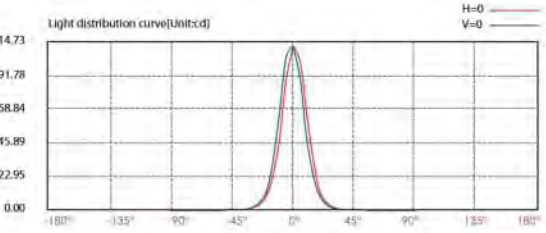

Lux distance cure

Illuminance at a distance

	Center beam LUX	Beam width V	Beam width H
2m	1733.11 LUX	0.7m	0.7m
4m	433.28 LUX	1.4m	1.4m
6m	192.57 LUX	2.2m	2.2m
8m	108.32 LUX	2.9m	2.9m
10m	69.32 LUX	3.6m	3.6m
12m	48.14 LUX	4.3m	4.3m

Ver.Spread:20.5 Horiz.Spread:20.6



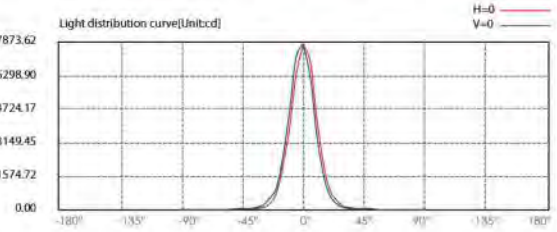

Lux distance cure

Illuminance at a distance

	Center beam LUX	Beam width V	Beam width H
2m	1935.12 LUX	0.7m	0.7m
4m	483.78 LUX	1.5m	1.5m
6m	215.01 LUX	2.2m	2.2m
8m	120.95 LUX	3.0m	3.0m
10m	77.40 LUX	3.7m	3.7m
12m	53.75 LUX	4.4m	4.4m

Ver.Spread:20.9 Horiz.Spread:21.0

2019-2021 NEW

ITEM
B6KE0657
LIGHT SOURCE
6×1.8W
LENS
B17
LENS OPTIONAL DEGREE
20°
LENGTH(MM)
254
INPUT VOLTAGE(V)
DC 24V 120/240V
OPERATING CURRENT(MA)
24V=580 120V=95 240V=50
CONSUMPTION(W)
24V=14 120V=11 240V=11.2
LUMINANCE(LM)
low voltage: CW=800 WW=724
high voltage: CW=760 WW=700
IK
05

(low voltage)

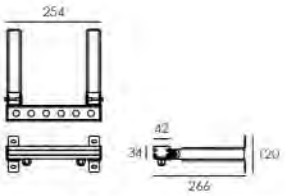

(high voltage)

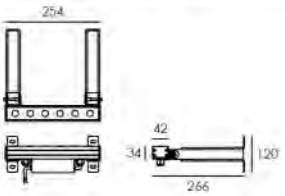

ITEM
B6KE1257
LIGHT SOURCE
12×1.5W
LENS
B17
LENS OPTIONAL DEGREE
20°
LENGTH(MM)
493
INPUT VOLTAGE(V)
DC 24V 120/240V
OPERATING CURRENT(MA)
24V=1000 120V=203 240V=109
CONSUMPTION(W)
24V=24 120V=24.4 240V=25.5
LUMINANCE(LM)
low voltage: CW=1485 WW=1263
high voltage: CW=1637 WW=1392
IK
05

(low voltage)

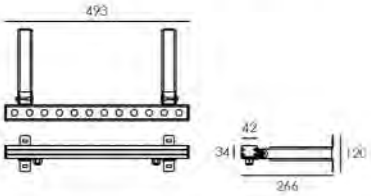

(high voltage)

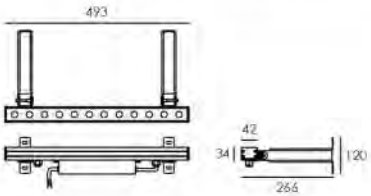

ITEM
B6KE2457
LIGHT SOURCE
24×1.5W
LENS
B17
LENS OPTIONAL DEGREE
30°
LENGTH(MM)
973
INPUT VOLTAGE(V)
DC 24V 120/240V
OPERATING CURRENT(MA)
24V=1985 120V=414 240V=212
CONSUMPTION(W)
24V=47 120V=48.0 240V=48.3
LUMINANCE(LM)
low voltage: CW=2900 WW=2470
high voltage: CW=3270 WW=2780
IK
05

(low voltage)

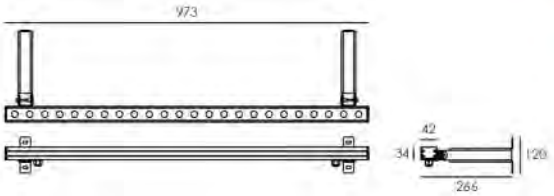

(high voltage)

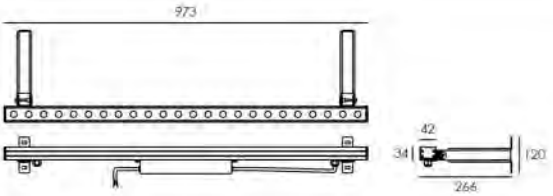

ANTI GLARE LOUVER

6001#

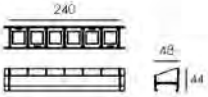

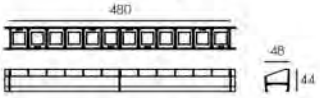

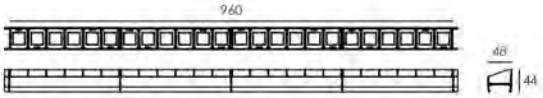

TRIAC PWM 1-10V DALI IP66 RoHS CE

EXTERNAL BRACKET
L=400 mm
*Length optional



CONNECTON

LOW VOLTAGE INPUT (24VDC) POWER CORD MODEL

LSO type



LSP type

LTO type

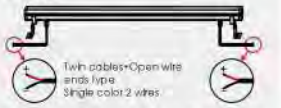

LTPS type



•Low votage input defult: Twin LTO type power cable, waterproof plugs are not included. (Other power cable type and plugs are optioinal)

HIGH VOLTAGE INPUT (100V-240V) POWER CORD WIRING MODEL

HSO type

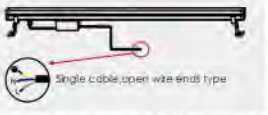

HSP type

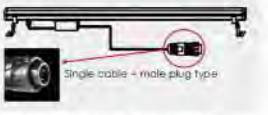

•High votage input defult: Single HSO type power cable, waterproof plugs are not included.
(Other power cable type and plugs are optioinal)

WATER PROOF SOLUTION

(low voltage)

(high voltage)

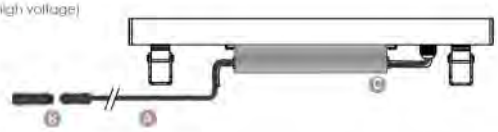

Ⓐ **Water stopper** (Included)
The luminaire will generate high temperature when used, which will generate negative pressure when the power is turned off also brings water vapor into the luminaire. That's why the device is needed to prevent the water vapor go in.

Ⓑ **IP65 Jiffy quick plug/socket connector** (Option)
To prevent water vapor into luminaire via wire which had been cut, the air contains lots of steams when raining, spray or in humid environment, the luminaire will generate high temperature when used, which will generate negative pressure when the power is turned off also brings water vapor into the luminaire.

Ⓒ **Hiper voltage driver** IP65

CCT

2,000K · 3,000K · 6,000K

LENS

B17 | 15° 20° 30° 50°

SPECIFICATION

HOUSING	Extruded aluminum anodized finshing
BRACKET	Hard chromeplated stainless steel SUS 304#
LIGHT WINDOW	Tempered glass.T=4mm
CABLE GLAND	IP68 PG-9 PA66
GASKET	Glass and housing are silicone sealed
LENS	Optical lens efficiency≥85%
LED	Single color ORSAM LED
OPERATING TEMPERATURE	-20°C~40°C
POWER CABLE	H005RN-F 2X1.5mm² L=1.1m(low voltage) H03V-F 3X1.0mm² L=1.1m(high voltage)
DIMMABLE SUPPORT	Triac PWM 1-10V Dali

6L Seriess
Symmetrical DC 24V 120/240V

2019-2021 NEW

ITEM
A6LD0658

LIGHT SOURCE
6×4W Nichia

LENS
A24

LENS OPTIONAL DEGREE
15°

LENGTH(MM)
500

INPUT VOLTAGE(V)
DC 24V 120/240V

OPERATING CURRENT(MA)
24V=1250 120V=222 240V=114

CONSUMPTION(W)
24V=25 120V=26 240V=26.1

LUMINANCE(LM)
CW(240V)=2236 WW=1990

IK
05

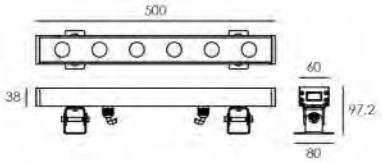

ITEM
A6LD1258

LIGHT SOURCE
12×4W Nichia

LENS
A24

LENS OPTIONAL DEGREE
15°

LENGTH(MM)
1000

INPUT VOLTAGE(V)
DC 24V 120/240V

OPERATING CURRENT(MA)
24V=2500 120V=425 240V=214

CONSUMPTION(W)
24V=50 120V=50 240V=51

LUMINANCE(LM)
CW(240V)=4417 WW=4108

IK
05

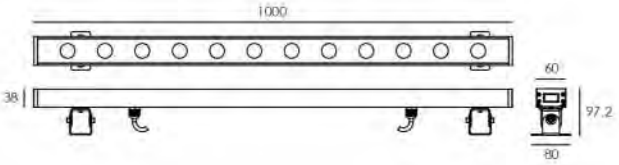

ANTI GLARE LOUVER

6005#

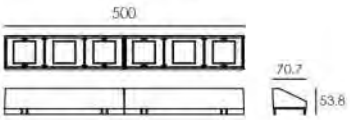

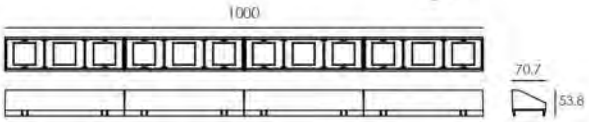

TRIAC PWM 1-10V DALI IP66 RoHS CE

CONNECTON

LOW VOLTAGE INPUT (24VDC) POWER CORD MODEL

LSO type

LSP type



LTO type



LTPS type



·Low votage input defult: Twin LTO type power cable, waterproof plugs are not included. (Other power cable type and plugs are optioinal)

HIGH VOLTAGE INPUT (100V-240V) POWER CORD WIRING MODEL

HSO type

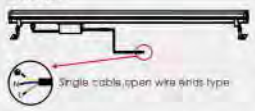

HSP type

·High votage input defult: Single HSO type power cable, waterproof plugs are not included.
(Other power cable type and plugs are optioinal)

WATER PROOF SOLUTION

(low voltage)



(high voltage)

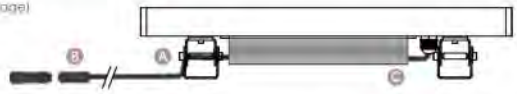

A **Water stopper** (Included)
The luminaire will generate high temperature when used, which will generate negative pressure when the power is turned off also brings water vapor into the luminaire. That's why the device is needed to prevent the water vapor go in.

B **IP65 Jiffy quick plug/socket connector** (Option)
To prevent water vapor into luminaire via wire which had been cut, the air contains lots of steams when raining, spray or in humid environment, the luminaire will generate high temperature when used, which will generate negative pressure when the power is turned off also brings water vapor into the luminaire.

C **Hiper voltage driver** IP65

ACCESSORIES

Coaccessoriesnnecton

CCT

2,000K · 3,000K · 6,000K

LENS

A24 | 15° 30° 15°×30° 15°×45°

SPECIFICATION

HOUSING	Extruded aluminum
BRACKET	12# Die-casting powder coated aluminum
LIGHT WINDOW	Tempered glass.T=4mm
CABLE GLAND	IP-68 PG-13.5 PA66
GASKET	Glass and housing are silicone sealed
LENS	Optical lens, efficiency≥85%
LED	NICHIA SMD 3535
OPERATING TEMPERATURE	-20°C~40°C
POWER CABLE	H07RN-F 2X1.5mm² L=0.25m(low voltage) H05RN-F 3X1.0mm² L=0.5m(high voltage)
DIMMABLE SUPPORT	Triac PWM 1-10V Dali

2019-2021 NEW

ITEM
A6LE0658
LIGHT SOURCE
6×4W Nichia
LENS
A24
LENS OPTIONAL DEGREE
15°
LENGTH(MM)
500
INPUT VOLTAGE(V)
DC 24V 120/240V
OPERATING CURRENT(MA)
24V=1250 120V=222 240V=114
CONSUMPTION(W)
24V=25 120V=26 240V=26.1
LUMINANCE(LM)
CW(240V)=2236 WW=1990
IK
05

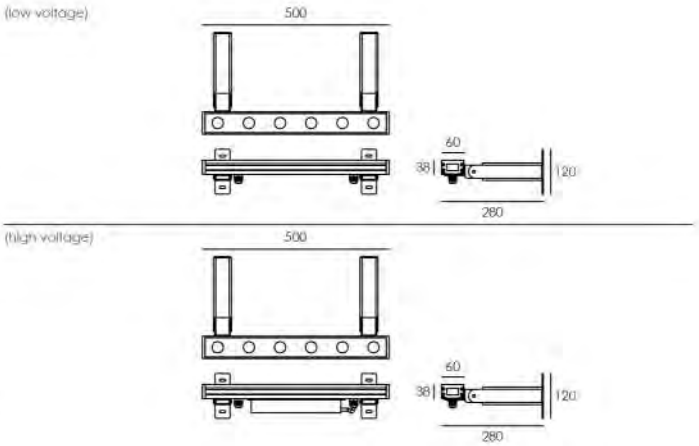

ITEM
A6LE1258
LIGHT SOURCE
12×4W Nichia
LENS
A24
LENS OPTIONAL DEGREE
15°
LENGTH(MM)
1000
INPUT VOLTAGE(V)
DC 24V 120/240V
OPERATING CURRENT(MA)
24V=2500 120V=425 240V=214
CONSUMPTION(W)
24V=50 120V=50 240V=51
LUMINANCE(LM)
CW(240V)=4417 WW=4108
IK
05

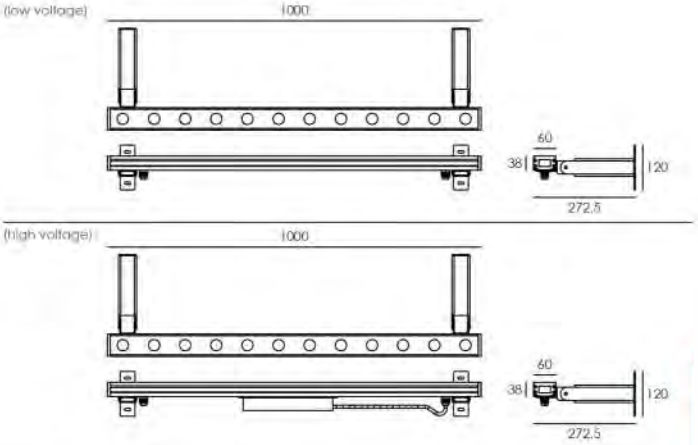

ANTI GLARE LOUVER

6005#

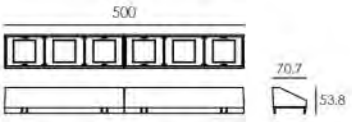

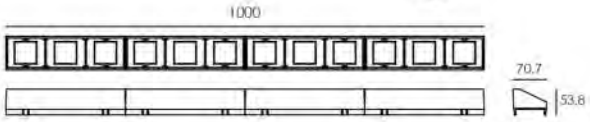

EXTERNAL BRACKET
L=400 mm
*Length optional

TRIAC PWM 1-10V DALI IP66 RoHS CE

CONNECTON

LOW VOLTAGE INPUT (24VDC) POWER CORD MODEL

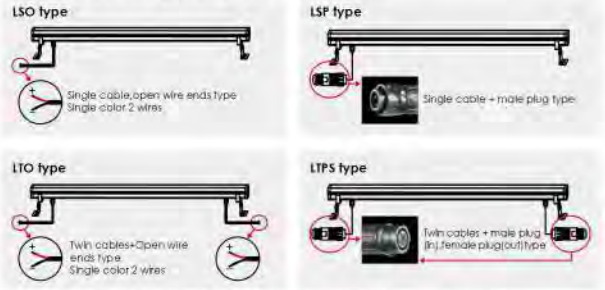

•**Low votage input defult:** Twin LTO type power cable, waterproof plugs are not included. (Other power cable type and plugs are optioinal)

HIGH VOLTAGE INPUT (100V-240V) POWER CORD WIRING MODEL

•**High votage input defult:** Single HSO type power cable, waterproof plugs are not included.
(Other power cable type and plugs are optioinal)

WATER PROOF SOLUTION

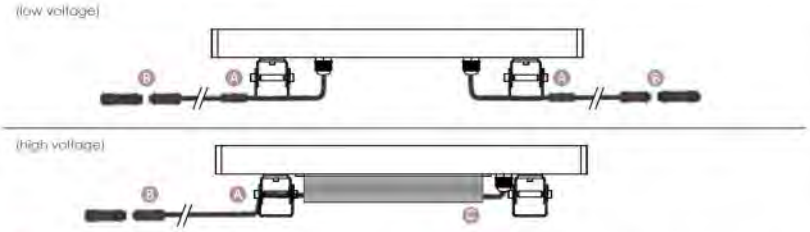

Ⓐ **Water stopper** (Included)
The luminaire will generate high temperature when used, which will generate negative pressure when the power is turned off also brings water vapor into the luminaire. That's why the device is needed to prevent the water vapor go in.

Ⓑ **IP65 Jiffy quick plug/socket connector** (Option)
To prevent water vapor into luminaire via wire which had been cut, the air contains lots of steams when raining, spray or in humid environment, the luminaire will generate high temperature when used, which will generate negative pressure when the power is turned off also brings water vapor into the luminaire.

Ⓒ **Hiper voltage driver** IP65

ACCESSORIES

Coaccessoriesnnecton

LENS

A24 | 15° 30° 15°×30° 15°×45°

CCT

2,000K · 3,000K · 6,000K

SPECIFICATION

HOUSING	Extruded aluminum,poder coated
BRACKET	12# Die-casting powder coated aluminum
LIGHT WINDOW	Tempered glass.T=4mm
CABLE GLAND	IP-68 PG-13.5 PA66
GASKET	Glass and housing are silicone sealed
LENS	Optical lens, efficiency≥85%
LED	NICHIA SMD 3535
OPERATING TEMPERATURE	-20˚C~40˚C
POWER CABLE	H07RN-F 2X1.5mm² L=1.1m(low voltage) H05RN-F 3X1.0mm² L=1.1m(high voltage)
DIMMABLE SUPPORT	Triac PWM 1-10V Dali

Surface Mounting
Wall Light
REVIEW
VERSION
2021

2019-2021 NEW

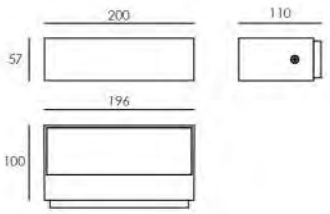

ITEM	LIGHT SOURCE	LENS DEGREE(°)θ1/2	INPUT VOLTAGE(V)	OPERATING CURRENT(MA)	CONSUMPTION(W)	LUMINANCE(LM)	IK
1ED7GBC0556 (ONE SIDE)	5×1W	92°×75°	24V DC 120/240	24V=226 240V=31	24V=5.4 240V=6.4	368	
2ED7GBC1056 (TWO SIDE)	10×1W	92°×75°	24V DC 120/240	24V=450 240V=56	24V=10.8 240V=12	368x2	03

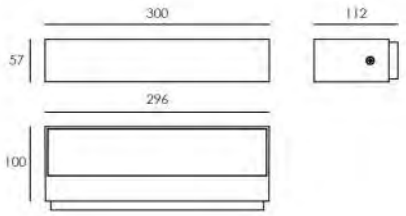

ITEM	LIGHT SOURCE	LENS DEGREE(°)θ1/2	INPUT VOLTAGE(V)	OPERATING CURRENT(MA)	CONSUMPTION(W)	LUMINANCE(LM)	IK
1ED7HBC0956 (ONE SIDE)	9×1W	92°×75°	24V DC 120/240	24V=410 240V=59	24V=9.8 240V=10.5	629	
2ED7HBC1856 (TWO SIDE)	18×1W	92°×75°	24V DC 120/240	24V=800 240V=97	24V=19.2 240V=20.9	629x2	04

BEAM DEMO

2ED7GBC1056

2ED7HBC1856

TRIAC PWM 1-10V DALI IP65 RoHS CE

• DIAGRAM OF INSTRUCTION

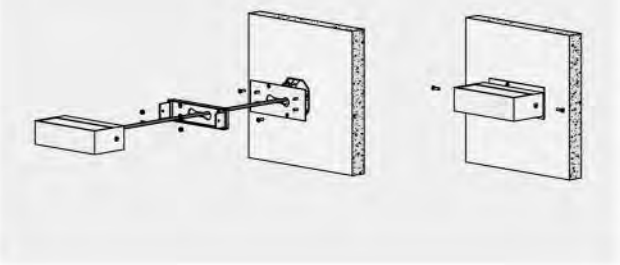

CCT

2000K · 3000K · 6000K

HOUSING COLOR OPTION

Basic

Sanded Dark Grey
KAP 7037

Secondary

Sanded Black
RAL 9005

Silver Grey
KAP 9022

SPECIFICATION

HOUSING	12# Die-casting dark grey powder coated aluminum T=60-80μm.Adhesion of ISO class 1/ASTM class 4B
Glass	T=3mm
GASKET	Tooling shaped seal
LED	OSRAM
DRIVER	Driver inside builded
OPERATING TEMPERATURE	-20˚C-40˚C
POWER CABLE	H05RN-F 2×1.0mm² L=0.3m(low voltage) H05RN-F 3×1.0mm² L=0.3m(high voltage)

PHOTOMETRIC

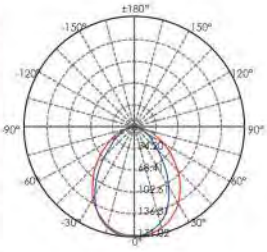

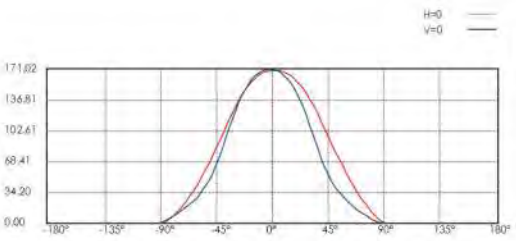

Lux distance Curve

Illuminance at a Distance

	Center Beam LUX	Beam Width V	Beam Width H
2m	42.34 LUX	4.2m	3.1m
4m	10.58 LUX	8.3m	6.1m
6m	4.70 LUX	12.5m	9.2m
8m	2.65 LUX	16.6m	12.2m
10m	1.69 LUX	20.8m	15.3m
12m	1.18 LUX	25.0m	18.3m

Vert.Spread:92.3 Horiz.Spread:74.7



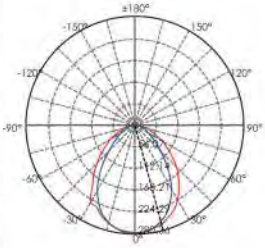

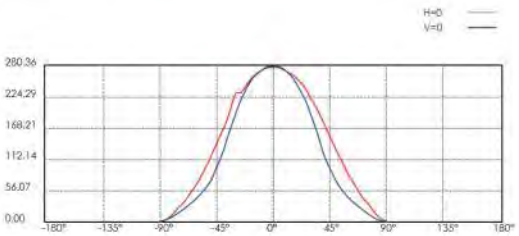

Lux distance Curve

Illuminance at a Distance

	Center Beam LUX	Beam Width V	Beam Width H
2m	69.08 LUX	4.1m	3.1m
4m	17.27 LUX	8.2m	6.2m
6m	7.68 LUX	12.3m	9.3m
8m	4.32 LUX	16.3m	12.4m
10m	2.76 LUX	20.4m	15.5m
12m	1.92 LUX	24.5m	18.6m

Vert.Spread:91.3 Horiz.Spread:75.6

TRIAC PWM 1-10V DALI IP65 RoHS CE

2019-2021 NEW

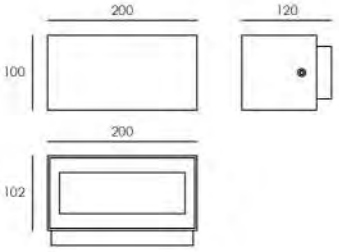

ITEM	LIGHT SOURCE	LENS DEGREE(°)θ1/2	INPUT VOLTAGE(V)	OPERATING CURRENT(MA)	CONSUMPTION(W)	LUMINANCE(LM)	IK
1ED7EBC0557 (ONE SIDE)	5×1.5W	97°×99°	DC 24V 120/240V	24V=320 120V=74 240V=41	24V=7.68 120V=7.5 240V=7.3	517	
2ED7EBC1057 (TWO SIDE)	10×1.5W	97°×99°	DC 24V 120/240V	24V=630 120V=143 240V=81	24V=15 120V=16.8 240V=17.2	517×2	02

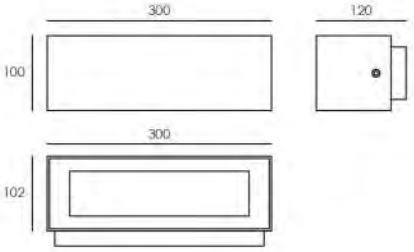

ITEM	LIGHT SOURCE	LENS DEGREE(°)θ1/2	INPUT VOLTAGE(V)	OPERATING CURRENT(MA)	CONSUMPTION(W)	LUMINANCE(LM)	IK
1ED7FBC0857 (ONE SIDE)	8×1.5W	100°×100°	DC 24V 240V	24V=536 240V=70	24V=12.8 240V=13.8	899	
2ED7FBC1657 (TWO SIDE)	16×1.5W	100°×100°	DC 24V 240V	24V=1000 240V=123	24V=24 240V=27.3	899×2	03

BEAM DEMO

2ED7EBC1057

2ED7FBC1657

TRIAC PWM 1-10V DALI IP65 RoHS CE

FEATURES

• DIAGRAM OF INSTRUCTION

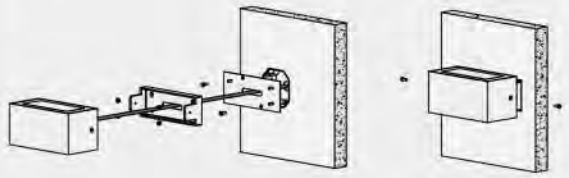

CCT

2000K · 3000K · 6000K

HOUSING COLOR OPTION

Basic

Sanded Dark Grey
KAP 7037

Secondary

Sanded Black
RAL 9005

Silver Grey
KAP 9022

SPECIFICATION

HOUSING	12# Die-casting dark grey powder coated aluminum T=60-80μm.Adhesion of ISO class 1/ASTM class 4B
Glass	T=3mm
GASKET	Tooling shaped seal
LED	OSRAM
DRIVER	Driver inside builded
OPERATING TEMPERATURE	-20˚C-40˚C
POWER CABLE	H05RN-F 2×1.0mm² L=0.3m(low voltage) H05RN-F 3×1.0mm² L=0.3m(high voltage)

PHOTOMETRIC



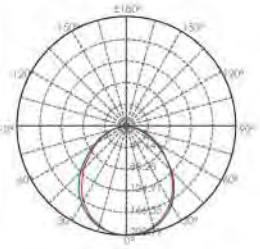

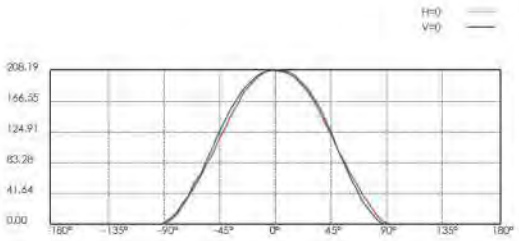

Lux distance Curve

	Illuminance at a Distance		
	Center Beam LUX	Beam Width V	Beam Width H
2m	51.63 LUX	4.5m	4.7m
4m	12.91 LUX	9.0m	9.4m
6m	5.74 LUX	13.5m	14.1m
8m	3.23 LUX	18.0m	18.9m
10m	2.07 LUX	22.5m	23.6m
12m	1.43 LUX	27.0m	28.3m
	Vert.Spread:96.9		Horiz.Spread:99.4



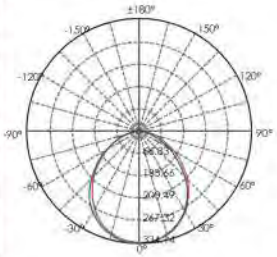

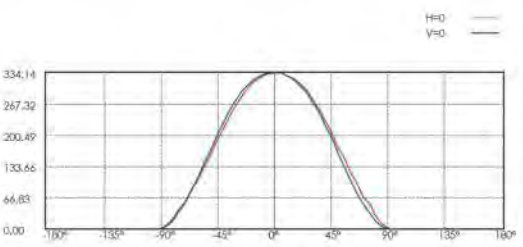

Lux distance Curve

	Illuminance at a Distance		
	Center Beam LUX	Beam Width V	Beam Width H
2m	82.99 LUX	4.8m	4.8m
4m	20.75 LUX	9.6m	9.5m
6m	9.22 LUX	14.4m	14.3m
8m	5.19 LUX	19.2m	19.0m
10m	3.32 LUX	24.0m	23.8m
12m	2.31 LUX	28.8m	28.5m
	Vert.Spread:100.5		Horiz.Spread:99.9

TRIAC PWM 1-10V DALI IP65 OUTDOOR RATED RoHS COMPLIANT CE

2019-2021 NEW

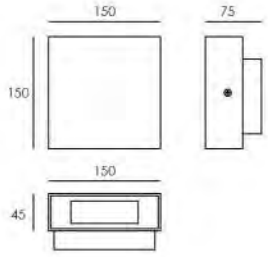

ITEM	LIGHT SOURCE	LENS DEGREE(°)θ1/2	INPUT VOLTAGE(V)	OPERATING CURRENT(MA)	CONSUMPTION(W)	LUMINANCE(LM)	IK
1ED7CBC0357 (ONE SIDE))	3×2W	87°×75°	24V DC 120/240V	24V=286 120V=78 240V=46	24V=6.85 120V=6 240V=6	369	
2ED7CBC0657 (TWO SIDE)	6×2W	87°×75°	24V DC 120/240V	24V=570 120V=90 240V=49	24V=13.6 120V=10.7 240V=10.8	369×2	03

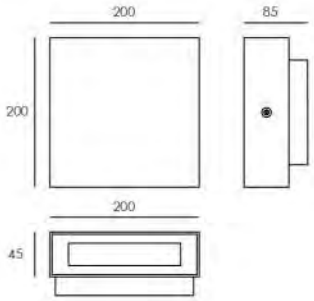

ITEM	LIGHT SOURCE	LENS DEGREE(°)θ1/2	INPUT VOLTAGE(V)	OPERATING CURRENT(MA)	CONSUMPTION(W)	LUMINANCE(LM)	IK
1ED7DBC0557 (ONE SIDE)	5×2W	93°×75°	DC 24V 120/240V	24V=462 120V=80 240V=50	24V=11 120V=9 240V=9.2	596	
2ED7DBC1057 (TWO SIDE)	10×2W	93°×75°	DC 24V 240V	24V=900 240V=85	24V=21.5 240V=17.8	596×2	01

BEAM DEMO

2ED7CBC0657 (TWO SIDE)

2ED7DBC1057 (TWO SIDE)

TRIAC PWM 1-10V DALI IP65 RoHS CE

FEATURES

• DIAGRAM OF INSTRUCTION

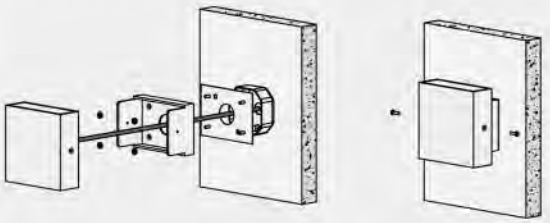

CCT

2000K · 3000K · 6000K

HOUSING COLOR OPTION

Basic

Sanded Dark Grey
KAP 7037

Secondary

Sanded Black
RAL 9005

Silver Grey
KAP 9022

SPECIFICATION

HOUSING	12# Die-casting dark grey powder coated aluminum T=60-80μm.Adhesion of ISO class 1/ASTM class 4B
Glass	T=3mm
GASKET	Tooling shaped seal
LED	OSRAM
DRIVER	Driver inside builded
OPERATING TEMPERATURE	-20˚C-40˚C
POWER CABLE	H05RN-F 2×1.0mm² L=0.3m(low voltage) H05RN-F 3×1.0mm² L=0.3m(high voltage)

PHOTOMETRIC



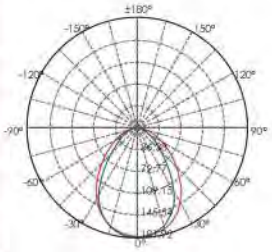

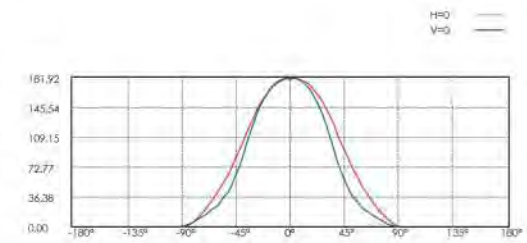

Lux distance Curve

Illuminance at a Distance	Center Beam LUX	Beam Width V	Beam Width H
2m	44.96 LUX	3.8m	3.1m
4m	11.24 LUX	7.7m	6.1m
6m	5.00 LUX	11.5m	9.2m
8m	2.81 LUX	15.3m	12.3m
10m	1.80 LUX	19.2m	15.4m
12m	1.25 LUX	23.0m	18.4m
Vert.Spread:87.6		Horiz.Spread:75.1	

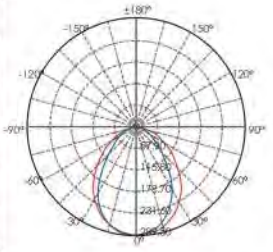

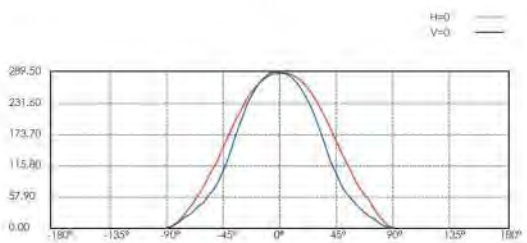

Lux distance Curve

Illuminance at a Distance	Center Beam LUX	Beam Width V	Beam Width H
2m	71.70 LUX	4.2m	3.1m
4m	17.92 LUX	8.4m	6.2m
6m	7.97 LUX	12.6m	9.2m
8m	4.48 LUX	16.9m	12.3m
10m	2.87 LUX	21.1m	15.4m
12m	1.99 LUX	25.3m	18.5m
Vert.Spread:93.0		Horiz.Spread:75.3	

TRIAC PWM 1-10V DALI IP65 RoHS CE

Unadjustable Angle Wall Washer

ITEM
D7AA0137

LIGHT SOURCE
1×3W NICHIA

REFLECTOR
R8

LENS OPTIONAL DEGREE
120°

INPUT VOLTAGE(V)
DC 24V 120/240V

OPERATING CURRENT(MA)
24V=134 120V=45 240V=26

CONSUMPTION(W)
24V=3.1 120V=5.3 240V=5.4

LUMINANCE(LM)
155

IK
06

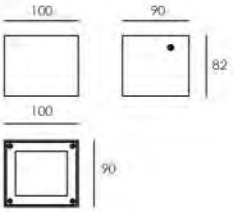

BEAM DEMO

• DIAGRAM OF INSTRUCTION

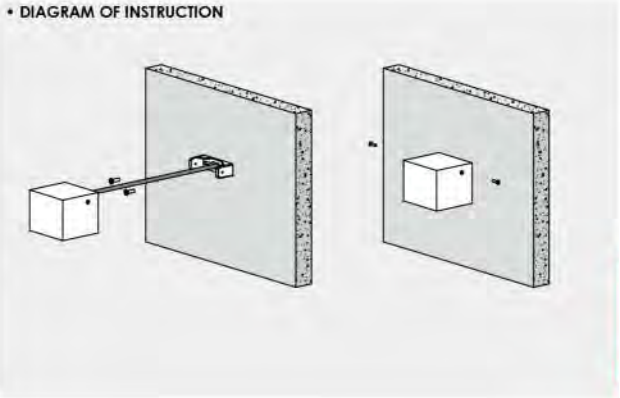

FEATURES

CCT

D7AA0137: 2000K · 3000K · 6000K

R7AF0126: 3000K · 6000K

OPTICAL

R8 | **15° 24° 38° 60°**

HOUSING COLOR OPTION

Basic

Sanded Dark Grey **KAP 7037**

Secondary

Sanded Black **RAL 9005**

Silver Grey **KAP 9022**

SPECIFICATION

HOUSING	12# Die-casting dark grey powder coated aluminum T=60-80μm.Adhesion of ISO class 1/ASTM class 4B
LIGHT WINDOW	UVstop & Fireproof PC T=6mm
GASKET	Tooling shaped seal
DRIVER	Main voltage 100V-240V driver inside builded
OPERATING TEMPERATURE	-20˚C-40˚C
POWER CABLE	H05RN-F 2×1.0mm² L=0.3m(low voltage) H05RN-F 3×1.0mm² L=0.3m(high voltage)

TRIAC PWM 1-10V DALI IP65 RoHS CE

ITEM
D7AB0237
LIGHT SOURCE
2×3W NICHIA
REFLECTOR

LENS OPTIONAL DEGREE
75°
INPUT VOLTAGE(V)
DC 24V 120/240V
OPERATING CURRENT(MA)
24V=268 120V=91 240V=52
CONSUMPTION(W)
24V=6.4 120V=10.7 240V=10.5
LUMINANCE(LM)
210×2
IK
06

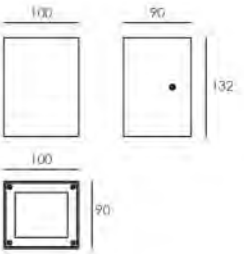

ITEM
D7AC0237
LIGHT SOURCE
2×3W NICHIA
REFLECTOR

LENS OPTIONAL DEGREE
up: 6° down: 75°
INPUT VOLTAGE(V)
DC 24V 120/240V
OPERATING CURRENT(MA)
24V=268 120V=91 240V=52
CONSUMPTION(W)
24V=6.2 120V=10.7 240V=10.5
LUMINANCE(LM)
up:** down:**
IK
06

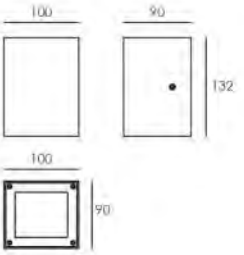

• DIAGRAM OF INSTRUCTION

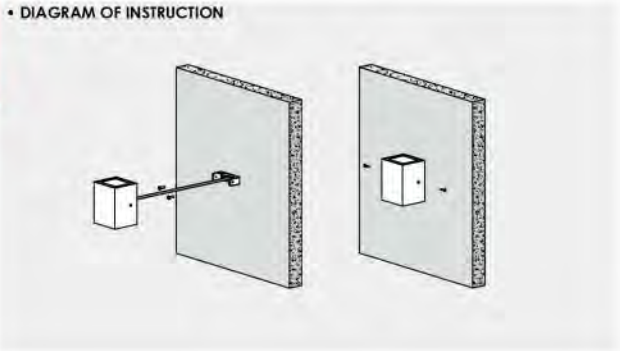

BEAM DEMO

D7AB0237

D7AC0237

FEATURES

• 面蓋細節

CCT

2000K · 3000K · 6000K

HOUSING COLOR OPTION

Basic

Sanded Dark Grey
KAP 7037

Secondary

Sanded Black
RAL 9005

Silver Grey
KAP 9022

SPECIFICATION

HOUSING	12# Die-casting dark grey powder coated aluminum T=60-80μm.Adhesion of ISO class 1/ASTM class 4B
LIGHT WINDOW	UVstop & Fireproof PC T=6mm
GASKET	Tooling shaped seal
DRIVER	Main voltage 100V-240V driver inside builded
OPERATING TEMPERATURE	-20˚C-40˚C
POWER CABLE	H05RN-F 2×1.0mm² L=0.3m(low voltage) H05RN-F 3×1.0mm² L=0.3m(high voltage)

IP65 OUTDOOR RATED RoHS CE

2019-2021 NEW

ITEM
B7EMG0459
LIGHT SOURCE
4×3.5W NICHIA
LENS
FB11B4
LENS OPTIONAL DEGREE
30°
INPUT VOLTAGE(V)
DC 24V 120V/240V
OPERATING CURRENT(MA)
24V=630 120V=146 240V=73
CONSUMPTION(W)
24V=15 120=17.5 240V=17
LUMINANCE(LM)
1206
IK
05

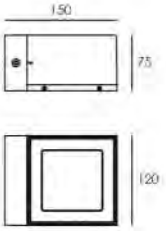

ITEM
B7FMG0958
LIGHT SOURCE
9×3W NICHIA
LENS
FB12B5
LENS OPTIONAL DEGREE
9°
INPUT VOLTAGE(V)
DC 24V 120V/240V
OPERATING CURRENT(MA)
24V=1170 120V=245 240V=133
CONSUMPTION(W)
24V=28 120V=29.6 240V=30
LUMINANCE(LM)
2632
IK
06

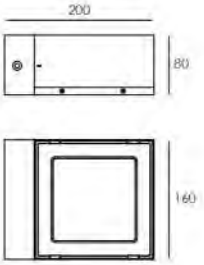

FEATURES

• 面蓋細節

• DIAGRAM OF INSTRUCTION

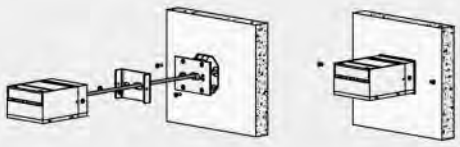

BEAM DEMO

B7EMG0459

B7FMG0958

TRIAC PWM 1-10V DALI IP66

ACCESSORIES(Optional)

ANTI-GLARE LOUVER

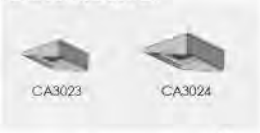

I'd	Item
CA3023	B7EMG0459
CA3024	B7FMG0958

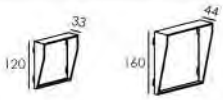

HOUSING COLOR OPTION

Basic

Sanded Dark Grey
KAP 7037

Secondary

Sanded Black
RAL 9005

Silver Grey
KAP 9022

CCT

2000K · 3000K · 6000K

OPTICAL

FB11B4	9°	15°	20°	30°	45°	60°
FB12B5	9°	15°	20°	30°	45°	60°

SPECIFICATION

HOUSING	12# Die-casting dark grey powder coated aluminum. T=60-80μm.Adhesion of ISO class 1/ASTM class 4B
LIGHT WINDOW	Tempered Glass.T=3mm
CABLE GLAND	IP68 PG-9 PA66
GASKET	Tooling shaped seal
LED	NICHIA
LED DRIVER	Constant Voltage Input,Constant Current Output
POWER CABLE	H05RN-F 2X1.0mm² L=0.3 m(low voltage) H05RN-F 3X1.0mm² L=0.3 m(high voltage)
DIMMABLE SUPPORT	Triac PWM 1-10V Dali

FAMILY ITEM APPLICATIONS

Spot Light

B3EME0459 B3FME0958 B3GME2558

• See page 102

Ceiling Down Light

B8ELB0459 B8FLB0958 B8GLB2558

• See page 214

PHOTOMETRIC



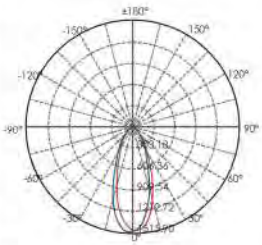

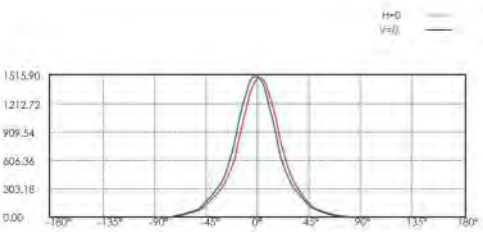

Lux distance Curve

Illuminance at a Distance

	Center Beam LUX	Beam Width V	Beam Width H
3m	369.27 LUX	1.4m	1.4m
4m	92.32 LUX	2.8m	2.8m
6m	41.03 LUX	4.2m	4.3m
8m	23.08 LUX	5.6m	5.7m
10m	14.77 LUX	7.0m	7.1m
12m	10.26 LUX	8.4m	8.5m

Vert.Spread:38.6 Horiz.Spread:39.0



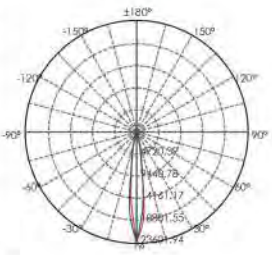

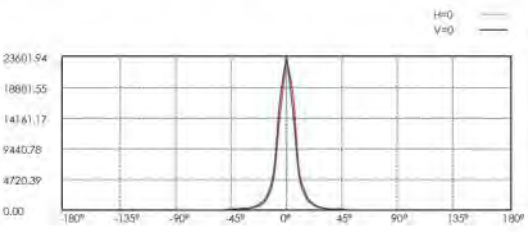

Lux distance Curve

Illuminance at a Distance

	Center Beam LUX	Beam Width V	Beam Width H
2m	3827.80 LUX	0.5m	0.5m
4m	1456.95 LUX	1.0m	1.0m
6m	647.53 LUX	1.5m	1.5m
8m	364.24 LUX	2.0m	2.0m
10m	233.11 LUX	2.4m	2.4m
12m	161.88 LUX	2.9m	2.9m

Vert.Spread:14.0 Horiz.Spread:14.0

2019-2021 NEW

ITEM	C7EMG0458
LIGHT SOURCE	4×3W NICHIA
LENS	C18
LENS OPTIONAL DEGREE	65°×55°
INPUT VOLTAGE(V)	120/240V
OPERATING CURRENT(MA)	120V=106 240V=56
CONSUMPTION(W)	120V=12.6 240V=12.6
LUMINANCE(LM)	520
IK	

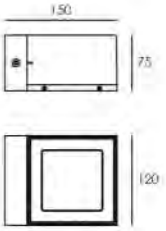

ITEM	C7FMG1057
LIGHT SOURCE	10×1.8W NICHIA
LENS	C18
LENS OPTIONAL DEGREE	85°×55°
INPUT VOLTAGE(V)	120/240V
OPERATING CURRENT(MA)	120V=165 240V=93
CONSUMPTION(W)	120V=20 240V=20.9
LUMINANCE(LM)	680
IK	

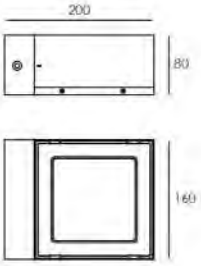

FEATURES

• 面套細節

• **DIAGRAM OF INSTRUCTION**

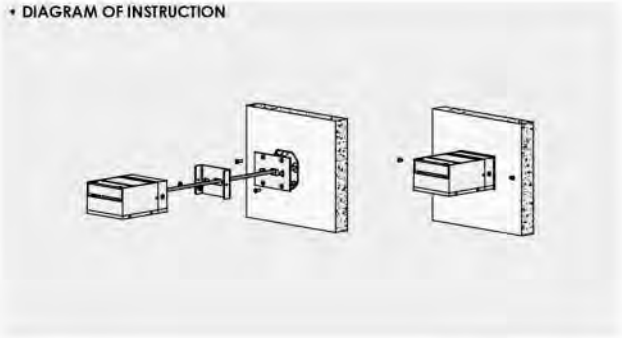

TRIAC PWM 1-10V DALI IP66

LIGHT APPLICATION



C7EMG0458



C7FMG1057

CCT

2,000K · 3,000K · 6,000K

OPTICAL

C18 | L01 80/60 F077YS

MATERIAL SPECIFICATIONS

HOUSING	12# Die-casting aark grey powaer coatea aluminum. T=60-80μm.Adhesion of ISO class 1/ASTM class 4B
LIGHT WINDOW	Tempered Glass.T=3mm
CABLE GLAND	IP68 PG-9 PA66
GASKET	Tooling shaped seal
LED	NICHIA
LED DRIVER	Constant Voltage Input,Constant Current Output
POWER CABLE	H05RN-F 2X1.0mm² L=0.3 m(low voltage) H05RN-F 3X1.0mm² L=0.3 m(high voltage)
DIMMABLE SUPPORT	Triac PWM 1-10V Dali

HOUSING COLOR OPTION

Basic

Sanded Dark Grey
KAP 7037

Secondary

Sanded Black
RAL 9005

Silver Grey
KAP 9022

FAMILY ITEM APPLICATIONS

Spot Light

C3EME0458

See page 106

C3FME1057

PHOTOMETRIC

2019-2021 NEW

ITEM
C7EKB0359
LIGHT SOURCE
3×3.5W
LENS
FC08B5
LENS OPTIONAL DEGREE
45°/35°
INPUT VOLTAGE(V)
DC 24V 120/240V
OPERATING CURRENT(MA)
24V=500 120V=120 240V=55
CONSUMPTION(W)
24V=13 120V=13.2 240V=13
LUMINANCE(LM)
811
IK
05

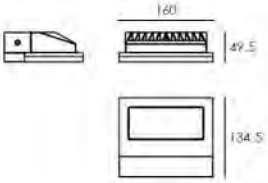

ITEM
C7FKB0559
LIGHT SOURCE
5×3.5W
LENS
FC07B4/FC08B5
LENS OPTIONAL DEGREE
45°/35°
INPUT VOLTAGE(V)
DC 24V 120/240V
OPERATING CURRENT(MA)
24V=750 120V=204 240V=97
CONSUMPTION(W)
24V=18 120V=22.5 240V=22
LUMINANCE(LM)
1370
IK
10

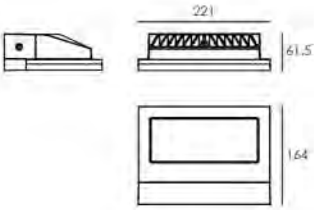

ITEM
C7GKB1259
LIGHT SOURCE
12×3W
LENS
FC08B5
LENS OPTIONAL DEGREE
45°/35°
INPUT VOLTAGE(V)
DC 24V 120/240V
OPERATING CURRENT(MA)
24V=1430 120V=368 240V=174
CONSUMPTION(W)
24V=35 120V=40.5 240V=40
LUMINANCE(LM)
2979
IK
10

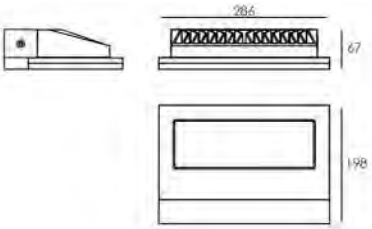

ITEM
C7HKB2158
LIGHT SOURCE
21×3W
LENS
FC07B4/FC08B5
LENS OPTIONAL DEGREE
45°/35°
INPUT VOLTAGE(V)
DC 24V 120/240V
OPERATING CURRENT(MA)
24V=2700 120V=506 240V=254
CONSUMPTION(W)
24V=65 120V=61 240V=60
LUMINANCE(LM)
5312
IK
10

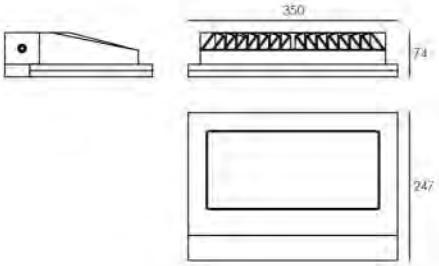

ITEM
C7IKB3058
LIGHT SOURCE
30×2.8W
LENS
FC07B4/FC08B5
LENS OPTIONAL DEGREE
45°/35°
INPUT VOLTAGE(V)
DC 24V 120/240V
OPERATING CURRENT(MA)
24V=4000 120V=820 240V=393
CONSUMPTION(W)
24V=96 120V=90.5 240V=88
LUMINANCE(LM)
6220
IK
06

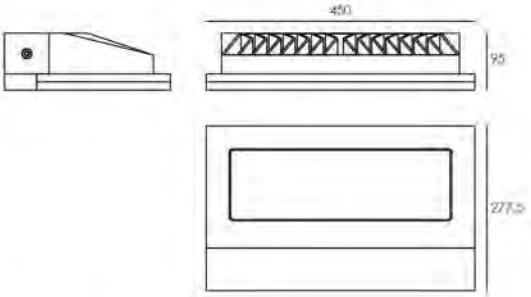

TRIAC PWM 1-10V DALI IP65 OUTDOOR RATED RoHS COMPLIANT CE

OVERVIEW

C7EKB0359

C7FKB0559

C7GKB1259

C7HKB2158

C7IKB3058

FEATURES

• 面蓋細節

• DIAGRAM OF INSTRUCTION

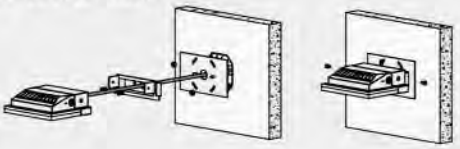

CCT

2,000K · 3,000K · 6,000K

OPTICAL

FC08B5	45° / 35°
FC07B4	45° / 35°

MATERIAL SPECIFICATIONS

HOUSING	12# Die-casting dark grey powder coated aluminum T=60-80μm.Adhesion of ISO class 1/ASTM class 4B
LIGHT WINDOW	UVstop & Fireproof PC T=6mm
GASKET	Tooling shaped seal
DRIVER	Main voltage 100V-240V driver inside builded
OPERATING TEMPERATURE	-20˚C-40˚C
POWER CABLE	H05RN-F 2×1.0mm² L=0.3m(low voltage) H05RN-F 3×1.0mm² L=0.3m(high voltage)

HOUSING COLOR OPTION

Basic

Sanded Dark Grey
KAP 7037

Secondary

Sanded Black
RAL 9005

Silver Grey
KAP 9022

FAMILY ITEM APPLICATIONS

Spot Light

B3EKA0359

B3FKA0559

B3GKA1259

B3HKA2158

B3IKA3058

• See page 100

PHOTOMETRIC

2019-2021 NEW

ITEM
C7FKB1057
LIGHT SOURCE
10×1.5W
LENS
C18
LENS OPTIONAL DEGREE
94°×76°
INPUT VOLTAGE(V)
120V/240V
OPERATING CURRENT(MA)
120V=174 240V=91
CONSUMPTION(W)
120V=20 240V=20.1
LUMINANCE(LM)
1372
IK
06

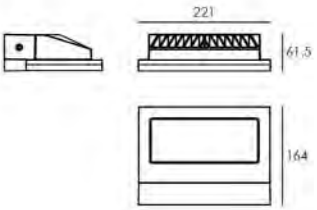

ITEM
C7GKB1257
LIGHT SOURCE
12×2W
LENS
C18
LENS OPTIONAL DEGREE
94°×76°
INPUT VOLTAGE(V)
DC 24V 120V/240V
OPERATING CURRENT(MA)
24V=1000 120V=211 240V=118
CONSUMPTION(W)
24V=24 120V=25 240V=26.3
LUMINANCE(LM)
24V=1684 240V=1808
IK
06

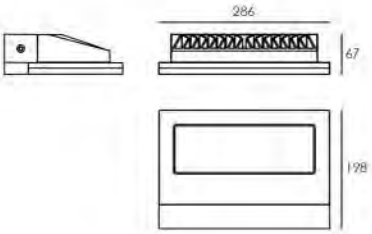

ITEM
C7HKB2157
LIGHT SOURCE
21×1.7W
LENS
C18
LENS OPTIONAL DEGREE
80°×60°
INPUT VOLTAGE(V)
120V/240V
OPERATING CURRENT(MA)
120V=318 240V=172
CONSUMPTION(W)
120V=37.8 240V=38
LUMINANCE(LM)
2257
IK
06

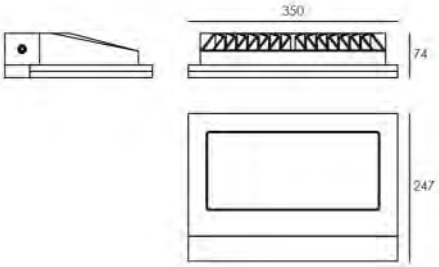

LIGHT APPLICATION

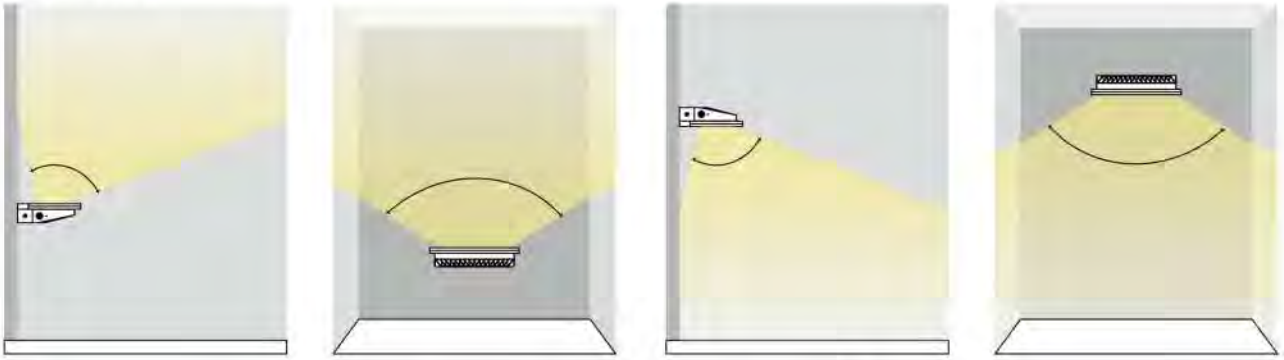

TRIAC PWM 1-10V DALI IP65 RoHS CE

OVERVIEW

C7FKB1057

C7GKB1257

C7HKB2157

FEATURES

• 面蓋細節

• DIAGRAM OF INSTRUCTION

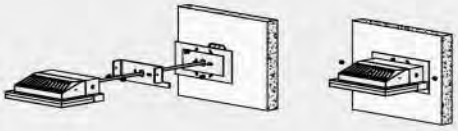

CCT

2,000K · 3,000K · 6,000K

OPTICAL

C18 | L01 80/60 F077YS

SPECIFICATION

HOUSING	12# Die-casting dark grey powder coated aluminum T=60-80μm.Adhesion of ISO class 1/ASTM class 4B
LIGHT WINDOW	UVstop & Fireproof PC T=6mm
GASKET	Tooling shaped seal
DRIVER	Main voltage 100V-240V driver inside builded
OPERATING TEMPERATURE	-20˚C-40˚C
POWER CABLE	H05RN-F 2×1.0mm² L=0.3m(low voltage) H05RN-F 3×1.0mm² L=0.3m(high voltage)

HOUSING COLOR OPTION

Basic

Sanded Dark Grey
KAP 7037

Secondary

Sanded Black
RAL 9005

Silver Grey
KAP 9022

FAMILY ITEM APPLICATIONS

Spot Light

C3FKA1057

C3GKB1257

C3HKA2157

• See page 104

PHOTOMETRIC



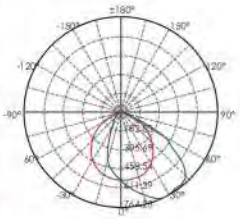

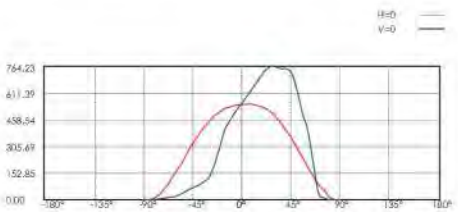

Lux distance Curve

Illuminance at a Distance

	Center Beam LUX	Beam Width V	Beam Width H
2m	136.34 LUX	4.3m	3.2m
4m	34.08 LUX	8.7m	6.3m
6m	15.15 LUX	13.0m	9.5m
8m	8.52 LUX	17.3m	12.6m
10m	5.45 LUX	21.7m	15.8m
12m	3.79 LUX	26.0m	18.9m

Vert.Spread:94.6 Horiz.Spread:76.5



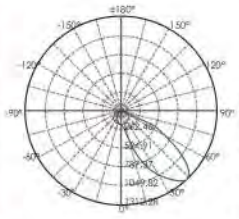

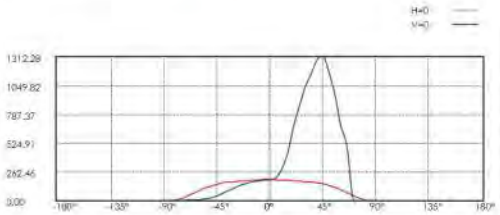

Lux distance Curve

Illuminance at a Distance

	Center Beam LUX	Beam Width V	Beam Width H
2m	48.00 LUX	3.3m	1.5m
4m	12.00 LUX	6.5m	3.0m
6m	5.33 LUX	9.8m	4.5m
8m	3.00 LUX	13.1m	6.0m
10m	1.92 LUX	16.3m	7.5m
12m	1.33 LUX	19.6m	9.0m

Vert.Spread:78.5 Horiz.Spread:61.0



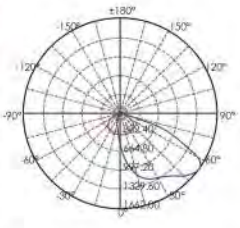

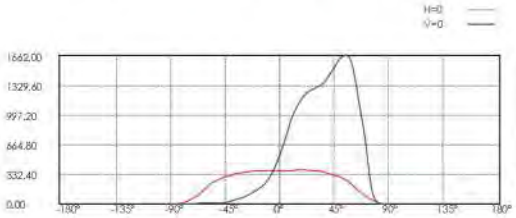

Lux distance Curve

Illuminance at a Distance

	Center Beam LUX	Beam Width V	Beam Width H
2m	92.73 LUX	3.6m	2.4m
4m	23.18 LUX	7.3m	4.8m
6m	10.30 LUX	10.7m	7.2m
8m	5.80 LUX	14.3m	9.6m
10m	3.71 LUX	17.8m	12.0m
12m	2.58 LUX	21.4m	14.4m

Vert.Spread:83.5 Horiz.Spread:62.1

TRIAC PWM 1-10V DALI IP65 OUTDOOR RATED RoHS COMPLIANT CE

ITEM
B7DH0124
REFLECTOR/LENS
1×4.5W COB
REFLECTOR
B54
LENS OPTIONAL DEGREE
24°
INPUT VOLTAGE(V)
DC 24V 240V
OPERATING CURRENT(MA)
24V=233 240V=48
CONSUMPTION(W)
24V=5.6 240V=6
LUMINANCE(LM)
WW=282
IK
05

OUTER DIMENSIONS (Unit: mm)

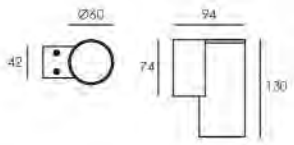

ITEM
R7AH0128
REFLECTOR
1×10W COB
REFLECTOR
R8
LENS OPTIONAL DEGREE
24°
INPUT VOLTAGE(V)
DC 24V 120/240V
OPERATING CURRENT(MA)
24V=480 120V=112 240V=63
CONSUMPTION(W)
24V=11.5 120V=13.1 240V=13.5
LUMINANCE(LM)
CW=1335 WW=1170
IK
10

OUTER DIMENSIONS (Unit: mm)

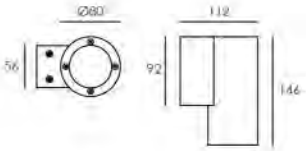

ITEM
R7BH0170
REFLECTOR
1×18W COB
W
R18
LENS OPTIONAL DEGREE
22°
INPUT VOLTAGE(V)
DC 24V 120/240V
OPERATING CURRENT(MA)
24V=833 120V=178 240V=96
CONSUMPTION(W)
24V=20 120V=20 240V=21.4
LUMINANCE(LM)
CW=1684 WW=1432
IK
10

OUTER DIMENSIONS (Unit: mm)

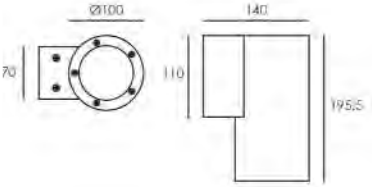

ITEM
R7CH0173
REFLECTOR
1×25W COB
REFLECTOR
R19
LENS OPTIONAL DEGREE
22°
INPUT VOLTAGE(V)
DC 24V 120/240V
OPERATING CURRENT(MA)
24V=1080 120V=270 240V=146
CONSUMPTION(W)
24V=26 120V=30 240V=31
LUMINANCE(LM)
CW=2615 WW=2412
IK
10

OUTER DIMENSIONS (Unit: mm)

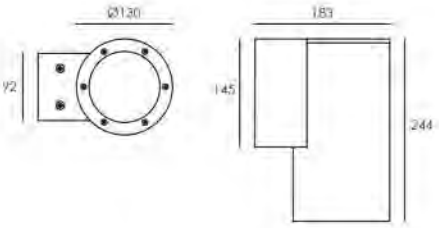

ITEM
R7EH0176
REFLECTOR
1×40W COB
REFLECTOR
R16
LENS OPTIONAL DEGREE
25°
INPUT VOLTAGE(V)
120/240V
OPERATING CURRENT(MA)
120V=372 240V=187
CONSUMPTION(W)
120V=44.8 240V=44.5
LUMINANCE(LM)
CW=4112 WW=3808
IK
06

OUTER DIMENSIONS (Unit: mm)

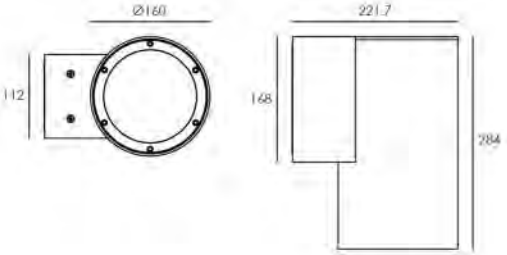

IP65 RoHS CE

FEATURES

• 面蓋細節

• DIAGRAM OF INSTRUCTION

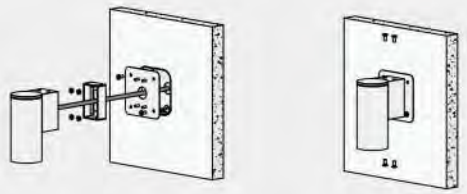

CCT

3,000K · 6,000K

HOUSING COLOR OPTION

Basic

Sanded Dark Grey
KAP 7037

Secondary

Sanded Black
RAL 9005

Silver Grey
KAP 9022

OPTICAL

R8	15°	24°	38°	60°
R18	12°	22°	35°	55°
R19	10°	22°	38°	
B54	15°	24°	38°	
R16	12°	25°	38°	

SPECIFICATION

HOUSING MATERIAL	Extruded aluminum alloy #6063
PAINTING	Powder coating ,T= 60-80 μm. Adhesion of ISOclass 1/ASTM class 4B
REFLECTOR	Optical reflector. efficiency≥85%
LED	NICHIA
OPERATING TEMPERATURE	-20°C- 40°C
POWER CABLE	H05RN-F 2X1.0mm² L=0.3m(low voltage) H05RN-F 3X1.0mm² L=0.3m(high voltage)
WEIGHT	R7AH0128: 1.0kg / R7BH0170: 1.9kg / R7CH0173: 2.5kg

IP65 OUTDOOR RATED RoHS COMPLIANT CE

PHOTOMETRIC

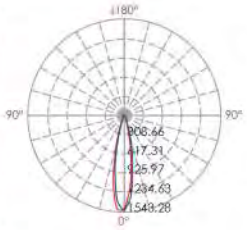

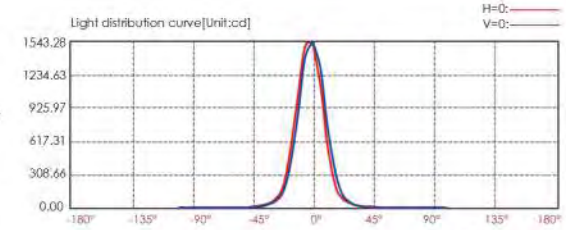

Lux distance cure

Illuminance at a Distance

	Center Beam LUX	Beam Width V	Beam Width H
2m	380.14 LUX	0.7m	0.7m
4m	95.03 LUX	1.5m	1.5m
6m	42.24 LUX	2.2m	2.2m
8m	23.76 LUX	2.9m	2.9m
10m	15.21 LUX	3.7m	3.7m
12m	10.56 LUX	4.4m	4.4m

Vert.Spread:20.8 Horiz.Spread:20.9



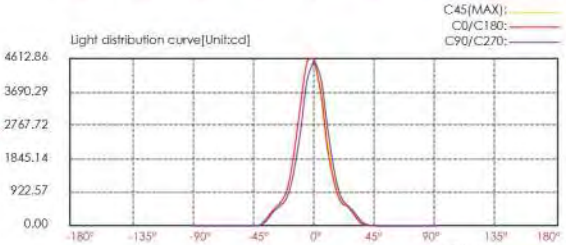

Lux distance cure

Illuminance at a distance

	Center beam LUX	Beam width V	Beam width H
2m	1152.71 LUX	0.8m	0.8m
4m	288.18 LUX	1.6m	1.6m
6m	128.08 LUX	2.4m	2.4m
8m	72.04 LUX	3.2m	3.3m
10m	46.11 LUX	4.0m	4.1m
12m	32.02 LUX	4.9m	4.9m

Ver.Spread:22.9 Horiz.Spread:23.0



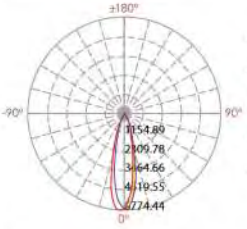

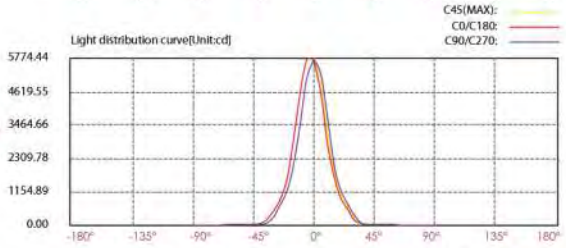

Lux distance cure

Illuminance at a distance

	Center beam LUX	Beam width V	Beam width H
2m	1421.67 LUX	0.9m	0.9m
4m	355.42 LUX	1.8m	1.8m
6m	157.96 LUX	2.6m	2.7m
8m	88.85 LUX	3.5m	3.5m
10m	56.87 LUX	4.4m	4.4m
12m	39.49 LUX	5.3m	5.3m

Ver.Spread:24.8 Horiz.Spread:24.9



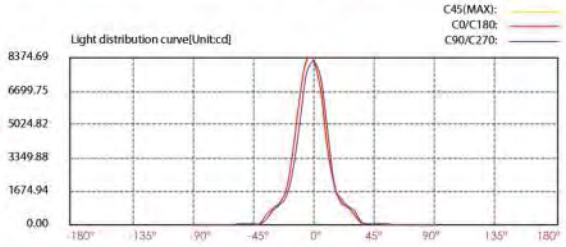

Lux distance cure

Illuminance at a distance

	Center beam LUX	Beam width V	Beam width H
2m	2076.64 LUX	0.9m	0.8m
4m	519.16 LUX	1.7m	1.7m
6m	230.74 LUX	2.6m	2.5m
8m	129.79 LUX	3.4m	3.4m
10m	83.07 LUX	4.3m	4.2m
12m	57.68 LUX	5.1m	5.1m

Ver.Spread:24.2 Horiz.Spread:23.8



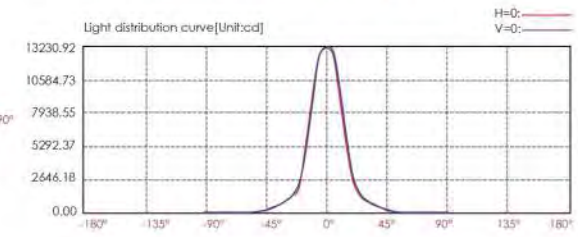

Lux distance cure

Illuminance at a Distance

	Center Beam LUX	Beam Width V	Beam Width H
2m	3274.96 LUX	0.9m	0.9m
4m	818.74 LUX	1.9m	1.9m
6m	363.88 LUX	2.8m	2.8m
8m	204.68 LUX	3.8m	3.8m
10m	131.00 LUX	4.7m	4.7m
12m	90.97 LUX	5.6m	5.7m

Vert.Spread:26.4 Horiz.Spread:26.7

ITEM
B7DH0224
LIGHT SOURCE
2×4.5W COB NICHIA
REFLECTOR
B54
LENS OPTIONAL DEGREE
24°
INPUT VOLTAGE(V)
DC 24V 240V
OPERATING CURRENT(MA)
24V=420 240V=49
CONSUMPTION(W)
24V=10 240V=10.7
LUMINANCE(LM)
WW=282x2
IK
05

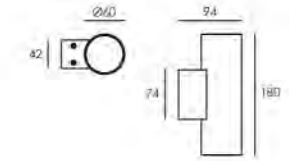

ITEM
R7AH0227
LIGHT SOURCE
2×8W COB NICHIA
REFLECTOR
R8
LENS OPTIONAL DEGREE
24°
INPUT VOLTAGE(V)
DC 24V 120/240V
OPERATING CURRENT(MA)
24V=832 120V=163 240V=91
CONSUMPTION(W)
24V=20 120V=20 240V=20.8
LUMINANCE(LM)
CW=1053x2 WW=986x2
IK
10

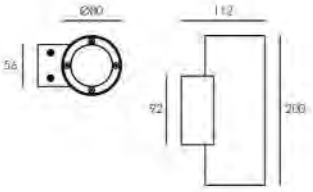

ITEM
R7BH0229
LIGHT SOURCE
2×12W COB NICHIA
REFLECTOR
R18
LENS OPTIONAL DEGREE
22°
INPUT VOLTAGE(V)
DC 24V 120/240V
OPERATING CURRENT(MA)
24V=1080 120V=210 240V=116
CONSUMPTION(W)
24V=26 120V=25.5 240V=25
LUMINANCE(LM)
CW=1289x2 WW=1079x2
IK
10

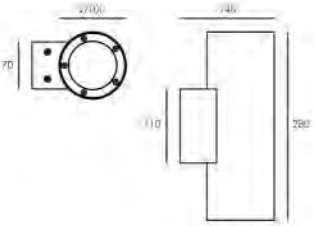

ITEM
R7CH0270
LIGHT SOURCE
2×18W COB NICHIA
REFLECTOR
R19
LENS OPTIONAL DEGREE
22°
INPUT VOLTAGE(V)
DC 24V 120/240V
OPERATING CURRENT(MA)
24V=1660 120V=340 240V=182
CONSUMPTION(W)
24V=40 120V=40.5 240V=42
LUMINANCE(LM)
CW=1795x2 WW=1617x2
IK
10

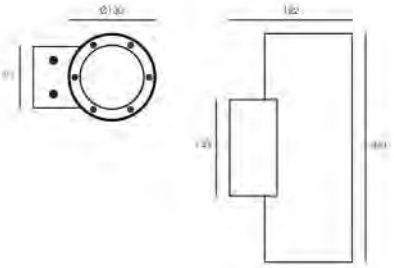

FEATURES

• 面蓋細節

IP65 RoHS CE

• DIAGRAM OF INSTRUCTION

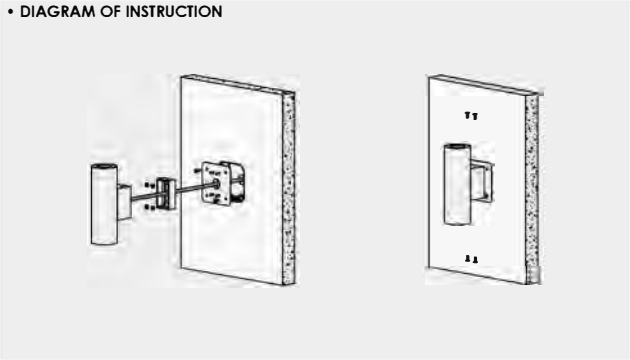



CCT

3,000K · 6,000K

HOUSING COLOR OPTION

Basic

Sanded Dark Grey
KAP 7037

Secondary

Sanded Black
RAL 9005

Silver Grey
KAP 9022

OPTICAL

B54	15°	24°	38°	
R18	12°	22°	35°	55°
R19	10°	22°	38°	
R8	15°	24°	38°	60°

SPECIFICATION

HOUSING MATERIAL	Extruded aluminum alloy #6063
PAINTING	Powder coating ,T= 60-80 μm. Adhesion of ISO class 1/ASTM class 4B
REFLECTOR	Optical reflector. efficiency≥85%
LED	NICHIA
OPERATING TEMPERATURE	-20°C- 40°C
POWER CABLE	H05RN-F 2X1.0mm² L=0.3m(low voltage) H05RN-F 3X1.0mm² L=0.3m(high voltage)
WEIGHT	R7AH0227: 1.4kg / R7BH0229: 2.7kg / R7CH0270: 4.6kg

PHOTOMETRIC



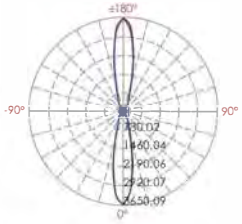

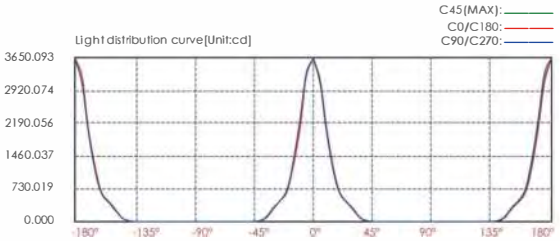

Lux distance cure

Illuminance at a distance

	Center beam LUX	Beam width V	Beam width H
2m	907.54 LUX	0.8m	0.8m
4m	226.89 LUX	1.6m	1.7m
6m	100.84 LUX	2.5m	2.5m
8m	56.72 LUX	3.3m	3.3m
10m	36.30 LUX	4.1m	4.2m
12m	25.21 LUX	4.9m	5.0m

Vert.Spread:23.5 Horiz.Spread:23.1



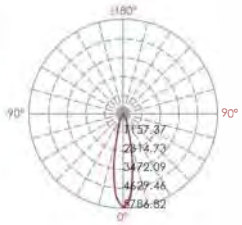

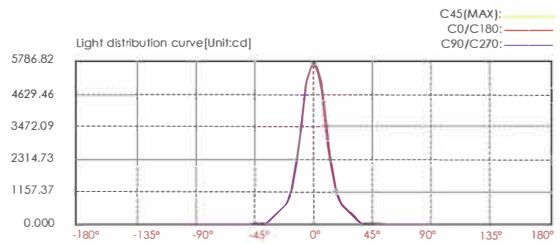

Lux distance cure

Illuminance at a distance

	Center beam LUX	Beam width V	Beam width H
2m	1433.55 LUX	0.8m	0.8m
4m	358.39 LUX	1.6m	1.6m
6m	159.28 LUX	2.4m	2.3m
8m	89.60 LUX	3.1m	3.1m
10m	57.34 LUX	3.9m	3.9m
12m	39.82 LUX	4.7m	4.7m

Vert.Spread:22.2 Horiz.Spread:22.0



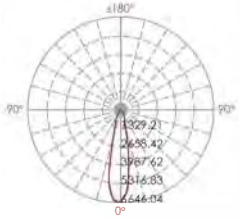

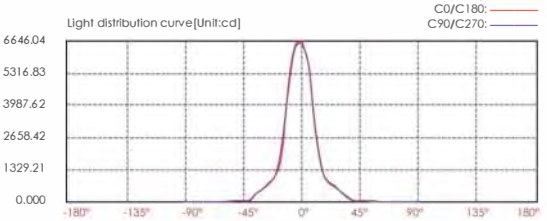

Lux distance cure

Illuminance at a distance

	Center beam LUX	Beam width V	Beam width H
2m	1659.74 LUX	0.8m	0.8m
4m	414.93 LUX	1.6m	1.6m
6m	184.42 LUX	2.5m	2.4m
8m	103.73 LUX	3.3m	3.1m
10m	66.39 LUX	4.1m	3.9m
12m	46.10 LUX	4.9m	4.7m

Vert.Spread:23.3 Horiz.Spread:22.2

IP65 RoHS CE

2019-2021 NEW

ITEM
B7AH0168
LIGHT SOURCE
1×10W
LENS
B83
LENS DEGREE(°)θ1/2
6°
INPUT VOLTAGE(V)
240V
OPERATING CURRENT(MA)
240V=61
CONSUMPTION(W)
240V=13
LUMINANCE(LM)
350
IK
06

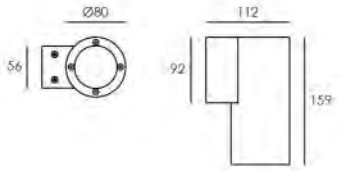

ITEM
B7AH0267
LIGHT SOURCE
2×8W
LENS
B83
LENS DEGREE(°)θ1/2
6°
INPUT VOLTAGE(V)
240V
OPERATING CURRENT(MA)
240V=90
CONSUMPTION(W)
240V=19.5
LUMINANCE(LM)
2×297
IK
06

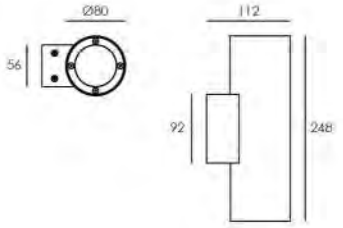

FEATURES

• 面套細節

• DIAGRAM OF INSTRUCTION

BEAM DEMO

B7AH0168

B7AH0267

CCT

3,000K · 6,000K

OPTICAL

B83 | 6°

HOUSING COLOR OPTION

Basic

Sanded Dark Grey
KAP 7037

Secondary

Sanded Black
RAL 9005

Silver Grey
KAP 9022

SPECIFICATION

HOUSING	12# Die-casting dark grey powder coated aluminum. T=60-80μm. Adhesion of ISO class 1/ASTM class 4B
LIGHT WINDOW	Glass T=3mm
GASKET	Tooling shaped seal
LED DRIVER	Main voltage 100V-240V driver inside builded
LED	CREE 3535
OPERATING TEMPERATURE	-20˚C-40˚C
POWER CABLE	H05RN-F 2×1.0mm² L=0.3m(low voltage) H05RN-F 3×1.0mm² L=0.3m(high voltage)

IP65 OUTDOOR RATED RoHS COMPLIANT CE

2019-2021 NEW

ITEM
D7BD0125
LIGHT SOURCE
1×4.5W
LENS
N/A
LENS OPTIONAL DEGREE
N/A
INPUT VOLTAGE(V)
DC 24V 240V
OPERATING CURRENT(MA)
24V=230 240V=29
CONSUMPTION(W)
24V=5.5 240V=6
LUMINANCE(LM)
24V=409
IK
08

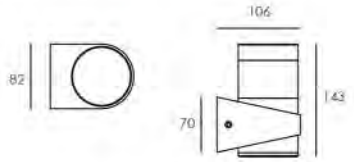

ITEM
D7BE0224
LIGHT SOURCE
2×4.5W
LENS
N/A
LENS OPTIONAL DEGREE
N/A
INPUT VOLTAGE(V)
DC 24V 240V
OPERATING CURRENT(MA)
24V=440 240V=46
CONSUMPTION(W)
24V=10.5 240V=10.4
LUMINANCE(LM)
24V=2×409
IK
08

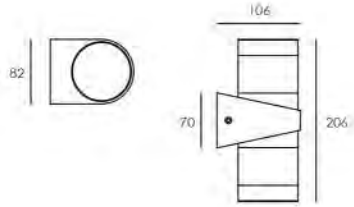

FEATURES

• 面套細節

• DIAGRAM OF INSTRUCTION

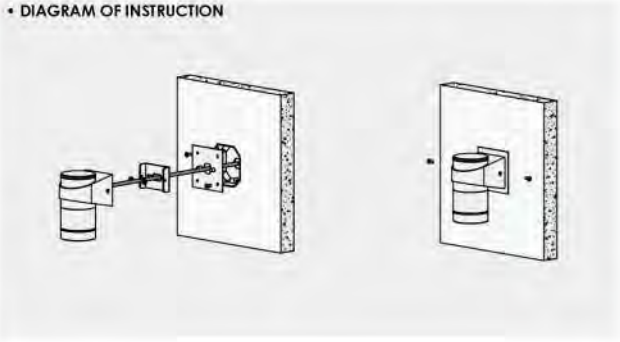

BEAM DEMO

D7BD0125

D7BE0224

CCT

3,000K · 6,000K

HOUSING COLOR OPTION

Basic

Sanded Dark Grey
KAP 7037

Secondary

Sanded Black
RAL 9005

Silver Grey
KAP 9022

SPECIFICATION

HOUSING	12# Die-casting dark grey powder coated aluminum T=60-80μm. Adhesion of ISO class 1/ASTM class 4B
LIGHT WINDOW	PMMA T=8mm
LED DRIVER	Constant Voltage Input,Constant Current Output
LED	NICHIA COB
OPERATING TEMPERATURE	-20°C-40°C
POWER CABLE	H05RN-F 3X1.0mm² L=0.3m(high voltage)

IP65 OUTDOOR RATED RoHS COMPLIANT CE

Unadjustable Angle Wall Washer

2019-2021 NEW

ITEM
D7BJ0125
LIGHT SOURCE
1×4.5W
LENS

LENS OPTIONAL DEGREE

INPUT VOLTAGE(V)
DC 24V 240V
OPERATING CURRENT(MA)
24V=230 240V=29
CONSUMPTION(W)
24V=5.5 240V=6
LUMINANCE(LM)
24V=447
IK
08

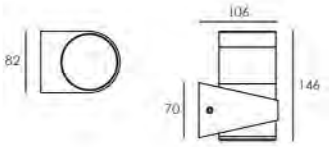

ITEM
D7BK0224
LIGHT SOURCE
2×4.5W
LENS

LENS OPTIONAL DEGREE

INPUT VOLTAGE(V)
DC 24V 240V
OPERATING CURRENT(MA)
24V=440 240V=46
CONSUMPTION(W)
24V=10.5 240V=10.4
LUMINANCE(LM)
24V=2×447
IK
08

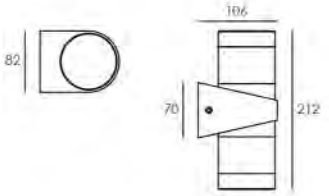

• DIAGRAM OF INSTRUCTION

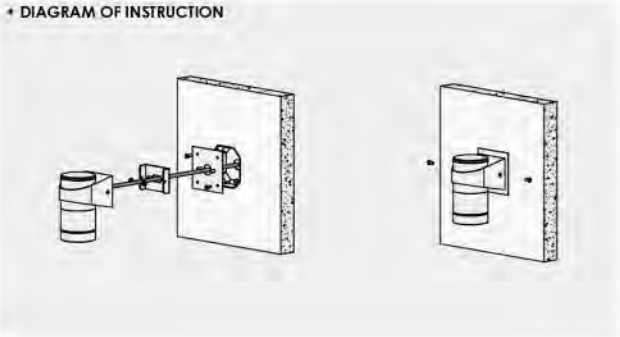

FEATURES

CCT

3,000K · 6,000K

HOUSING COLOR OPTION

Basic

Sanded Dark Grey
KAP 7037

Secondary

Sanded Black
RAL 9005

Silver Grey
KAP 9022

SPECIFICATION

HOUSING	12# Die-casting dark grey powder coated aluminum T=60-80μm. Adhesion of ISO class 1/ASTM class 4B
LIGHT WINDOW	PMMA T=8mm
LED DRIVER	Constant Voltage Input,Constant Current Output
LED	NICHIA COB
OPERATING TEMPERATURE	-20˚C-40˚C
POWER CABLE	H05RN-F 3X1.0mm² L=0.3m(high voltage)

IP65 RoHS CE

2019-2021 NEW

ITEM
R7BF0127

LIGHT SOURCE
1×8W

REFLECTOR
R8

LENS OPTIONAL DEGREE
24°

INPUT VOLTAGE(V)
DC 24V 120/240V

OPERATING CURRENT(MA)
24V=420 120V=** 240V=46

CONSUMPTION(W)
24V=10 120V=** 240V=8

LUMINANCE(LM)
689

IK
08

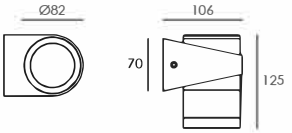

ITEM
R7BG0227

LIGHT SOURCE
2×8W

REFLECTOR
R8

LENS OPTIONAL DEGREE
24°

INPUT VOLTAGE(V)
DC 24V 120/240V

OPERATING CURRENT(MA)
24V=840 120V=** 240V=80

CONSUMPTION(W)
24V=20 120V=** 240V=16

LUMINANCE(LM)
2X750

IK
08

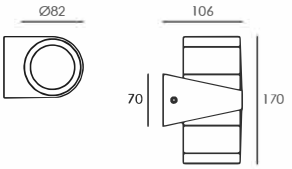

• DIAGRAM OF INSTRUCTION

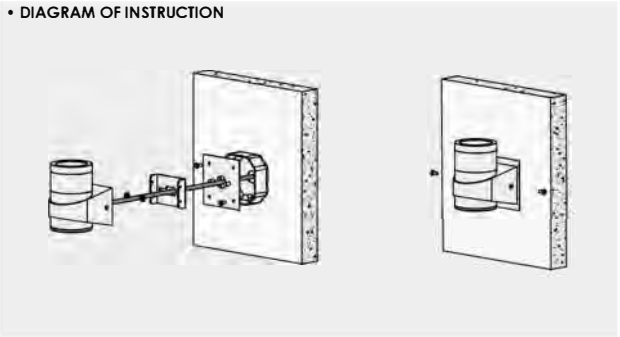

FEATURES

CCT
3,000K · 6,000K

OPTICAL

R8 | 15° 24° 38° 50°

HOUSING COLOR OPTION

Basic	Secondary	
Sanded Dark Grey **KAP 7037**	Sanded Black **RAL 9005**	Silver Grey **KAP 9022**

SPECIFICATION

HOUSING	12# Die-casting dark grey powder coated aluminum T=60-80μm. Adhesion of ISO class 1/ASTM class 4B
REFLECTOR	Optical Reflector, efficiency≥85%
LIGHT WINDOW	PMMA T=6mm
LED DRIVER	Constant Voltage Input,Constant Current Output
LED	NICHIA COB
OPERATING TEMPERATURE	-20˚C-40˚C
POWER CABLE	H05RN-F 3X1.0mm² L=0.3m(high voltage)

IP65 RoHS CE

2019-2021 NEW

ITEM
D7DK0110
LIGHT SOURCE
5W GU10
LENS OPTIONAL DEGREE
175°
INPUT VOLTAGE(V)
DC 24V 120/240V
OPERATING CURRENT(MA)
24V=** 120V=69 240V=41
CONSUMPTION(W)
24V=** 120V=** 240V=5
LUMINANCE(LM)
216
IK
07

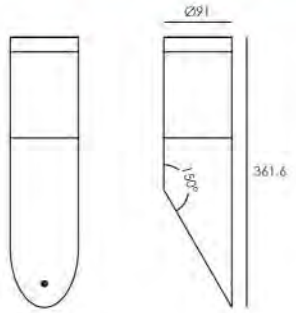

ITEM
D7FH0110
LIGHT SOURCE
5W GU10
LENS OPTIONAL DEGREE
175°
INPUT VOLTAGE(V)
DC 24V 120/240V
OPERATING CURRENT(MA)
24V=** 120V=69 240V=41
CONSUMPTION(W)
24V=** 120V=** 240V=5
LUMINANCE(LM)
242
IK
07

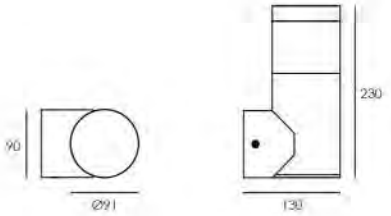

FEATURES

• 細節

• 細節

• DIAGRAM OF INSTRUCTION

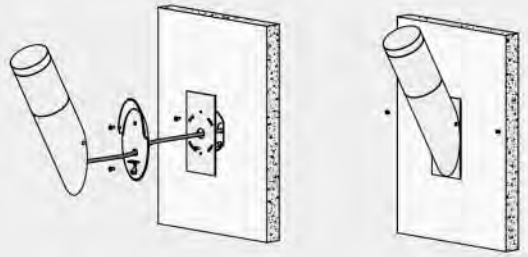

D7DK0110

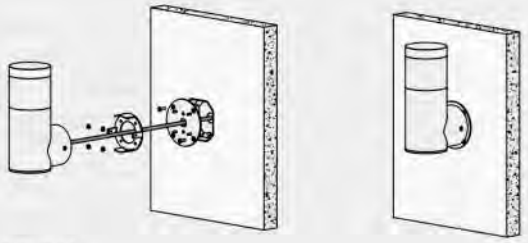

D7FH0110

LIGHTING SOURCES OPTION Pin GU-10

Halogen Lamp
- 50W maximum power limit
- Input voltage is according to halogen lamp spec.

LED Lamp
- Maximum power limit is according to GU10 pin spec.
- Input voltage is according to GU10 pin spec.

CCT

3,000K · 6,000K

HOUSING COLOR OPTION

Basic	Secondary	
Sanded Dark Grey **KAP 7037**	Sanded Black **RAL 9005**	Silver Grey **KAP 9022**

SPECIFICATION

HOUSING MATERIAL	Extruded aluminum alloy #6063
PAINTING	Powder coating, T= 60-80 μm. Adhesion of ISO class 1/ASTM class 4B
LIGHT WINDOW	PAMM T=5mm
LED	GU10 LED Lamp
OPERATING TEMPERATURE	-20°C- 40°C
POWER CABLE	H05RN-F 3X1.0mm² L=0.3m(high voltage)

IP65 OUTDOOR RATED RoHS COMPLIANT CE

Unadjustable Angle Wall Washer

2019-2021 NEW

ITEM
R7VE0126
LIGHT SOURCE
1×6W COB NICHIA
REFLECTOR
R7
LENS OPTIONAL DEGREE
24°
INPUT VOLTAGE(V)
DC 24V 240V
OPERATING CURRENT(MA)
24V=330 240V=36
CONSUMPTION(W)
24V=7.9 240V=6.9
LUMINANCE(LM)
240V=510
IK
04

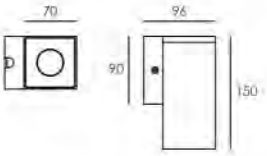

ITEM
R7WE0170
LIGHT SOURCE
1×18W COB NICHIA
REFLECTOR
R17
LENS OPTIONAL DEGREE
18°
INPUT VOLTAGE(V)
DC 24V 120/240V
OPERATING CURRENT(MA)
24V=800 120V=178 240V=90
CONSUMPTION(W)
24V=19.2 120V=20 240V=20
LUMINANCE(LM)
240V=1840
IK
05

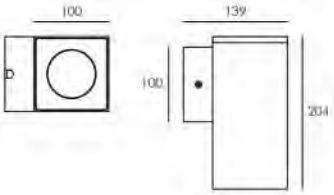

• DIAGRAM OF INSTRUCTION

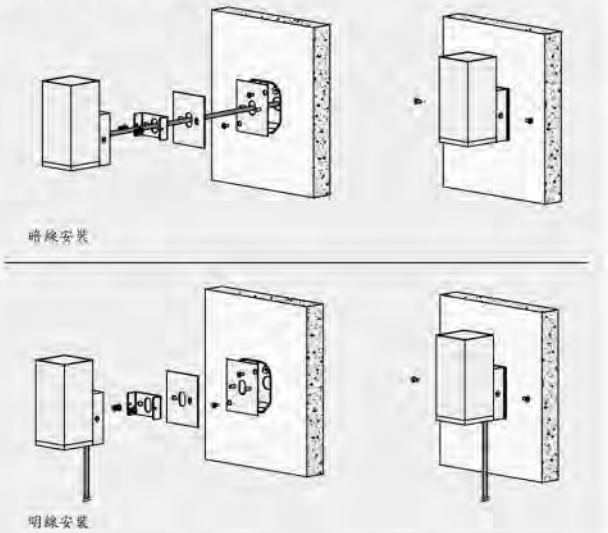

FEATURES

• 無螺絲面蓋

CCT

3,000K · 6,000K

OPTICAL

R7	18°	24°	32°
R17	12°	18°	32°

HOUSING COLOR OPTION

Basic
Sanded Dark Grey
KAP 7037

Secondary
Sanded Black
RAL 9005

Silver Grey
KAP 9022

SPECIFICATION

HOUSING	12# Die-casting dark grey powder coated aluminum. T=60-80μm.Adhesion of ISO class 1/ASTM class 4B
LIGHT WINDOW	PMMA
GASKET	Tooling shaped seal
LED DRIVER	Main voltage 100V-240V driver inside builded
LED	NICHIA
OPERATING TEMPERATURE	-20°C-40°C
POWER CABLE	H05RN-F 2×1.0mm² L=0.3m(low voltage) H05RN-F 3×1.0mm² L=0.3m(high voltage)

IP65 OUTDOOR RATED RoHS COMPLIANT CE

2019-2021 NEW

ITEM
R7VF0225
LIGHT SOURCE
2×5W
REFLECTOR
R7
LENS OPTIONAL DEGREE
24°
INPUT VOLTAGE(V)
DC 24V 120/240V
OPERATING CURRENT(MA)
24V=590 240V=68
CONSUMPTION(W)
24V=14 240V=15
LUMINANCE(LM)
240V=480×2
IK
04

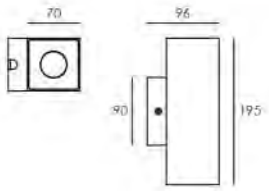

ITEM
R7WF0229
LIGHT SOURCE
2×12W
REFLECTOR
R17
LENS OPTIONAL DEGREE
18°
INPUT VOLTAGE(V)
DC 24V 120/240V
OPERATING CURRENT(MA)
24V=1080 120V=211 240V=116
CONSUMPTION(W)
24V=26 120V=26.5 240V=26
LUMINANCE(LM)
240V=1204×2
IK
05

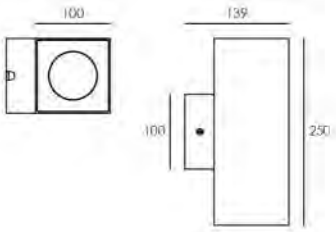

• DIAGRAM OF INSTRUCTION

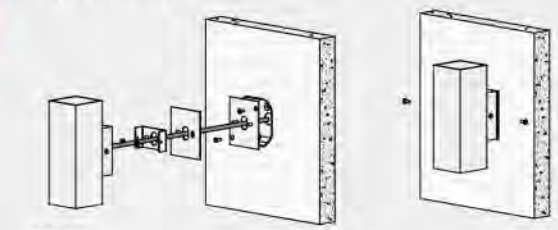

暗線安裝

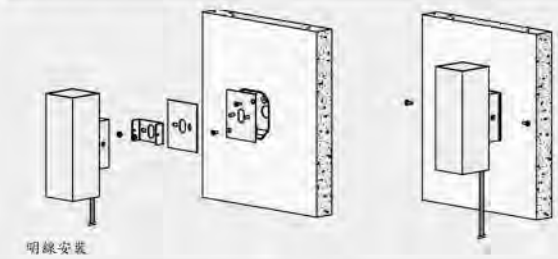

明線安裝

FEATURES

• 無螺絲面蓋

CCT

3,000K · 6,000K

OPTICAL

R7	18°	24°	32°
R17	12°	18°	32°

HOUSING COLOR OPTION

Basic
Sanded Dark Grey
KAP 7037

Secondary
Sanded Black
RAL 9005

Silver Grey
KAP 9022

SPECIFICATION

HOUSING	12# Die-casting dark grey powder coated aluminum. T=60-80μm.Adhesion of ISO class 1/ASTM class 4B
LIGHT WINDOW	PMMA
GASKET	Tooling shaped seal
LED DRIVER	Main voltage 100V-240V driver inside builded
LED	NICHIA
OPERATING TEMPERATURE	-20°C-40°C
POWER CABLE	H05RN-F 2×1.0mm² L=0.3m(low voltage) H05RN-F 3×1.0mm² L=0.3m(high voltage)

IP65 OUTDOOR RATED RoHS COMPLIANT CE

2019-2021 NEW

ITEM
D7FEC0357

LIGHT SOURCE
3×2W

LENS OPTIONAL DEGREE
75°×65°

INPUT VOLTAGE(V)
DC 24V 120/240V

OPERATING CURRENT(MA)
24V=330 120V=72 240V=40

CONSUMPTION(W)
24V=8 120V=8.5 240V=8.4

LUMINANCE(LM)
24V=413 240V=378

IK
03

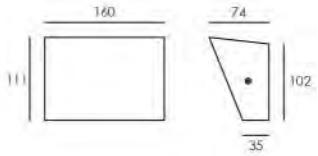

ITEM
D7FFC0558

LIGHT SOURCE
5×3W

LENS OPTIONAL DEGREE
75°×65°

INPUT VOLTAGE(V)
DC 24V 240V

OPERATING CURRENT(MA)
24V=660 240V=70

CONSUMPTION(W)
24V=15.8 240V=15.5

LUMINANCE(LM)
24V=803 240V=850

IK
05

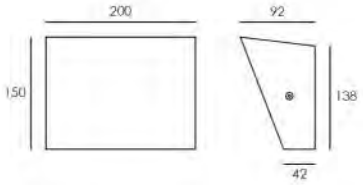

FEATURES

• 細節處

• DIAGRAM OF INSTRUCTION

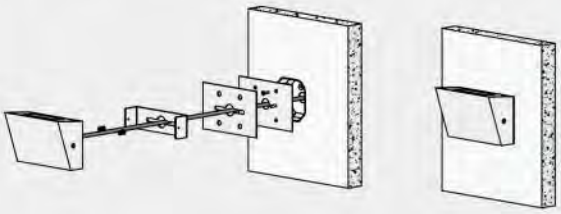

BEAM DEMO

D7FE0358

D7FF0558

CCT

3,000K · 6,000K

HOUSING COLOR OPTION

Basic

Sanded Dark Grey
KAP 7037

Secondary

Sanded Black
RAL 9005

Silver Grey
KAP 9022

SPECIFICATION

HOUSING	T=60-80μm. Adhesion of ISO class 1/ASTM class 4B 12# Die-casting powder coated aluminum.
LIGHT WINDOW	Tempered Glass. T=4mm
LED	NICHIA SMD3535
LED DRIVER	Constant Voltage Input, Constant Current Output
OPERATING TEMPERATURE	-20°C-40°C
POWER CABLE	H05RN-F 2×1.0mm²L=0.3m(low voltage) H05RN-F 3×1.0mm²L=0.3m(high voltage)
DIMMABLE SUPPORT	Triac PWM 1-10V Dali

IP65 OUTDOOR RATED RoHS COMPLIANT CE

ITEM
R7BC0129
LIGHT SOURCE
1×12W COB
REFLECTOR
R3
LENS OPTIONAL DEGREE
25°
INPUT VOLTAGE(V)
DC 24V 120/240V
OPERATING CURRENT(MA)
24V=576 120V=112 240V=64
CONSUMPTION(W)
24V=13.8 120V=14 240V=14.1
LUMINANCE(LM)
CW=834 WW=809
IK
05

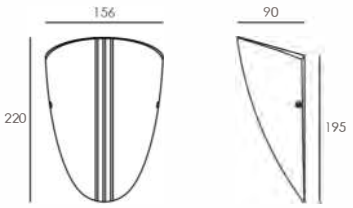

ITEM
B7BC0166
LIGHT SOURCE
1×6W SMD3535 NICHIA
LENS
B59
LENS OPTIONAL DEGREE
10°
INPUT VOLTAGE(V)
120/240V
OPERATING CURRENT(MA)
120V=108 240V=61
CONSUMPTION(W)
120V=7.8 240V=8.3
LUMINANCE(LM)
CW=500 WW=444
IK
05

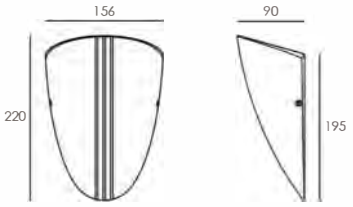

FEATURES

• 細節處

• DIAGRAM OF INSTRUCTION

BEAM DEMO



R7BC0129

B7BC0166

CCT

3,000K · 6,000K

OPTICAL

R3	25°		
B59	10°	15°	22°

HOUSING COLOR OPTION

Basic
Sanded Dark Grey
KAP 7037

Secondary
Sanded Black
RAL 9005

Silver Grey
KAP 9022

SPECIFICATION

HOUSING	12# Die-casting dark grey powder coated aluminum T=60-80μm.Adhesion of ISO class 1/ASTM class 4B
LIGHT WINDOW	Tempered glass.T=3.5mm
LED DRIVER	Constant Voltage Input,Constant Current Output
LED	NICHIA
OPERATING TEMPERATURE	-20˚C-40˚C
POWER CABLE	H05RN-F 2X1.0mm² L=0.3m(low voltage) H05RN-F 3X1.0mm² L=0.3m(high voltage)

IP65 RoHS CE

2019-2021 NEW

ITEM
D7CY0934
LIGHT SOURCE
9×0.5W NICHIA
INPUT VOLTAGE(V)
DC 24V 120/240V
OPERATING CURRENT(MA)
24V=250 120V=83 240V=46
CONSUMPTION(W)
24V=6 120V=6.3 240V=6.3
LUMINANCE(LM)
199
IK
07

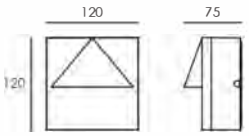

ITEM
D7CX0934
LIGHT SOURCE
9×0.5W NICHIA
INPUT VOLTAGE(V)
DC 24V 120/240V
OPERATING CURRENT(MA)
24V=250 120V=83 240V=46
CONSUMPTION(W)
24V=6 120V=6.3 240V=6.3
LUMINANCE(LM)
142
IK
07

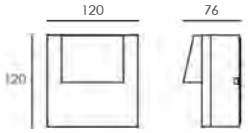

ITEM
D7CZ0934
LIGHT SOURCE
9×0.5W NICHIA
INPUT VOLTAGE(V)
DC 24V 120/240V
OPERATING CURRENT(MA)
24V=250 120V=82 240V=46
CONSUMPTION(W)
24V=6 120V=6.3 240V=6.3
LUMINANCE(LM)
70
IK
06

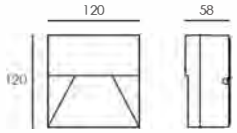



ITEM
D7CN1434
LIGHT SOURCE
12×0.5W
INPUT VOLTAGE(V)
DC 24V 240V
OPERATING CURRENT(MA)
24V=291 240V=32
CONSUMPTION(W)
24V=7 240V=7.5
LUMINANCE(LM)
24V=150 240V=112
IK
10

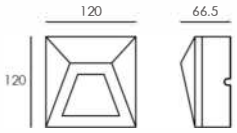

ITEM
D7CW2832
LIGHT SOURCE
28×0.08W OSRAM
INPUT VOLTAGE(V)
DC 24V 240V
OPERATING CURRENT(MA)
24V=105 240V=16
CONSUMPTION(W)
24V=2.5 240V=2.5
LUMINANCE(LM)
84
IK
05

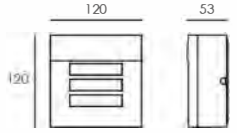

• DIAGRAM OF INSTRUCTION

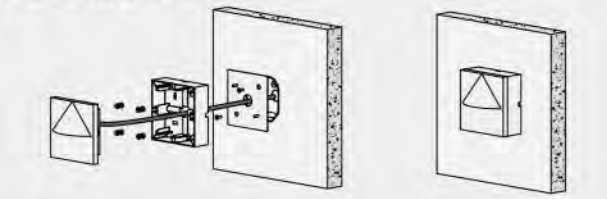

暗線安裝

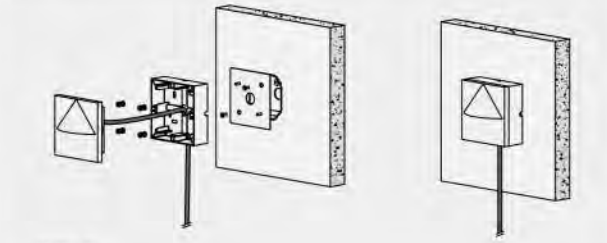

明線安裝

FEATURES

• 面蓋細節

CCT

2,000K · 3,000K · 6,000K

HOUSING COLOR OPTION

Basic

Sanded Dark Grey
KAP 7037

Secondary

Sanded Black
RAL 9005

Silver Grey
KAP 9022

SPECIFICATION

HOUSING	12# Die-casting aluminum T=20-25μm.Adhesion of ISO class 1/ ASTM class 4B high temperature painting
FRONT COVER	12# Die-casting aluminum
LIGHT WINDOW	D7CY0934 / D7CX0934 / D7CZ0934: Glass=2mm D7CW2832: UVstop & Fireproof PC=3mm
MOUNTING SLEEVE	ADC12# 151#
LIGHT SOURCE	OSRAM
LED DRIVER	Constant Voltage Input,Constant Current Output
OPERATING TEMPERATURE	-20˚C-40˚C
POWER CABLE	H05RN-F 3X1.0mm² L=0.3m(high voltage)
DIMMABLE SURPPORT	Triac PWM 1-10V Dali

PHOTOMETRIC



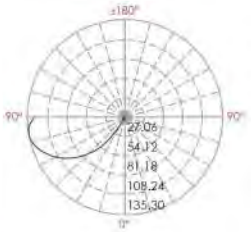

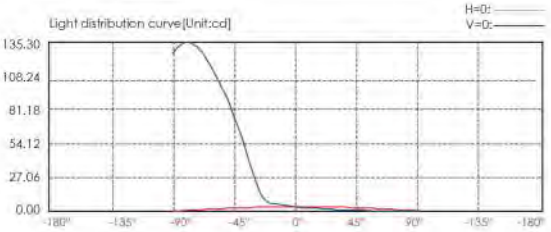

Lux distance cure

Illuminance at a distance

	Center beam LUX	Beam width V	Beam width H
2m	0.86 LUX	4.9m	1.7m
4m	0.21 LUX	9.9m	3.4m
6m	0.10 LUX	14.8m	5.1m
8m	0.05 LUX	19.7m	6.8m
10m	0.03 LUX	24.6m	8.5m
12m	0.02 LUX	29.6m	10.2m

Ver.Spread:101.9 Horiz.Spread:46.0



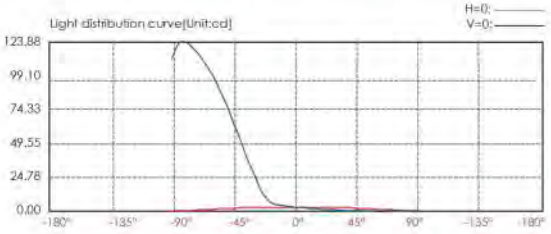

Lux distance cure

Illuminance at a distance

	Center beam LUX	Beam width V	Beam width H
2m	0.86 LUX	4.8m	1.6m
4m	0.21 LUX	9.5m	3.3m
6m	0.10 LUX	14.3m	4.9m
8m	0.05 LUX	19.0m	6.6m
10m	0.03 LUX	23.8m	8.2m
12m	0.02 LUX	28.5m	9.9m

Ver.Spread:99.9 Horiz.Spread:44.7

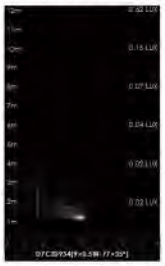

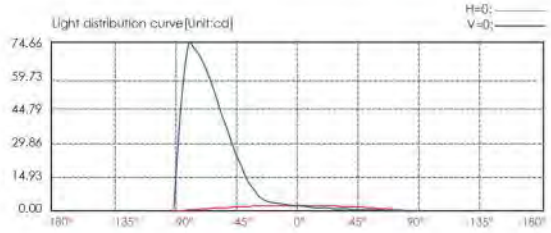

Lux distance cure

Illuminance at a distance

	Center beam LUX	Beam width V	Beam width H
2m	0.62 LUX	3.2m	1.3m
4m	0.16 LUX	6.4m	2.6m
6m	0.07 LUX	9.6m	3.8m
8m	0.04 LUX	12.7m	5.1m
10m	0.02 LUX	15.9m	6.4m
12m	0.02 LUX	19.1m	7.7m

Ver.Spread:77.1 Horiz.Spread:35.5

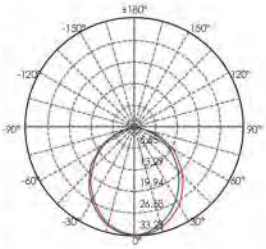

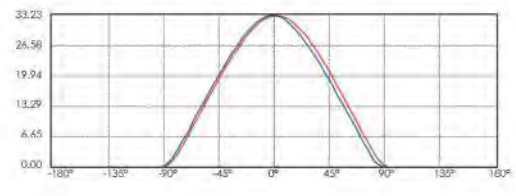

Lux distance Curve

Illuminance at a Distance

	Center Beam LUX	Beam Width V	Beam Width H
2m	7.11 LUX	5.1m	3.7m
4m	1.78 LUX	10.3m	7.5m
6m	0.79 LUX	15.4m	11.2m
8m	0.44 LUX	20.6m	15.0m
10m	0.28 LUX	25.7m	18.7m
12m	0.20 LUX	30.9m	22.4m

Vert.Spread:104.4 Horiz.Spread:86.2

2019-2021 NEW

ITEM
D7LY1234
LIGHT SOURCE
12×0.5W
INPUT VOLTAGE(V)
DC 24V 120/240V
OPERATING CURRENT(MA)
24V=250 120V=78 240V=45
CONSUMPTION(W)
24V=6 120V=6 240V=6
LUMINANCE(LM)
134
IK

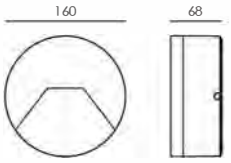



ITEM
D7LX1234
LIGHT SOURCE
12×0.5W
INPUT VOLTAGE(V)
DC 24V 120/240V
OPERATING CURRENT(MA)
24V=330 120V=91 240V=49
CONSUMPTION(W)
24V=7.9 120V=6.3 240V=6.3
LUMINANCE(LM)
266
IK

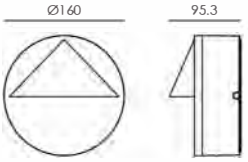

ITEM
D7KW3032
LIGHT SOURCE
30×0.07W
INPUT VOLTAGE(V)
DC 24V 240V
OPERATING CURRENT(MA)
24V=135 240V=14
CONSUMPTION(W)
24V=3.2 240V=3.2
LUMINANCE(LM)
142
IK

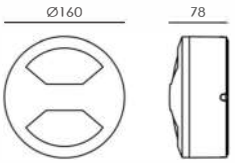



ITEM
D7KT3032
LIGHT SOURCE
30×0.07W
INPUT VOLTAGE(V)
DC 24V 240
OPERATING CURRENT(MA)
24V=135 240V=14
CONSUMPTION(W)
24V=3.2 240V=3.2
LUMINANCE(LM)
118
IK

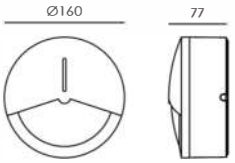



ITEM
D7KU3032
LIGHT SOURCE
30×0.07W
INPUT VOLTAGE(V)
DC 24V 240
OPERATING CURRENT(MA)
24V=135 240V=14
CONSUMPTION(W)
24V=3.2 240V=3.2
LUMINANCE(LM)
92
IK

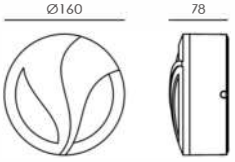

IP65 RoHS CE

• DIAGRAM OF INSTRUCTION

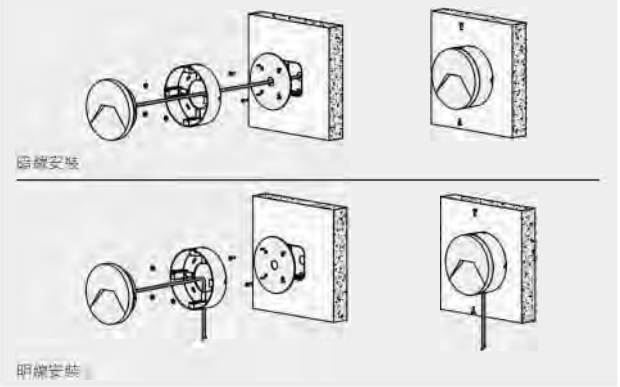

FEATURES

• 面蓋細節

CCT

3,000K · 6,000K

HOUSING COLOR OPTION

Basic	Secondary	
Sanded Dark Grey **KAP 7037**	Sanded Black **RAL 9005**	Silver Grey **KAP 9022**

SPECIFICATION

HOUSING	12# Die-casting dark grey powder coated aluminum T=60-80μm.Adhesion of ISO class 1/ASTM class 4B
LIGHT WINDOW	D7LY1234: UVstop & Fireproof PC T=1mm D7LX1234: UVstop & Fireproof PC T=2mm D7KW3023 / D7KT3032 / D7KU3032: UVstop & Fireproof PC T=2.5mm
GASKET	Tooling shaped seal
MOUNTING SLEEVE	ADC12# 149#
DRIVER	Constant Voltage Input,Constant Current Output
OPERATING TEMPERATURE	-20˚C-40˚C
POWER CABLE	H05RN-F 3×1.0mm² L=0.3m(high voltage)

PHOTOMETRIC

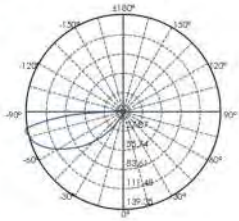

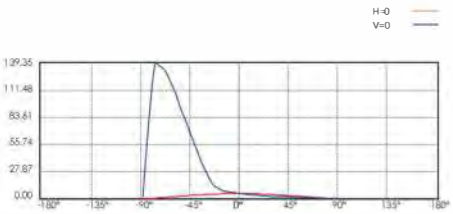

Lux distance Curve

Illuminance at a Distance

	Center Beam LUX	Beam Width V	Beam Width H
2m	1.25 LUX	3.4m	1.4m
4m	0.31 LUX	6.9m	2.8m
6m	0.14 LUX	10.3m	4.2m
8m	0.08 LUX	13.8m	5.7m
10m	0.05 LUX	17.2m	7.1m
12m	0.03 LUX	20.6m	8.5m

Vert.Spread:81.4 Horiz.Spread:38.9

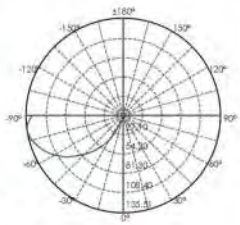

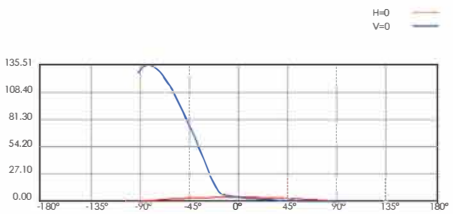

Lux distance Curve

Illuminance at a Distance

	Center Beam LUX	Beam Width V	Beam Width H
2m	1.01 LUX	5.2m	1.8m
4m	0.25 LUX	10.5m	3.5m
6m	0.11 LUX	15.7m	5.3m
8m	0.06 LUX	20.9m	7.1m
10m	0.04 LUX	26.2m	8.9m
12m	0.03 LUX	31.4m	10.6m

Vert.Spread:105.3 Horiz.Spread:47.8



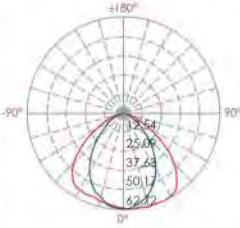

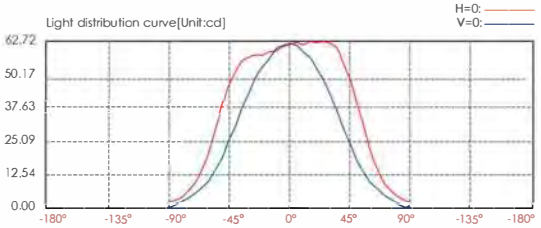

Lux distance cure

Illuminance at a distance

	Center beam LUX	Beam width V	Beam width H
2m	15.37 LUX	5.5m	3.6m
4m	3.84 LUX	11.0m	7.2m
6m	1.71 LUX	16.5m	10.9m
8m	0.96 LUX	22.0m	14.5m
10m	0.61 LUX	27.5m	18.1m
12m	0.43 LUX	33.0m	21.7m

Ver.Spread:108.0 Horiz.Spread:84.4



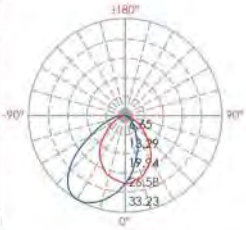

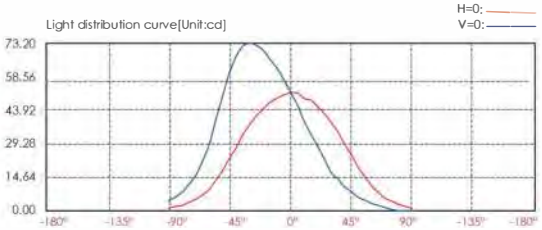

Lux distance cure

Illuminance at a distance

	Center beam LUX	Beam width V	Beam width H
2m	12.95 LUX	3.2m	2.7m
4m	3.24 LUX	6.4m	5.4m
6m	1.44 LUX	9.6m	8.2m
8m	0.81 LUX	12.8m	10.9m
10m	0.52 LUX	16.0m	13.6m
12m	0.36 LUX	19.2m	16.3m

Ver.Spread:77.2 Horiz.Spread:68.5



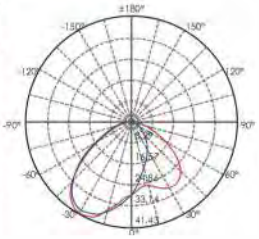

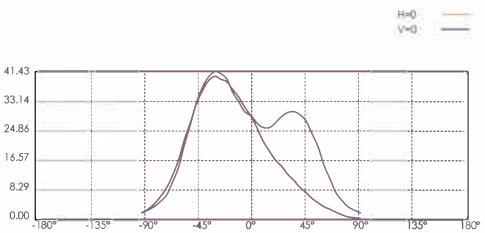

Lux distance Curve

Illuminance at a Distance

	Center Beam LUX	Beam Width V	Beam Width H
2m	7.11 LUX	5.1m	3.7m
4m	1.78 LUX	10.3m	7.5m
6m	0.79 LUX	15.4m	11.2m
8m	0.44 LUX	20.6m	15.0m
10m	0.28 LUX	25.7m	18.7m
12m	0.20 LUX	30.9m	22.4m

Vert.Spread:104.4 Horiz.Spread:86.2

2019-2021 NEW

ITEM
D7AL2832
LIGHT SOURCE
28×0.1W NICHIA
INPUT VOLTAGE(V)
DC 24V 240
OPERATING CURRENT(MA)
24V=125 240V=14
CONSUMPTION(W)
24V=3 240V=3
LUMINANCE(LM)
12
IK
08

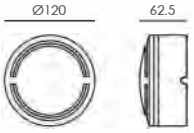

ITEM
D7AK1833
LIGHT SOURCE
18×0.15W NICHIA
INPUT VOLTAGE(V)
DC 24V 240
OPERATING CURRENT(MA)
24V=105 240V=27
CONSUMPTION(W)
24V=2.5 240V=3.3
LUMINANCE(LM)
150
IK
08

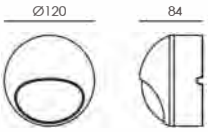

ITEM
D7AJ0634
LIGHT SOURCE
6×0.5W NICHIA
INPUT VOLTAGE(V)
DC 24V 240
OPERATING CURRENT(MA)
24V=100 240V=26
CONSUMPTION(W)
24V=2.4 240V=3
LUMINANCE(LM)
36
IK
07

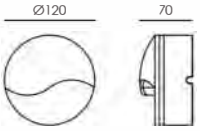

BEAM DEMO



D7AL2832



D7AK1833



D7AJ0634

IP65 RoHS CE

• DIAGRAM OF INSTRUCTION

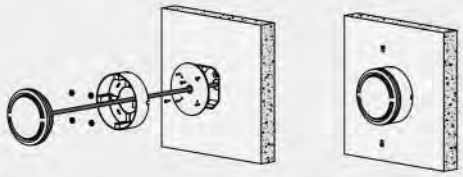

暗線安裝

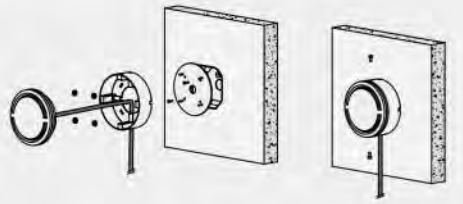

明線安裝

FEATURES

• 面蓋細節

• 面蓋細節

• 面蓋細節

CCT

2,000K · 3,000K · 6,000K

SPECIFICATION

HOUSING	12# Die-casting dark grey powder coated aluminum T=60-80μm.Adhesion of ISO class 1/ASTM class 4B
LIGHT WINDOW	UVstop & Fireproof PC T=6mm
GASKET	Tooling shaped seal
DRIVER	Constant Voltage Input,Constant Current Output
OPERATING TEMPERATURE	-20˚C-40˚C
POWER CABLE	H05RN-F 3×1.0mm² L=0.3m(high voltage)

HOUSING COLOR OPTION

Basic

Sanded Dark Grey
KAP 7037

Secondary

Sanded Black
RAL 9005

Silver Grey
KAP 9022

PHOTOMETRIC

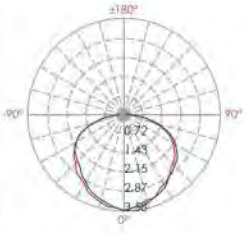

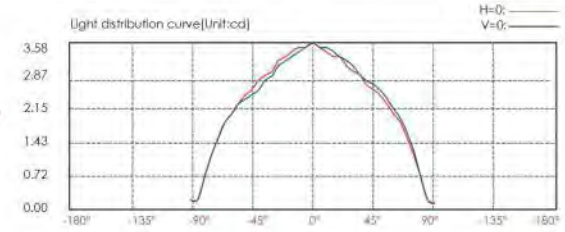

Lux distance cure

Illuminance at a distance	Center beam LUX	Beam width V	Beam width H
2m	0.90 LUX	8.9m	9.3m
4m	0.22 LUX	17.8m	18.5m
6m	0.10 LUX	26.7m	27.8m
8m	0.06 LUX	35.6m	37.0m
10m	0.04 LUX	44.5m	46.3m
12m	0.02 LUX	53.4m	55.5m

Ver.Spread:131.7 Horiz.Spread:133.3



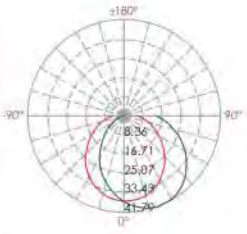

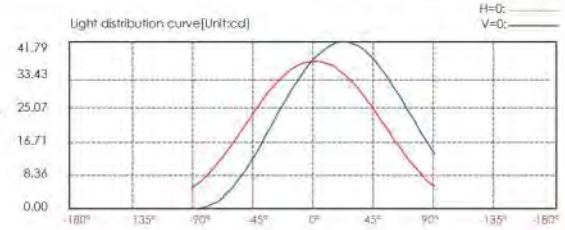

Lux distance cure

Illuminance at a distance	Center beam LUX	Beam width V	Beam width H
2m	9.24 LUX	5.8m	5.5m
4m	2.31 LUX	11.5m	10.9m
6m	1.03 LUX	17.3m	16.4m
8m	0.58 LUX	23.1m	21.8m
10m	0.37 LUX	28.8m	27.3m
12m	0.26 LUX	34.6m	32.7m

Ver.Spread:110.5 Horiz.Spread:107.6

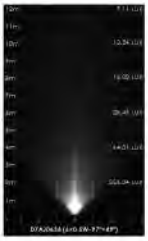

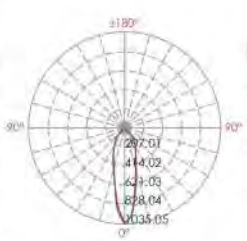

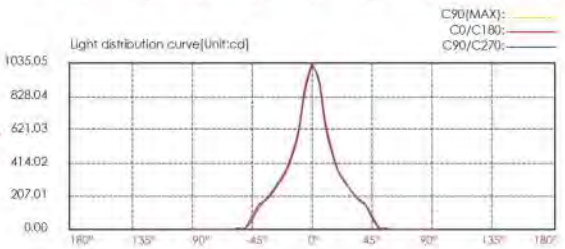

Lux distance cure

Illuminance at a distance	Center beam LUX	Beam width V	Beam width H
2m	256.04 LUX	0.9m	0.9m
4m	64.01 LUX	1.9m	1.9m
6m	28.45 LUX	2.8m	2.8m
8m	16.00 LUX	3.8m	3.8m
10m	10.24 LUX	4.7m	4.7m
12m	7.11 LUX	5.7m	5.6m

Ver.Spread:26.5 Horiz.Spread:26.4

2019-2021 NEW A7-30

ITEM
B7TMD0158
LIGHT SOURCE
1×3W NICHIA
REFLECTOR
B33D
LENS OPTIONAL DEGREE
20°
INPUT VOLTAGE(V)
DC 24V 120/240V
OPERATING CURRENT(MA)
24V=170 120V=36 240V=22
CONSUMPTION(W)
24V=4.1 120V=4.3 240V=4.3
LUMINANCE(LM)
CW=305 WW=274
IK
06

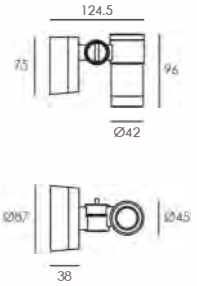

ITEM
B7TND0126
LIGHT SOURCE
1×6W NICHIA
REFLECTOR
B51
LENS OPTIONAL DEGREE
28°
INPUT VOLTAGE(V)
DC 24V 120/240V
OPERATING CURRENT(MA)
24V=325 120V=60 240V=35
CONSUMPTION(W)
24V=7.8 120V=7.4 240V=7.4
LUMINANCE(LM)
CW=740 WW=667
IK
06

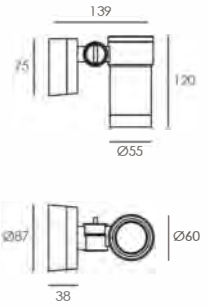

ITEM
B7TOD0128
LIGHT SOURCE
1×10W NICHIA
REFLECTOR
B52
LENS OPTIONAL DEGREE
24°
INPUT VOLTAGE(V)
DC 24V 120/240V
OPERATING CURRENT(MA)
24V=480 120V=107 240V=55
CONSUMPTION(W)
24V=11.5 120V=12.6 240V=12.3
LUMINANCE(LM)
CW=1200 WW=1315
IK
06

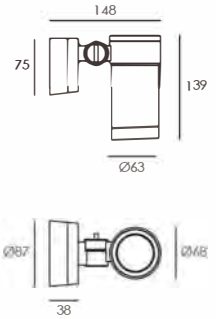

ITEM
B7TPD0171
LIGHT SOURCE
1×20W NICHIA
REFLECTOR
B66
LENS OPTIONAL DEGREE
25°
INPUT VOLTAGE(V)
DC 24V 120/240V
OPERATING CURRENT(MA)
24V=958 120V=180 240V=93
CONSUMPTION(W)
24V=23 120V=25 240V=25.8
LUMINANCE(LM)
CW=2200 WW=2071
IK
06

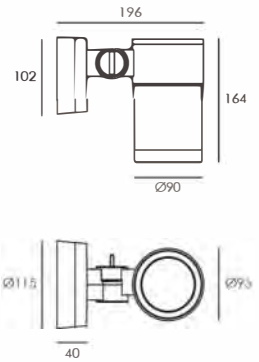

OVERVIEW

• DIAGRAM OF INSTRUCTION

FEATURES

• 細節

ACCESSORIES(Optional)

TREE POLE STRAP



I'd	Item
RD003	B3TMS0158 B3TNS0126
RD002	B3TOS0128 B3TPS0171

BEVEL CUT HOOD



I'd	Item
CA3009	B3TMD0158
CA3010	B3TND0126
CA3011	B3TOD0128
CA3012	B3TPD0171

HONEYCOMB LOUVER



I'd	Item
Mh024	B3TMD0158
Mh025	B3TND0126
Mh026	B3TOD0128
Mh027	B3TPD0171

HOUSING COLOR OPTION

Basic

Sanded Dark Grey
KAP 7037

Secondary

Sanded Black
RAL 9005

Silver Grey
KAP 9022

OPTICAL

B33 B33D/B33F	**9°**	**15°**	**20°**	**30°**	**45°**
B52	**20°**	**36°**			
B66	**15°**	**25°**	**38°**		

CCT

3000K · 6000K

SPECIFICATION

HOUSING 12# Die-casting dark grey powder coated aluminum. T=60-80μm. Adhesion of ISO class 1/ASTM class 4B

LIGHT WINDOW Tempered Glass.T=4mm

GASKET Tooling shaped seal

LENS/REFLECTOR Optical lens,effciency≥85%

LED Nichia

LED DRIVER Constant Voltage Input,Constant Current Output

OPERATING TEMPERATURE -20℃ -40℃

POWER CABLE H05RN-F 2X1.0mm² L=0.5m (low voltage)
H05RN-F 3X1.0mm² L=0.5m (high voltage)

Adjustable Angle Spot Light

2019-2021 NEW

FAMILY ITEM APPLICATIONS

Spot Light

B3TMS0158 B3TNS0126 B3TOS0128 B3TPS0171

• See page 228

PHOTOMETRIC



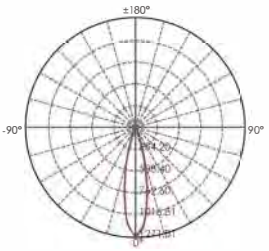

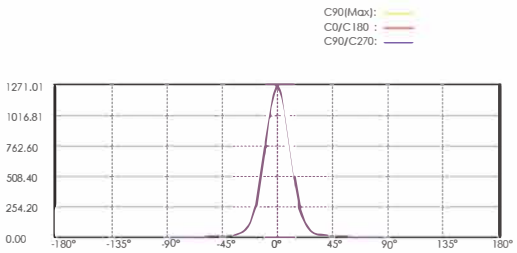

Lux distance Curve

	Illuminance at a Distance Center Beam LUX	Beam Width V	Beam Width H
2m	314.61 LUX	0.8m	0.8m
4m	78.65 LUX	1.6m	1.6m
6m	34.96 LUX	2.5m	2.5m
8m	19.66 LUX	3.3m	3.3m
10m	12.58 LUX	4.1m	4.1m
12m	8.74 LUX	4.9m	4.9m

Vert.Spread:23.3 Horiz.Spread:23.2



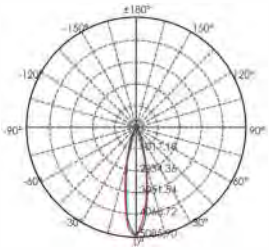

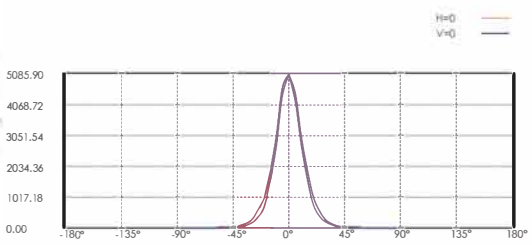

Lux distance Curve

	Illuminance at a Distance Center Beam LUX	Beam Width V	Beam Width H
2m	1263.79 LUX	0.8m	0.8m
4m	315.95 LUX	1.6m	1.6m
6m	140.42 LUX	2.4m	2.4m
8m	78.99 LUX	3.2m	3.2m
10m	50.55 LUX	4.0m	4.0m
12m	35.11 LUX	4.8m	4.8m

Vert.Spread:22.8 Horiz.Spread:22.6



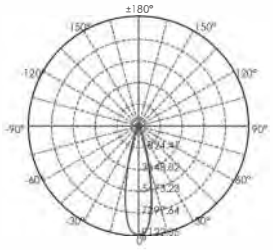

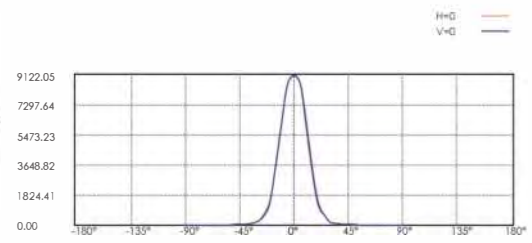

Lux distance Curve

	Illuminance at a Distance Center Beam LUX	Beam Width V	Beam Width H
2m	2264.89 LUX	0.9m	0.9m
4m	566.22 LUX	1.8m	1.8m
6m	251.65 LUX	2.7m	2.8m
8m	141.56 LUX	3.6m	3.7m
10m	90.60 LUX	4.5m	4.6m
12m	62.91 LUX	5.4m	5.5m

Vert.Spread:25.5 Horiz.Spread:25.8

2019-2021 NEW

ITEM
R7DJM0169T
LIGHT SOURCE
1×16W COB
REFLECTOR
R17
LENS OPTIONAL DEGREE
32°
INPUT VOLTAGE(V)
DC 24V 120/240V
OPERATING CURRENT(MA)
24V=700 120V=145 240V=80
CONSUMPTION(W)
24V=17 120V=17 240V=17
LUMINANCE(LM)
CW=1315 WW=1225
IK
06

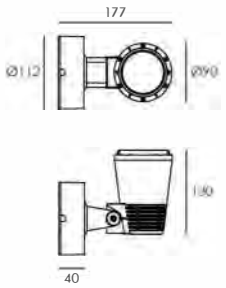

ITEM
R7CJM0171T
LIGHT SOURCE
1×20W COB
REFLECTOR
R19
LENS OPTIONAL DEGREE
22°
INPUT VOLTAGE(V)
DC 24V 120/240V
OPERATING CURRENT(MA)
24V=960 120V=205 240V=108
CONSUMPTION(W)
24V=23 120V=23.5 240V=24.2
LUMINANCE(LM)
CW=1753 WW=1543X
IK
06

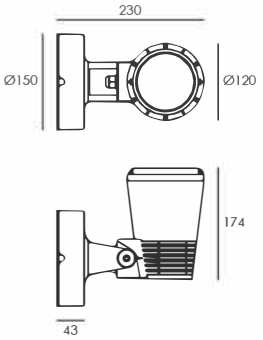

ITEM
R7BJM0176T
LIGHT SOURCE
1×40W COB
REFLECTOR
R16
LENS OPTIONAL DEGREE
25°
INPUT VOLTAGE(V)
120/240V
OPERATING CURRENT(MA)
120V=372 240V=187
CONSUMPTION(W)
120V=44.8 240V=44.5
LUMINANCE(LM)
CW=3338 WW=2949
IK
06

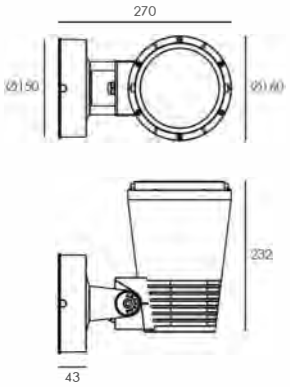

OVERVIEW

FEATURES

• 細節

ACCESSORIES(Optional)

BEVEL CUT HOOD

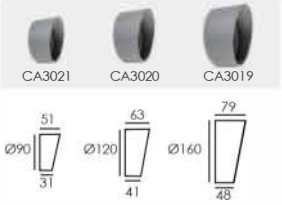

I'd	Item
CA3021	R3DJU0169
CA3020	R3CJU0171
CA3019	R3BJU0176

HONEYCOMB LOUVER



I'd	Item
Mh082	R3DJU0169
Mh083	R3CJU0171
Mh084	R3BJU0176

IP66 RoHS CE

• DIAGRAM OF INSTRUCTION

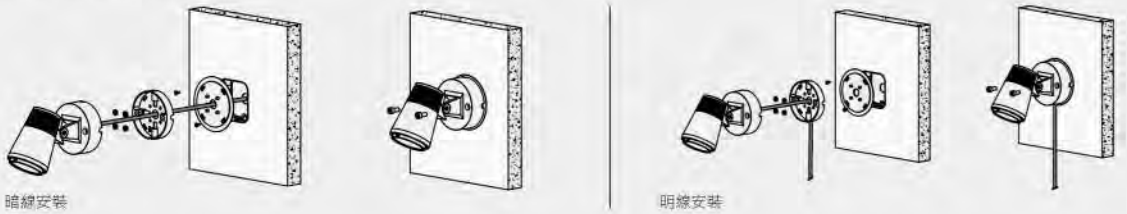

CCT

3000K · 6000K

HOUSING COLOR OPTION

Basic

Sanded Dark Grey
KAP 7037

Secondary

Sanded Black
RAL 9005

Silver Grey
KAP 9022

OPTICAL

R17	12°	18°	32°
R19	10°	22°	38°
R16	12°	25°	38°

SPECIFICATION

HOUSING	12# Die-casting dark grey powder coated aluminum. T=60-80μm. Adhesion of ISO class 1/ASTM class 4B
LIGHT WINDOW	Tempered Glass.T=3mm
CABLE GLAND	IP68 PG-9 PA66
GASKET	Tooling shaped seal
LED	NICHIA
LED DRIVER	Constant Voltage Input,Constant Current Output
POWER CABLE	H05RN-F 2X1.0mm² L=0.3 m(low voltage) H05RN-F 3X1.0mm² L=0.3 m(high voltage)
DIMMABLE SUPPORT	Triac PWM 1-10V Dali

FAMILY ITEM APPLICATIONS

Spot Light

R3EJU0126 R3DJU0169 R3CJU0171 R3BJU0176

• See page 228

PHOTOMETRIC



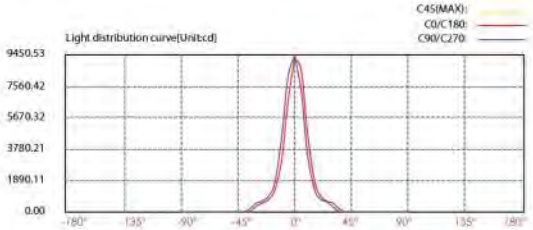

Lux distance cure

Illuminance at a distance

	Center beam LUX	Beam width V	Beam width H
2m	2299.26 LUX	0.6m	0.6m
4m	571.82 LUX	1.3m	1.3m
6m	255.47 LUX	1.9m	1.9m
8m	143.70 LUX	2.6m	2.5m
10m	91.97 LUX	3.2m	3.2m
12m	63.87 LUX	3.8m	3.8m

Ver.Spread:18.2 Horiz.Spread:18.0



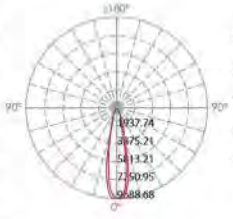

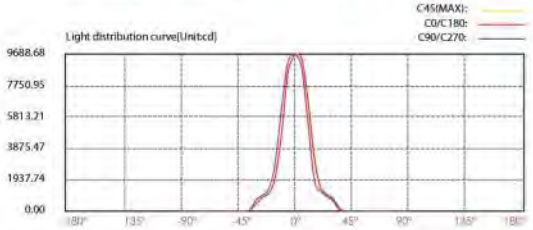

Lux distance cure

Illuminance at a distance

	Center beam LUX	Beam width V	Beam width H
2m	2402.24 LUX	0.8m	0.8m
4m	600.56 LUX	1.7m	1.7m
6m	266.92 LUX	2.5m	2.5m
8m	150.14 LUX	3.3m	3.3m
10m	96.09 LUX	4.2m	4.1m
12m	66.73 LUX	5.0m	5.0m

Ver.Spread:23.6 Horiz.Spread:23.3



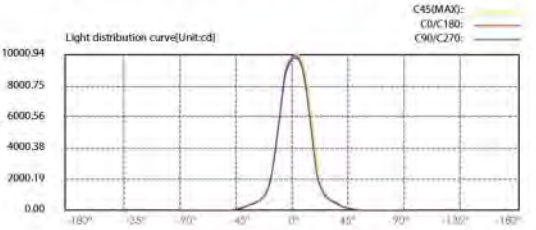

Lux distance cure

Illuminance at a distance

	Center beam LUX	Beam width V	Beam width H
2m	2469.87 LUX	0.9m	0.9m
4m	617.47 LUX	1.9m	1.9m
6m	274.43 LUX	2.8m	2.8m
8m	154.37 LUX	3.8m	3.7m
10m	98.79 LUX	4.7m	4.6m
12m	68.61 LUX	5.7m	5.6m

Ver.Spread:26.6 Horiz.Spread:26.1

2019-2021 NEW A7-32

ITEM	B7DVM0127
LIGHT SOURCE	1×8W
LENS	B71
LENS OPTIONAL DEGREE	24°
INPUT VOLTAGE(V)	DC24V 240V
OPERATING CURRENT(MA)	24V=411 240V=45
CONSUMPTION(W)	24V=9.8 240V=10
LUMINANCE(LM)	792
IK	04

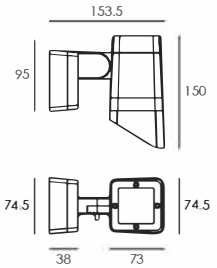

ITEM	B7DWM0460
LIGHT SOURCE	4×4W
LENS	FB11B4
LENS OPTIONAL DEGREE	20°
INPUT VOLTAGE(V)	DC 24V 120/240V
OPERATING CURRENT(MA)	24V=795 120V=142 240V=78
CONSUMPTION(W)	24V=19 120V=17 240V=17.4
LUMINANCE(LM)	1227
IK	05

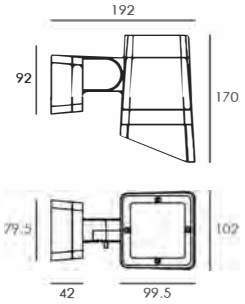

OVERVIEW

ACCESSORIES(Optional)

TREE POLE STRAP

I'd	Item
RD003	B7DVM0127 B7DWM0460

TRIAC PWM 1-10V DALI IP66 RoHS CE

• DIAGRAM OF INSTRUCTION

FEATURES

• 細節

CCT

3000K · 6000K

OPTICAL

B78	6°					
B71	15°	24°	33°	45°	60°	
FB11B4	9°	15°	20°	30°	45°	60°

HOUSING COLOR OPTION

Basic

Sanded Dark Grey
KAP 7037

Secondary

Sanded Black
RAL 9005

Silver Grey
KAP 9022

SPECIFICATION

HOUSING	12# Die-casting dark grey powder coated aluminum.T=60-80μm. Adhesion of ISO class 1/ ASTM class 4B
LIGHT WINDOW	Tempered Glass.T=3mm
CABLE GLAND	IP68 PG-9 PA66
GASKET	Tooling shaped seal
LED	NICHIA
LED DRIVER	Constant Voltage Input,Constant Current Output
POWER CABLE	H05RN-F 2X1.0mm² L=0.3 m(low voltage) H05RN-F 3X1.0mm² L=0.3 m(high voltage)
DIMMABLE SUPPORT	

FAMILY ITEM APPLICATIONS

Spot Light

B3DVB0127 B3DWB0460

• See page 228

PHOTOMETRIC



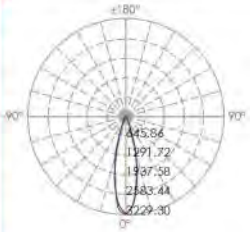

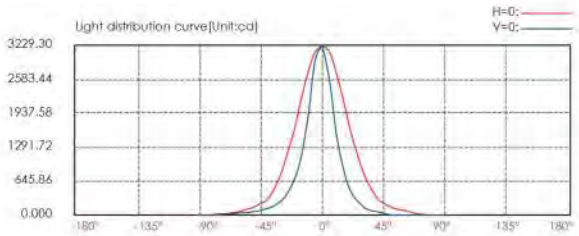

Lux distance cure

	Illuminance at a distance Center beam LUX	Beam width V	Beam width H
2m	807.33 LUX	0.9m	0.9m
4m	201.83 LUX	1.8m	1.8m
6m	89.70 LUX	2.7m	2.7m
8m	50.46 LUX	3.6m	3.6m
10m	32.29 LUX	4.5m	4.5m
12m	22.43 LUX	5.5m	5.5m

Vert.Spread:25.6 Horiz.Spread:25.6



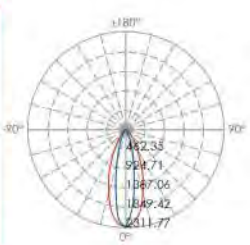

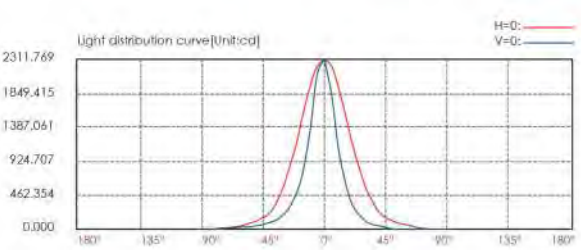

Lux distance cure

	Illuminance at a distance Center beam LUX	Beam width V	Beam width H
2m	569.36 LUX	1.5m	0.8m
4m	142.34 LUX	2.9m	1.5m
6m	63.26 LUX	4.4m	2.3m
8m	35.58 LUX	5.9m	3.0m
10m	22.77 LUX	7.3m	3.8m
12m	15.82 LUX	8.8m	4.6m

Horiz.Spread:40.3 Vert.Spread:21.5

2019-2021 NEW

ITEM
B7ACE0258
LIGHT SOURCE
2×3W
LENS
B33
LENS DEGREE(°)θ1/2
30°
INPUT VOLTAGE(V)
DC24V 120/240V
OPERATING CURRENT(MA)
24V=162×2 120V=40×2 240V=22×2
CONSUMPTION(W)
24V=3.9×2 120V=4.6×2 240V=4.5×2
LUMINANCE(LM)
24V=288×2 120/240V=258×2
IK
04

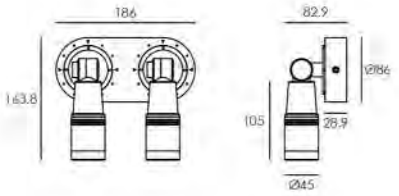

ITEM
B7ADE0227
LIGHT SOURCE
2×8W
LENS
B71
LENS DEGREE(°)θ1/2
33°
INPUT VOLTAGE(V)
DC24V 120/240V
OPERATING CURRENT(MA)
24V=437×2 120V=92×2 240V=49×2
CONSUMPTION(W)
24V=10.4×2 120V=11×2 240V=10.5×2
LUMINANCE(LM)
24V=1051×2 120/240V=968×2
IK
03

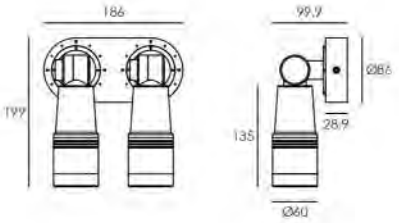

ITEM
B7AEE0269
LIGHT SOURCE
2×14W
LENS
B67
LENS DEGREE(°)θ1/2
38°
INPUT VOLTAGE(V)
DC24V 240V
OPERATING CURRENT(MA)
24V=639×2 120V=70×2
CONSUMPTION(W)
24V=15.3×2 120V=16.6×2
LUMINANCE(LM)
24V=1705×2 240V=1689×2
IK
05

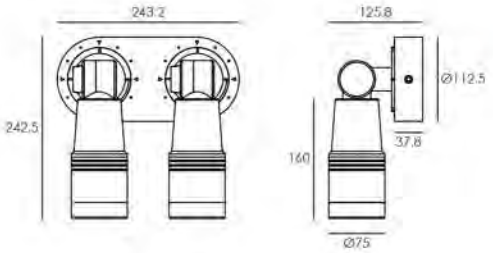

• **DIAGRAM OF INSTRUCTION**

CCT

2,000K · 3,000K · 6,000K

LENS

	00	00°	00°	00°
	00	00°	00°	
	00	00°	00°	

SPECIFICATION

HOUSING	
LIGHT WINDOW	
CABLE GLAND	
GASKET	
LENS/REFLECTOR	
LED	
LED DRIVER	
OPERATING TEMPERATURE	
POWER CABLE	

HOUSING COLOR OPTION

Basic

Sanded Dark Grey
KAP 7037

Secondary

Sanded Black
RAL 9005

Silver Grey
KAP 9022

PHOTOMETRIC

Ceiling Down Light

REVIEW
VERSION
2021

2019-2021 NEW

ITEM
B8VH0126
LIGHT SOURCE
1×6W
LENS OPTIONAL DEGREE
60°
INPUT VOLTAGE(V)
DC 24V 240V
OPERATING CURRENT(MA)
24V=330 120V=60 240V=36
CONSUMPTION(W)
24V=7.9 120V=7 240V=8
LUMINANCE(LM)
240V=699
IK
08

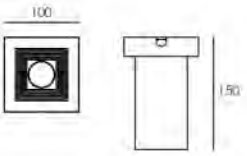

ITEM
B8WH0170
LIGHT SOURCE
1×18W
LENS OPTIONAL DEGREE
55°
INPUT VOLTAGE(V)
DC 24V 120/240V
OPERATING CURRENT(MA)
24V=800 120V=178 240V=90
CONSUMPTION(W)
24V=19.2 120V=20 240V=20
LUMINANCE(LM)
240V=2098
IK
08

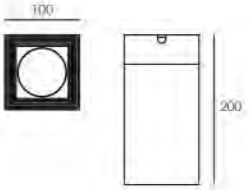

ITEM
B8XH0174
LIGHT SOURCE
1×29W
LENS OPTIONAL DEGREE
60°
INPUT VOLTAGE(V)
DC 24V 240V
OPERATING CURRENT(MA)
24V=1130 240V=146
CONSUMPTION(W)
24V=27 240V=31
LUMINANCE(LM)
240V=2777
IK
08

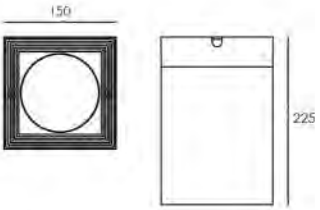

ITEM
B8YH0176
LIGHT SOURCE
1×40W
LENS OPTIONAL DEGREE
60°
INPUT VOLTAGE(V)
DC 24V 240V
OPERATING CURRENT(MA)
24V= 1930 240V=190
CONSUMPTION(W)
24V=46 240V=45
LUMINANCE(LM)
240V=4620
IK

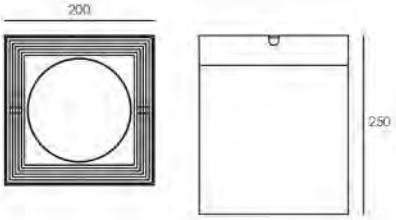

BEAMING

3000K · 6000K

LENS

B71	15°	24°	33°	45°	60°
B66	15°	20°	25°	38°	55°
B57	15°	25°	36°	60°	

SPECIFICATION

HOUSING MATERIAL	Extruded aluminum alloy #6063
PAINTING	Powder coating, T= 60~80 μm. Adhesion of ISO class 1/ASTM class 4B
REFLECTOR	Optical reflector, efficiency≥85%
LED	NICHIA
POWER CABLE	H05RN-F 2X1.0mm2 L=0.3m(low voltage) H05RN-F 3X1.0mm2 L=0.3m(High voltage)
OPERATING TEMPERATURE	-20˚C~40˚C

HOUSING COLOR OPTION

Sanded Black **RAL 9005**
Dark Grey **RAL 7037**
Sanded White **RAL 9003**

IP65 OUTDOOR RATED RoHS CE

FEATURES

Safety hook

Hook at the fixator for safer wiring, leave the hook for protection.

PHOTOMATRIC



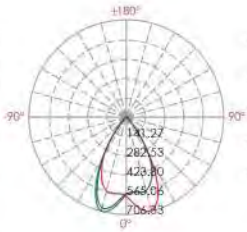

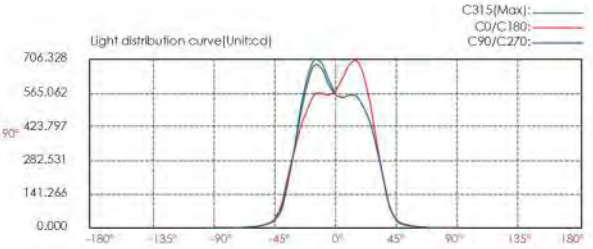

Lux distance cure

Illuminance at a distance	Center beam LUX	Beam width V	Beam width H
2m	143.86 LUX	2.5m	2.5m
4m	35.97 LUX	5.1m	5.0m
6m	15.98 LUX	7.6m	7.5m
8m	8.99 LUX	10.2m	10.1m
10m	5.75 LUX	12.7m	12.6m
12m	4.00 LUX	15.3m	15.1m

Horiz.Spread:64.9 Vert.Spread:64.4



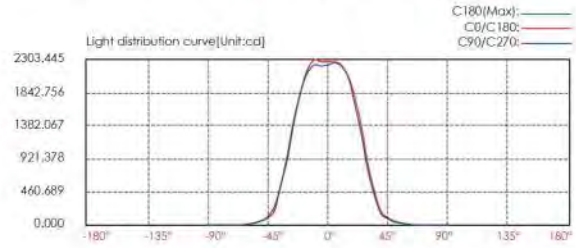

Lux distance cure

Illuminance at a distance	Center beam LUX	Beam width V	Beam width H
2m	570.40 LUX	2.1m	2.1m
4m	142.60 LUX	4.2m	4.2m
6m	63.38 LUX	6.3m	6.3m
8m	35.65 LUX	8.4m	8.4m
10m	22.82 LUX	10.5m	10.4m
12m	15.84 LUX	12.7m	12.5m

Horiz.Spread:55.6 Vert.Spread:55.2



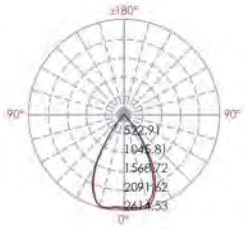

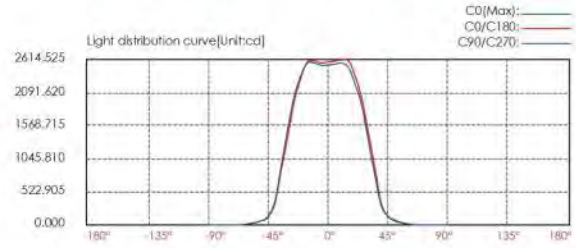

Lux distance cure

Illuminance at a distance	Center beam LUX	Beam width V	Beam width H
2m	645.83 LUX	2.5m	2.5m
4m	161.46 LUX	4.9m	4.9m
6m	71.76 LUX	7.4m	7.4m
8m	40.36 LUX	9.9m	9.8m
10m	25.83 LUX	12.3m	12.3m
12m	17.94 LUX	14.8m	14.7m

Horiz.Spread:63.3 Vert.Spread:63.0



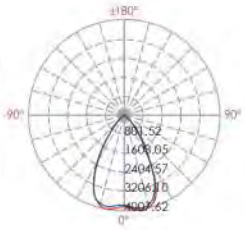

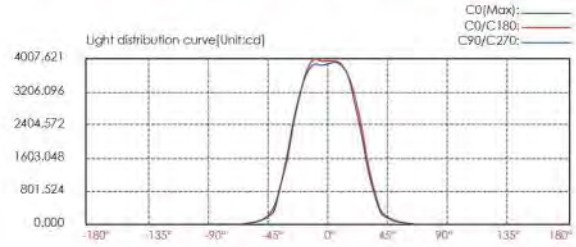

Lux distance cure

Illuminance at a distance	Center beam LUX	Beam width V	Beam width H
2m	570.40 LUX	2.1m	2.1m
4m	142.60 LUX	4.2m	4.2m
6m	63.38 LUX	6.3m	6.3m
8m	35.65 LUX	8.4m	8.4m
10m	22.82 LUX	10.5m	10.4m
12m	15.84 LUX	12.7m	12.5m

Horiz.Spread:55.6 Vert.Spread:55.2

2019-2021 NEW

ITEM
B8ELB0459
LIGHT SOURCE
4×3.5W
LENS OPTIONAL DEGREE
30°
INPUT VOLTAGE(V)
DC 24V 120/240V
OPERATING CURRENT(MA)
24V=630 120V=146 240V=73
CONSUMPTION(W)
24V=15 120V=17.5 240V=17
LUMINANCE(LM)
1206
IK
05

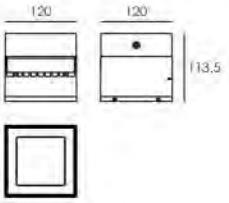

ITEM
B8FLB0958
LIGHT SOURCE
9×3W
LENS OPTIONAL DEGREE
30°
INPUT VOLTAGE(V)
DC 24V 120/240V
OPERATING CURRENT(MA)
24V=1170 120V=245 240V=133
CONSUMPTION(W)
24V=28 120V=29.8 240V=29.6
LUMINANCE(LM)
2541
IK
06

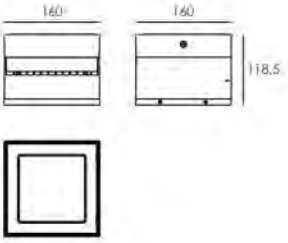

ITEM
B8GLB2558
LIGHT SOURCE
25×3W
LENS OPTIONAL DEGREE
30°
INPUT VOLTAGE(V)
DC 24V 120/240V
OPERATING CURRENT(MA)
24V=3420 120V=596 240V=306
CONSUMPTION(W)
24V=82 120V=71.2 240V=71
LUMINANCE(LM)
5832
IK
06

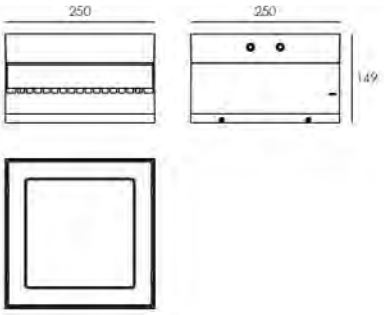

ACCESSORIES(Optional)

BEVEL CUT HOOD

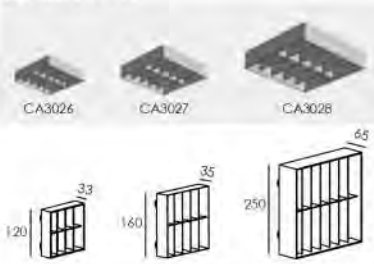

Id	Item
CA3026	B8ELB0459
CA3027	B8FLB0958
CA3028	B8GLB2558

OPTIONAL LED CCT

3000K · 6000K

LENS

FB11B4	9°	15°	20°	30°	45°	60°
FB12B5	9°	15°	20°	30°	45°	60°

SPECIFICATION

HOUSING MATERIAL	Extruded aluminum alloy #6063
PAINTING	Powder coating, T= 60~80 μm. Adhesion of ISO class 1/ASTM class 4B
REFLECTOR	Optical reflector. efficiency≥85%
LED	NICHIA
POWER CABLE	H05RN-F 2X1.0mm2 L=0.3m(low voltage) H05RN-F 3X1.0mm2 L=0.3m(High voltage)
OPERATING TEMPERATURE	-20˚C~40˚C

IP65 OUTDOOR RATED RoHS CE



FAMILY ITEM APPLICATIONS

Spot Light

B3EME0459

See page 228

B3FME0958

B3GME2558

Surface Mounting Wall Light

B7EMG0459

B7FMG0958

• See page 228

PHOTOMETRIC



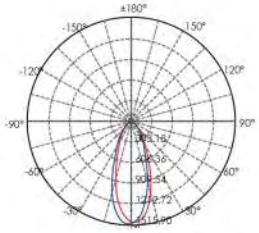

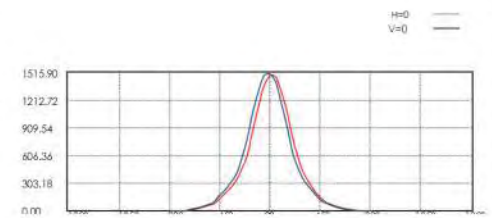

Lux distance Curve

	Illuminance at a Distance	Beam Width V	Beam Width H
	Center Beam LUX		
2m	369.27 LUX	1.4m	1.4m
4m	92.32 LUX	2.8m	2.8m
6m	41.03 LUX	4.2m	4.3m
8m	23.08 LUX	5.6m	5.7m
10m	14.77 LUX	7.0m	7.1m
12m	10.26 LUX	8.4m	8.5m

Vert.Spread:38.6 Horiz.Spread:39.0



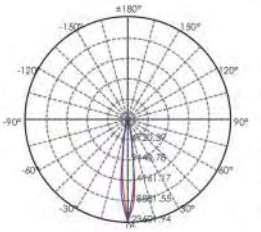

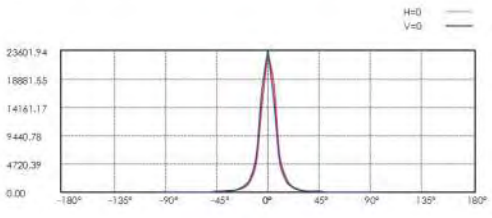

Lux distance Curve

	Illuminance at a Distance	Beam Width V	Beam Width H
	Center Beam LUX		
2m	5827.80 LUX	0.5m	0.5m
4m	1456.95 LUX	1.0m	1.0m
6m	647.53 LUX	1.5m	1.5m
8m	364.24 LUX	2.0m	2.0m
10m	233.11 LUX	2.4m	2.4m
12m	161.88 LUX	2.9m	2.9m

Vert.Spread:14.0 Horiz.Spread:14.0



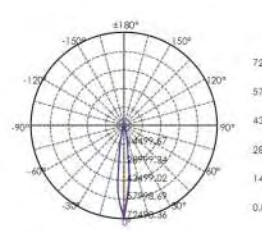

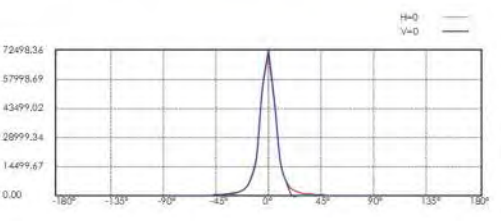

Lux distance Curve

	Illuminance at a Distance	Beam Width V	Beam Width H
	Center Beam LUX		
2m	17602.81 LUX	0.5m	0.5m
4m	4400.70 LUX	1.0m	1.0m
6m	1955.87 LUX	1.4m	1.5m
8m	1100.18 LUX	1.9m	2.0m
10m	704.11 LUX	2.4m	2.5m
12m	488.97 LUX	2.9m	3.0m

Vert.Spread:13.8 Horiz.Spread:14.2

2019-2021 NEW

ITEM
B8CJ0170
LIGHT SOURCE
1×18W
LENS OPTIONAL DEGREE
55°
INPUT VOLTAGE(V)
DC 24V 120/240V
OPERATING CURRENT(MA)
24V=840 / 120V=172 / 240V=91
CONSUMPTION(W)
24V=20.4 / 120V=20.6 / 240V=20.9
LUMINANCE(LM)
240V=2205
IK
06

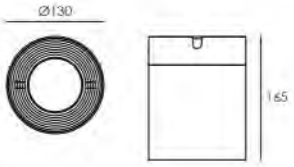

ITEM
B8EK0174
LIGHT SOURCE
1×30W
LENS OPTIONAL DEGREE
60°
INPUT VOLTAGE(V)
DC 24V 120/240V
OPERATING CURRENT(MA)
24V=1130 120V=270 240V=146
CONSUMPTION(W)
24V=27 120V=30 240V=31
LUMINANCE(LM)
240V=2851
IK
06

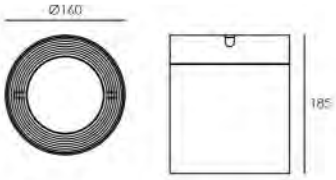

ITEM
B8ER0178
LIGHT SOURCE
1×48W
LENS OPTIONAL DEGREE
60°
INPUT VOLTAGE(V)
240VAC
OPERATING CURRENT(MA)
240V=216
CONSUMPTION(W)
240V=50
LUMINANCE(LM)
240V=4482
IK

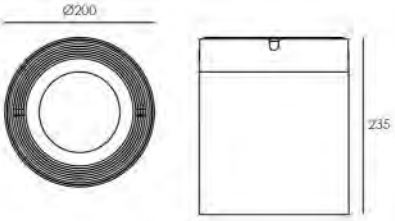

ACCESSORIES(Optional)

HONEYCOMB LOUVER



I'd	Item
Mh074	B8CJ0170
Mh072	R8EKU0174
Mh066	B8ERU0178

I'd	Item
Mh073	B8CJ0170
Mh071	R8EKU0174
Mh065	B8ERU0178

OPTIONAL LED CCT

3000K · 6000K

LENS

B66	15°	20°	25°	38°	55°
B57	15°	25°	36°	60°	

HOUSING COLOR OPTION

Sanded Black **RAL 9005**
Dark Grey **RAL 7037**
Sanded White **RAL 9003**

SPECIFICATION

HOUSING MATERIAL	Extruded aluminum alloy #6063
PAINTING	Powder coating, T= 60~80 μm. Adhesion of ISO class 1/ASTM class 4B
REFLECTOR	Optical reflector. efficiency≥85%
LED	NICHIA
POWER CABLE	H05RN-F 2X1.0mm2 L=0.3m(low voltage) H05RN-F 3X1.0mm2 L=0.3m(High voltage)
OPERATING TEMPERATURE	-20°C~40°C

IP65 RoHS CE

FEATURES

Safety hook

Hook at the fixator for safer wiring, leave the hook for protection.

PHOTOMATRIC



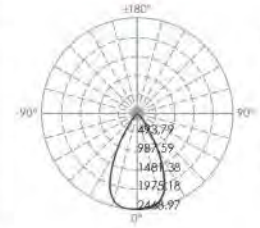

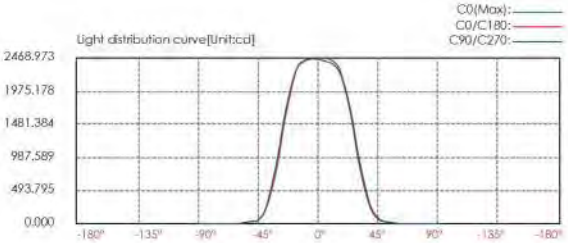

Lux distance cure

	Illuminance at a distance Center beam LUX	Beam width V	Beam width H
2m	615.63 LUX	2.1m	2.1m
4m	153.91 LUX	4.2m	4.2m
6m	68.40 LUX	6.3m	6.4m
8m	38.48 LUX	8.4m	8.5m
10m	24.63 LUX	10.5m	10.6m
12m	17.10 LUX	12.7m	12.7m

Vert.Spread:55.9 Horiz.Spread:55.6



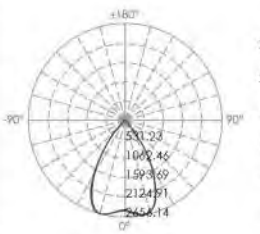

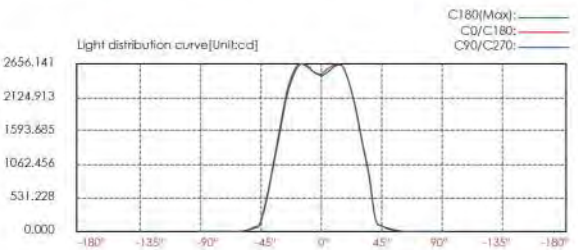

Lux distance cure

	Illuminance at a distance Center beam LUX	Beam width V	Beam width H
2m	621.38 LUX	2.6m	2.6m
4m	155.34 LUX	5.2m	5.1m
6m	69.04 LUX	7.7m	7.7m
8m	38.84 LUX	10.3m	10.3m
10m	24.86 LUX	12.9m	12.9m
12m	17.26 LUX	15.5m	15.4m

Horiz.Spread:65.7 Vert.Spread:65.5



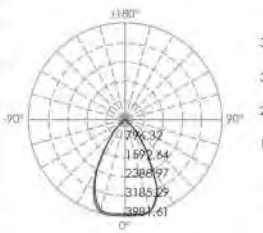

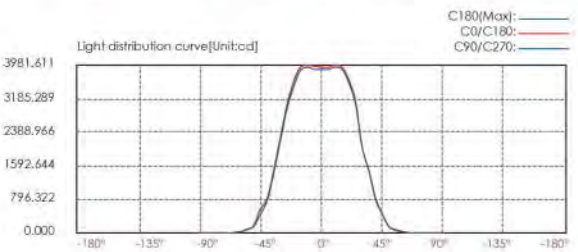

Lux distance cure

	Illuminance at a distance Center beam LUX	Beam width V	Beam width H
2m	982.66 LUX	2.5m	2.4m
4m	245.66 LUX	4.9m	4.9m
6m	109.18 LUX	7.4m	7.3m
8m	61.42 LUX	9.8m	9.7m
10m	39.31 LUX	12.3m	12.2m
12m	27.30 LUX	14.7m	14.6m

Horiz.Spread:63.1 Vert.Spread:62.7

2019-2021 NEW

ITEM
D8AM2840
LIGHT SOURCE
28×0.25W
LENS OPTIONAL DEGREE
120°
INPUT VOLTAGE(V)
240
OPERATING CURRENT(MA)
37
CONSUMPTION(W)
8.8
LUMINANCE(LM)
550
IK
08

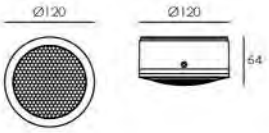

ITEM
D8BM3034
LIGHT SOURCE
30×0.5W
LENS OPTIONAL DEGREE
120°
INPUT VOLTAGE(V)
240
OPERATING CURRENT(MA)
61
CONSUMPTION(W)
15
LUMINANCE(LM)
997
IK
09

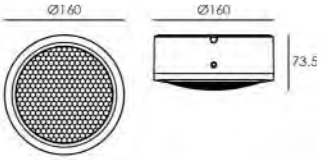

CCT

3,000K · 6,000K

SPECIFICATION

HOUSING MATERIAL	Extruded aluminum alloy #6063
PAINTING	Powder coating, T= 60~80 μm, Adhesion of ISO class 1/ASTM class 4B
LIGHT WINDOW	PC=2.5mm
REFLECTOR	Optical reflector, efficiency≥85%
LED	NICHIA
POWER CABLE	H05RN-F 2X1.0mm2 L=0.3m(low voltage) H05RN-F 3X1.0mm2 L=0.3m(High voltage)
OPERATING TEMPERATURE	-20˚C~40˚C

PHOTOMETRIC CURVES



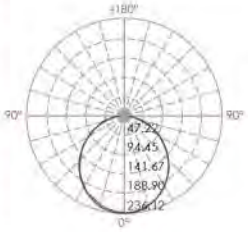

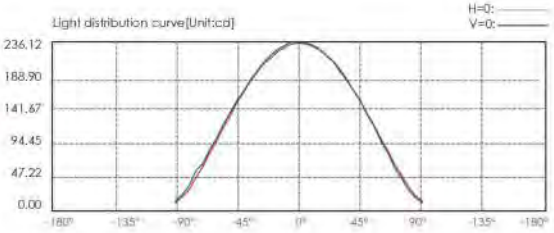

Lux distance cure

Illuminance at a distance

	Center beam LUX	Beam width V	Beam width H
2m	58.17 LUX	5.6m	5.7m
4m	14.54 LUX	11.2m	11.4m
6m	6.46 LUX	16.9m	17.1m
8m	3.64 LUX	22.5m	22.8m
10m	2.33 LUX	28.1m	28.5m
12m	1.62 LUX	33.7m	34.2m

Ver.Spread:109.2 Horiz.Spread:110.0



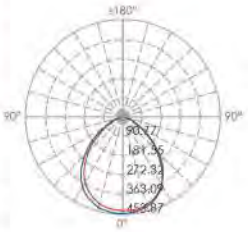

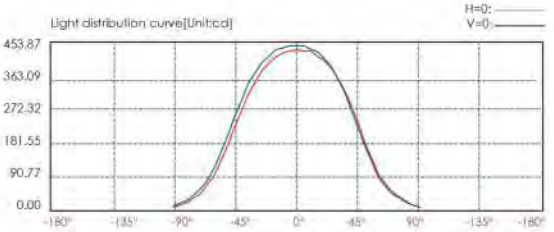

Lux distance cure

Illuminance at a distance

	Center beam LUX	Beam width V	Beam width H
2m	108.25 LUX	4.1m	4.2m
4m	27.06 LUX	8.2m	8.3m
6m	12.03 LUX	12.2m	12.5m
8m	6.77 LUX	16.3m	16.7m
10m	4.33 LUX	20.4m	20.8m
12m	3.01 LUX	24.5m	25.0m

Ver.Spread:91.2 Horiz.Spread:92.4

IP65 OUTDOOR RATED RoHS CE

Pole Light

REVIEW
VERSION
2021

2019-2021 NEW

ITEM
B9AGL0166
LIGHT SOURCE
1×6W
INPUT VOLTAGE(V)
DC24V 120/240V
OPERATING CURRENT(MA)
24V=340 120V=108 240V=77
CONSUMPTION(W)
24V=8 120V=7.7 240V=7.3
LUMINANCE(LM)
183
IK
07

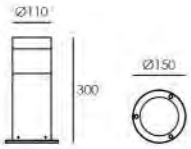

ITEM
B9AGM0166
LIGHT SOURCE
1×6W
INPUT VOLTAGE(V)
DC24V 120/240V
OPERATING CURRENT(MA)
24V=340 120V=108 240V=77
CONSUMPTION(W)
24V=8 120V=7.7 240V=7.3
LUMINANCE(LM)
183
IK
07

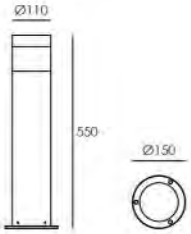

ITEM
B9AGH0166
LIGHT SOURCE
1×6W
INPUT VOLTAGE(V)
DC24V 120/240V
OPERATING CURRENT(MA)
24V=340 120V=108 240V=77
CONSUMPTION(W)
24V=8 120V=7.7 240V=7.3
LUMINANCE(LM)
183
IK
07

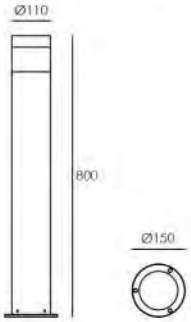

CCT
3,000K · 6,000K

HOUSING COLOR OPTION

Basic
Sanded Black
RAL 9005

Secondary
Dark Grey
KAP 7037

Light Sanded Grey
RAL 7038

BASE

1. Flange Base

2. Landing Base
JC3001

• Flange Base is an basic part which you need to assembled the landing base.

MATERIAL SPECIFICATIONS

HOUSING T=60-80μm Adhesion of ISO class 1/ASTM class 4B 12# Die-casting powder coated aluminum.

LIGHT WINDOW PMMA

LED SMD3535 type LED

LED DRIVER Constant Voltage Input, Constant Current Output

OPERATING TEMPERATURE -20°C~40°C

POWER CABLE H05RN-F 3×1.0mm²L=0.6m(high voltage/short)
H05RN-F 3×1.0mm²L=0.6m(high voltage/medium)
H05RN-F 3×1.0mm²L=1.1m(high voltage/high)

BASE Standard Base Flange Base

DIMMABLE SUPPORT Triac PWM 1-10V Dali

1. IP66 light source module pc cover.
2. IP66 built-in power module.
3. IP67 cable gland.

PHOTOMATRIC

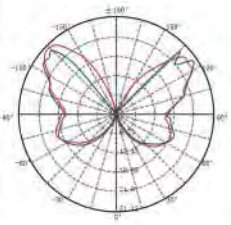

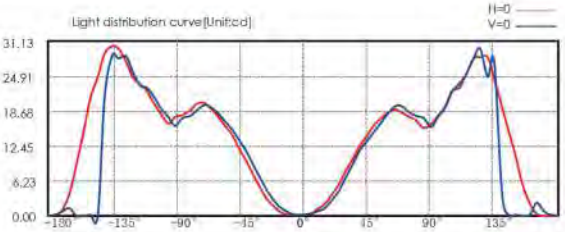

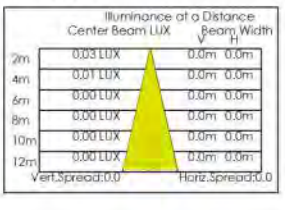

2019-2021 NEW

ITEM
D9ADL4234
LIGHT SOURCE
42×0.2W
INPUT VOLTAGE(V)
DC24V 120/240V
OPERATING CURRENT(MA)
24V=415 120V=76 240V=38
CONSUMPTION(W)
24V=10 120V=8.6 240V=8.2
LUMINANCE(LM)
WW=586
IK
07

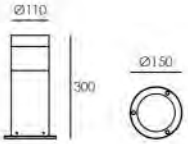

ITEM
D9ADM4234
LIGHT SOURCE
42×0.2W
INPUT VOLTAGE(V)
DC24V 120/240V
OPERATING CURRENT(MA)
24V=415 120V=76 240V=38
CONSUMPTION(W)
24V=10 120V=8.6 240V=8.2
LUMINANCE(LM)
WW=586
IK
07

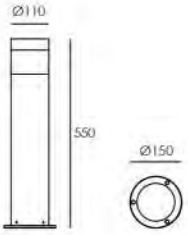

ITEM
D9ADH4234
LIGHT SOURCE
42×0.2W
INPUT VOLTAGE(V)
DC24V 120/240V
OPERATING CURRENT(MA)
24V=415 120V=76 240V=38
CONSUMPTION(W)
24V=10 120V=8.6 240V=8.2
LUMINANCE(LM)
WW=586
IK
07

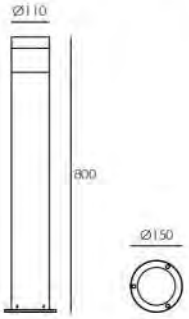

CCT
3,000K · 6,000K

HOUSING COLOR OPTION

Basic
Sanded Black
RAL 9005

Secondary
Dark Grey
KAP 7037

Light Sanded Grey
RAL 7038

BASE

1. Flange Base

2. Landing Base
JC3001

• Flange Base is an basic part which you need to assembled the landing base.

MATERIAL SPECIFICATIONS

HOUSING T=60-80μm Adhesion of ISO class 1/ASTM class 4B 12# Die-casting powder coated aluminum.

LIGHT WINDOW PMMA

LED SMD2835 type LED

LED DRIVER Constant Voltage Input, Constant Current Output

OPERATING TEMPERATURE -20°C~40°C

POWER CABLE H05RN-F 3×1.0mm²L=0.3m(high voltage/short)
H05RN-F 3×1.0mm²L=0.5m(high voltage/medium)
H05RN-F 3×1.0mm²L=1.0m(high voltage/high)

BASE Standard Base Flange Base

DIMMABLE SUPPORT Triac PWM 1-10V Dali

1. IP66 light source module pc cover.
2. IP66 built-in power module.
3. IP67 cable gland.

PHOTOMATRIC

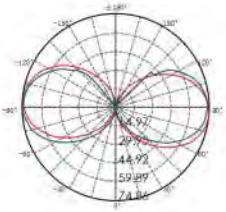

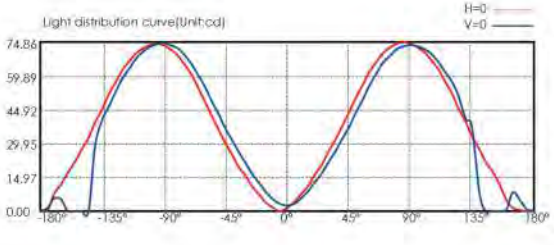

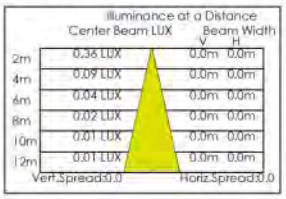

2019-2021 NEW

ITEM
B9ASL0166
LIGHT SOURCE
1×6W
INPUT VOLTAGE(V)
DC24V 120/240V
OPERATING CURRENT(MA)
24V=340 120V=108 240V=76
CONSUMPTION(W)
24V=8.1 120V=7.7 240V=7.3
LUMINANCE(LM)
WW=156
IK
05

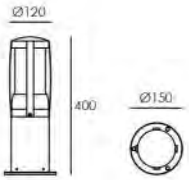

ITEM
B9ASM0166
LIGHT SOURCE
1×6W
INPUT VOLTAGE(V)
DC24V 120/240V
OPERATING CURRENT(MA)
24V=340 120V=108 240V=76
CONSUMPTION(W)
24V=8.1 120V=7.7 240V=7.3
LUMINANCE(LM)
WW=156
IK
05

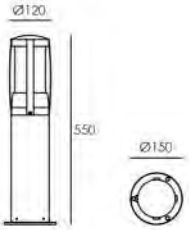

ITEM
B9ASH0166
LIGHT SOURCE
1×6W
INPUT VOLTAGE(V)
DC24V 120/240V
OPERATING CURRENT(MA)
24V=340 120V=108 240V=76
CONSUMPTION(W)
24V=8.1 120V=7.7 240V=7.3
LUMINANCE(LM)
WW=156
IK
05

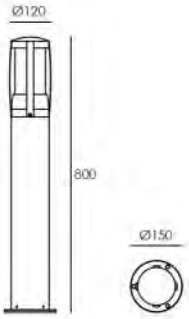

MATERIAL SPECIFICATIONS

HOUSING T=60-80μm Adhesion of ISO class 1/ASTM class 4B
12# Die-casting powder coated aluminum.

LIGHT WINDOW PMMA

LED SMD3535 type LED

LED DRIVER Constant Voltage Input, Constant Current Output

OPERATING TEMPERATURE -20˚C~40˚C

POWER CABLE H05RN-F 3×1.0mm²L=0.6m(high voltage/short)
H05RN-F 3×1.0mm²L=0.6m(high voltage/medium)
H05RN-F 3×1.0mm²L=1.1m(high voltage/high)

BASE Standard Base Flange Base

DIMMABLE SUPPORT Triac PWM 1-10V Dali

CCT

3,000K · 6,000K

HOUSING COLOR OPTION

Basic

Sanded Black
RAL 9005

Secondary

Dark Grey
KAP 7037

Light Sanded Grey
RAL 7038

BASE

1. Flange Base

2. Landing Base

JC3001

• Flange Base is an basic part which you need to assembled the landing base.

1. IP66 light source module pc cover.
2. IP66 built-in power module.
3. IP67 cable gland.

PHOTOMATRIC

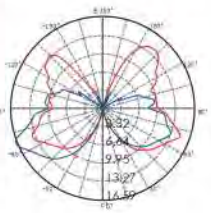

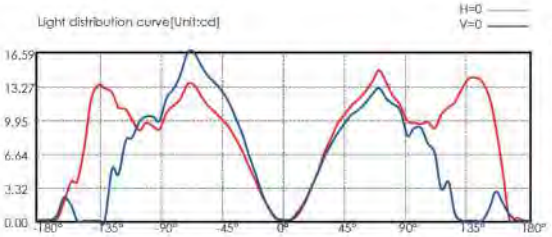

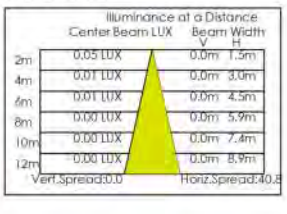

2019-2021 NEW

ITEM
D9ARL8434
LIGHT SOURCE
84×0.1W
INPUT VOLTAGE(V)
DC24V 120/240V
OPERATING CURRENT(MA)
24V=415 120V=96 240V=59
CONSUMPTION(W)
24V=10 120V=11 240V=11.4
LUMINANCE(LM)
WW=697
IK
05

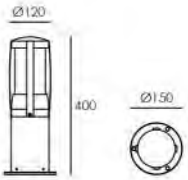

ITEM
D9ARM8434
LIGHT SOURCE
84×0.1W
INPUT VOLTAGE(V)
DC24V 120/240V
OPERATING CURRENT(MA)
24V=415 120V=96 240V=59
CONSUMPTION(W)
24V=10 120V=11 240V=11.4
LUMINANCE(LM)
WW=697
IK
05

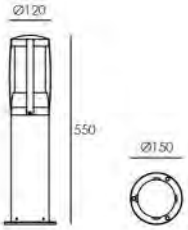

ITEM
D9ARH8434
LIGHT SOURCE
84×0.1W
INPUT VOLTAGE(V)
DC24V 120/240V
OPERATING CURRENT(MA)
24V=415 120V=96 240V=59
CONSUMPTION(W)
24V=10 120V=11 240V=11.4
LUMINANCE(LM)
WW=697
IK
05

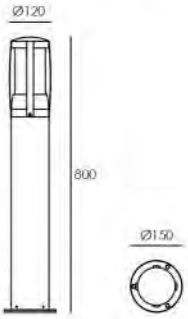

MATERIAL SPECIFICATIONS

HOUSING T=60-80μm Adhesion of ISO class 1/ASTM class 4B
12# Die-casting powder coated aluminum.

LIGHT WINDOW PMMA

LED SMD2835 type LED

LED DRIVER Constant Voltage Input, Constant Current Output

OPERATING TEMPERATURE -20°C~40°C

POWER CABLE H05RN-F 3×1.0mm²L=0.6m(high voltage/short)
H05RN-F 3×1.0mm²L=0.6m(high voltage/medium)
H05RN-F 3×1.0mm²L=1.1m(high voltage/high)

BASE Standard Base Flange Base

DIMMABLE SUPPORT Triac PWM 1-10V Dali

CCT

3,000K · 6,000K

HOUSING COLOR OPTION

Basic

Sanded Black
RAL 9005

Secondary

Dark Grey
KAP 7037

Light Sanded Grey
RAL 7038

BASE

1, Flange Base

2. Landing Base

JC3001

• Flange Base is an basic part which you need to assembled the landing base.

1. IP66 light source module pc cover.
2. IP66 built-in power module.
3. IP67 cable gland.

PHOTOMATRIC

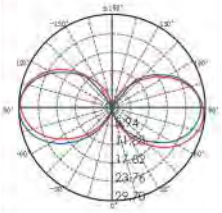

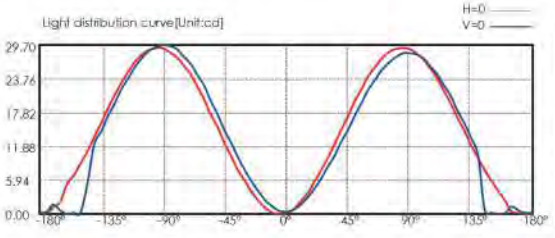

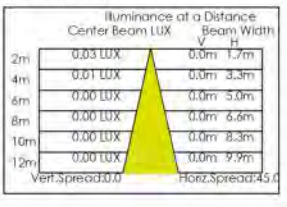

2019-2021 NEW

ITEM
B9ANL0166
LIGHT SOURCE
1×6W
INPUT VOLTAGE(V)
DC24V 120/240V
OPERATING CURRENT(MA)
24V= 340 120V=108 240V=77
CONSUMPTION(W)
24V=8.0 120V=7.7 240V=7.3
LUMINANCE(LM)
CW=150 WW=130
IK
06

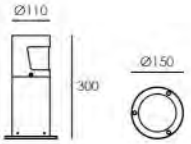

ITEM
B9ANM0166
LIGHT SOURCE
1×6W
INPUT VOLTAGE(V)
DC24V 120/240V
OPERATING CURRENT(MA)
24V= 340 120V=108 240V=77
CONSUMPTION(W)
24V=8.0 120V=7.7 240V=7.3
LUMINANCE(LM)
CW=150 WW=130
IK
06

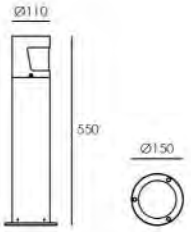

ITEM
B9ANH0166
LIGHT SOURCE
1×6W
INPUT VOLTAGE(V)
DC24V 120/240V
OPERATING CURRENT(MA)
24V= 340 120V=108 240V=77
CONSUMPTION(W)
24V=8.0 120V=7.7 240V=7.3
LUMINANCE(LM)
CW=150 WW=130
IK
06

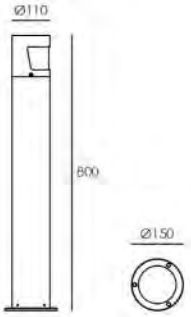

CCT

3,000K · 6,000K

HOUSING COLOR OPTION

Basic

Sanded Black
RAL 9005

Secondary

Dark Grey
KAP 7037

Light Sanded Grey
RAL 7038

BASE

1. Flange Base

2. Landing Base
JC3001

• Flange Base is an basic part which you need to assembled the landing base.

MATERIAL SPECIFICATIONS

HOUSING T=60-80μm Adhesion of ISO class 1/ASTM class 4B
12# Die-casting powder coated aluminum.

LIGHT WINDOW PMMA

LED SMD3535 type LED

LED DRIVER Constant Voltage Input, Constant Current Output

OPERATING TEMPERATURE -20°C~40°C

POWER CABLE H05RN-F 3×1.0mm²L=0.6m(high voltage/short)
H05RN-F 3×1.0mm²L=0.6m(high voltage/medium)
H05RN-F 3×1.0mm²L=1.1m(high voltage/high)

BASE Standard Base Flange Base

DIMMABLE SUPPORT Triac PWM 1-10V Dali

1. IP66 light source module pc cover.
2. IP66 built-in power module.
3. IP67 cable gland.

PHOTOMATRIC

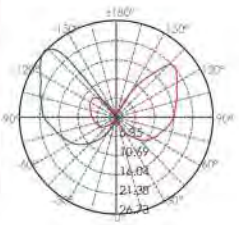

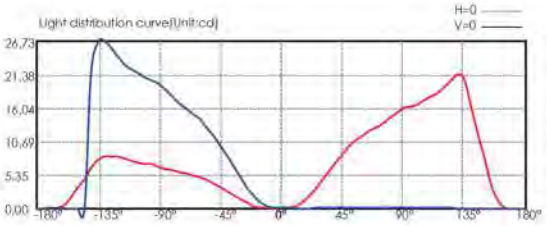

Lux distance cure

	Illuminance at a Distance Center Beam LUX	Beam Width V	Beam Width H
2m	0.03 LUX	7.1m	3.0m
4m	0.01 LUX	14.1m	6.0m
6m	0.00 LUX	21.2m	9.0m
8m	0.00 LUX	28.2m	12.0m
10m	0.00 LUX	35.3m	15.0m
12m	0.00 LUX	42.3m	18.0m

Vert.Spread:120.9 Horiz.Spread:73.8

2019-2021 NEW

ITEM
D9AKL4234
LIGHT SOURCE
42×0.2W
INPUT VOLTAGE(V)
DC24V 120/240V
OPERATING CURRENT(MA)
24V=415 120V=73 240V=38
CONSUMPTION(W)
24V=10 120V=8.6 240V=8.2
LUMINANCE(LM)
CW=450 WW=350
IK
05

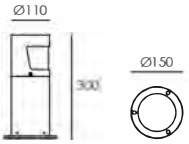

ITEM
D9AKM4234
LIGHT SOURCE
42×0.2W
INPUT VOLTAGE(V)
120/240V
OPERATING CURRENT(MA)
120V=73 240V=38
CONSUMPTION(W)
120V=8.6 240V=8.2
LUMINANCE(LM)
CW=450 WW=350
IK
05

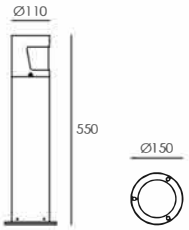

ITEM
D9AKH4234
LIGHT SOURCE
42×0.2W
INPUT VOLTAGE(V)
120/240V
OPERATING CURRENT(MA)
120V=73 240V=38
CONSUMPTION(W)
120V=8.6 240V=8.2
LUMINANCE(LM)
CW=450 WW=350
IK
05

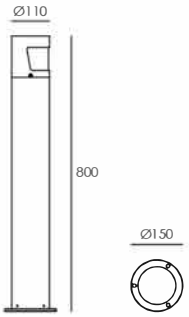

CCT
3,000K · 6,000K

HOUSING COLOR OPTION

Basic
- Sanded Black **RAL 9005**

Secondary
- Dark Grey **KAP 7037**
- Light Sanded Grey **RAL 7038**

BASE

1. Flange Base

2. Landing Base
JC3001

• Flange Base is an basic part which you need to assembled the landing base.

MATERIAL SPECIFICATIONS

HOUSING T=60-80μm Adhesion of ISO class 1/ASTM class 4B
12# Die-casting powder coated aluminum.

LIGHT WINDOW PMMA

LED SMD2835 type LED

LED DRIVER Constant Voltage Input, Constant Current Output

OPERATING TEMPERATURE -20˚C~40˚C

POWER CABLE H05RN-F 3×1.0mm²L=0.6m(high voltage/short)
H05RN-F 3×1.0mm²L=0.6m(high voltage/medium)
H05RN-F 3×1.0mm²L=1.1m(high voltage/high)

BASE Standard Base Flange Base

DIMMABLE SUPPORT Triac PWM 1-10V Dali

1. IP66 light source module pc cover.
2. IP66 built-in power module.
3. IP67 cable gland.

PHOTOMATRIC

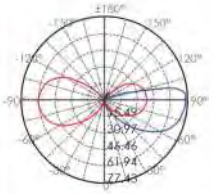

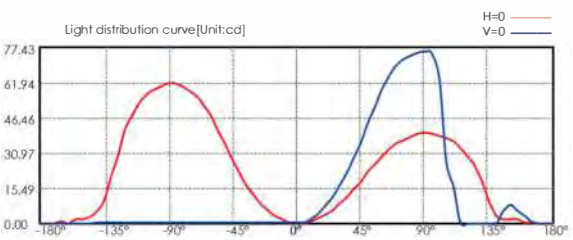

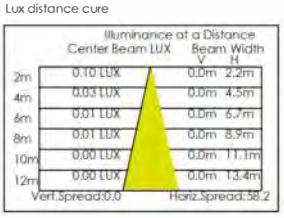

2019-2021 NEW

ITEM
D9AHL2434
LIGHT SOURCE
24×0.2W
INPUT VOLTAGE(V)
DC24V 120/240V
OPERATING CURRENT(MA)
24V=200 120V=80 240V=50
CONSUMPTION(W)
24V=4.8 120V=6 240V=6.1
LUMINANCE(LM)
WW=300
IK
07

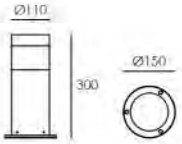

ITEM
D9AHM2434
LIGHT SOURCE
24×0.2W
INPUT VOLTAGE(V)
DC24V 120/240V
OPERATING CURRENT(MA)
24V=200 120V=80 240V=50
CONSUMPTION(W)
24V=4.8 120V=6 240V=6.1
LUMINANCE(LM)
WW=300
IK
07

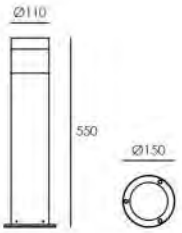

ITEM
D9AHH2434
LIGHT SOURCE
24×0.2W
INPUT VOLTAGE(V)
DC24V 120/240V
OPERATING CURRENT(MA)
24V=200 120V=80 240V=50
CONSUMPTION(W)
24V=4.8 120V=6 240V=6.1
LUMINANCE(LM)
WW=300
IK
07

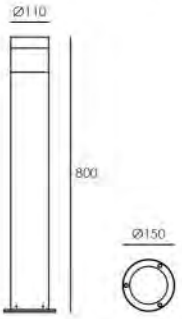

MATERIAL SPECIFICATIONS

HOUSING T=60-80μm Adhesion of ISO class 1/ASTM class 4B
12# Die-casting powder coated aluminum.

LIGHT WINDOW PMMA

LED SMD2835 type LED

LED DRIVER Constant Voltage Input, Constant Current Output

OPERATING TEMPERATURE -20˚C~40˚C

POWER CABLE H05RN-F 3×1.0mm²L=0.6m(high voltage/short)
H05RN-F 3×1.0mm²L=0.6m(high voltage/medium)
H05RN-F 3×1.0mm²L=1.1m(high voltage/high)

BASE Standard Base Flange Base

DIMMABLE SUPPORT Triac PWM 1-10V Dali

CCT

3,000K · 6,000K

HOUSING COLOR OPTION

Basic

Sanded Black
RAL 9005

Secondary

Dark Grey
KAP 7037

Light Sanded Grey
RAL 7038

BASE

1, Flange Base

2. Landing Base

JC3001

• Flange Base is an basic part which you need to assembled the landing base.

1. IP66 light source module pc cover.
2. IP66 built-in power module.
3. IP67 cable gland.

PHOTOMATRIC

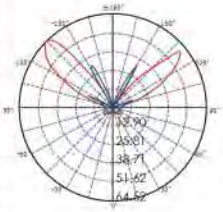

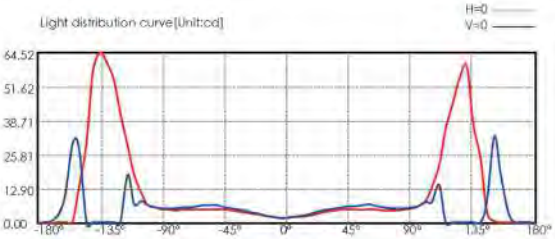



2019-2021 NEW

ITEM
D9EDL2434
LIGHT SOURCE
24×0.2W
INPUT VOLTAGE(V)
DC24V 120/240V
OPERATING CURRENT(MA)
24V=250 120V=95 240V=50
CONSUMPTION(W)
24V=6 120V=6.7 240V=6.5
LUMINANCE(LM)
264.5
IK
07

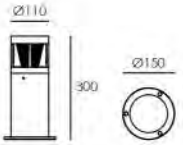

ITEM
D9EDM2434
LIGHT SOURCE
24×0.2W
INPUT VOLTAGE(V)
DC24V 120/240V
OPERATING CURRENT(MA)
24V=250 120V=95 240V=50
CONSUMPTION(W)
24V=6 120V=6.7 240V=6.5
LUMINANCE(LM)
264.5
IK
07

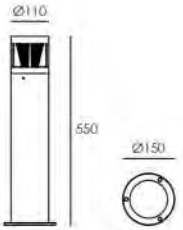

ITEM
D9EDH2434
LIGHT SOURCE
24×0.2W
INPUT VOLTAGE(V)
DC24V 120/240V
OPERATING CURRENT(MA)
24V=250 120V=95 240V=50
CONSUMPTION(W)
24V=6 120V=6.7 240V=6.5
LUMINANCE(LM)
264.5
IK
07

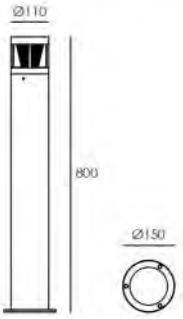

MATERIAL SPECIFICATIONS

HOUSING T=60-80um Adhesion of ISO class 1/ASTM class 4B 12# Die-casting powder coated aluminum.

LIGHT WINDOW PMMA

LED SMD3030 type LED

LED DRIVER Constant Voltage Input,Constant Current Output

OPERATING TEMPERATURE -20˚C~40˚C

POWER CABLE H05RN-F 3×1.0mm²L=0.6m(high voltage/short)
H05RN-F 3×1.0mm²L=0.6m(high voltage/medium)
H05RN-F 3×1.0mm²L=1.1m(high voltage/high)

BASE Standard Base Flange base

DIMMABLE SUPPORT Triac PWM 1-10V Dali

CCT

3,000K · 6,000K

HOUSING COLOR OPTION

Basic

Sanded Black
RAL 9005

Secondary

Dark Grey
KAP 7037

Light Sanded Grey
RAL 7038

BASE

1. Flange Base

2. Landing Base

JC3001

• Flange Base is an basic part which you need to assembled the landing base.

1. IP66 light source module pc cover.
2. IP66 built-in power module.
3. IP67 cable gland.

PHOTOMATRIC

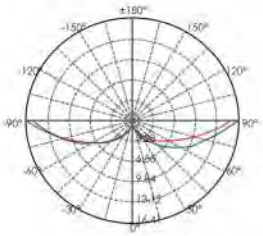

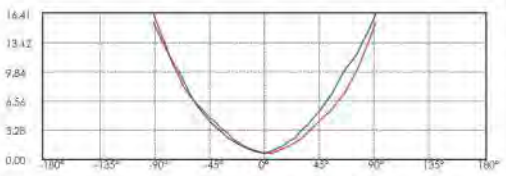

Lux distance Curve

Illuminance at a Distance

	Center Beam LUX	Beam Width V	Beam Width H
2m	0.18 LUX	170.7m	0.1m
4m	0.05 LUX	341.4m	0.2m
6m	0.02 LUX	512.1m	0.3m
8m	0.01 LUX	682.8m	0.3m
10m	0.01 LUX	853.5m	0.4m
12m	0.01 LUX	1024.2m	0.5m

Vert.Spread:177.4 Horiz.Spread:2.5

2019-2021 NEW

ITEM
D9EEL2434
LIGHT SOURCE
24×0.2W
INPUT VOLTAGE(V)
DC24V 120/240V
OPERATING CURRENT(MA)
24V=250 120V=95 240V=50
CONSUMPTION(W)
24V=6 120V=6.7 240V=6.5
LUMINANCE(LM)
79
IK
07

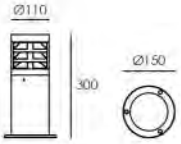

ITEM
D9EEM2434
LIGHT SOURCE
24×0.2W
INPUT VOLTAGE(V)
DC24V 120/240V
OPERATING CURRENT(MA)
24V=250 120V=95 240V=50
CONSUMPTION(W)
24V=6 120V=6.7 240V=6.5
LUMINANCE(LM)
79
IK
07

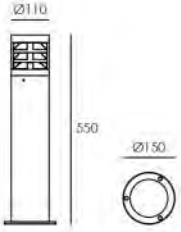

ITEM
D9EEH2434
LIGHT SOURCE
24×0.2W
INPUT VOLTAGE(V)
DC24V 120/240V
OPERATING CURRENT(MA)
24V=250 120V=95 240V=50
CONSUMPTION(W)
24V=6 120V=6.7 240V=6.5
LUMINANCE(LM)
79
IK
07

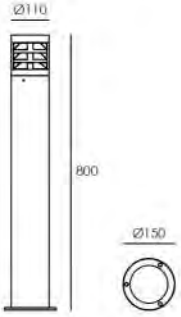

MATERIAL SPECIFICATIONS

HOUSING T=60-80um Adhesion of ISO class 1/ASTM class 4B 12# Die-casting powder coated aluminum.

LIGHT WINDOW PMMA

LED SMD3030 type LED

LED DRIVER Constant Voltage Input,Constant Current Output

OPERATING TEMPERATURE -20˚C~40˚C

POWER CABLE H05RN-F 3×1.0mm²L=0.6m(high voltage/short)
H05RN-F 3×1.0mm²L=0.6m(high voltage/medium)
H05RN-F 3×1.0mm²L=1.1m(high voltage/high)

BASE Standard Base Flange base

DIMMABLE SUPPORT Triac PWM 1-10V Dali

BASE

1. Flange Base

2. Landing Base

JC3001

• Flange Base is an basic part which you need to assembled the landing base.

CCT

3,000K · 6,000K

HOUSING COLOR OPTION

Basic

Sanded Black
RAL 9005

Secondary

Dark Grey
KAP 7037

Light Sanded Grey
RAL 7038

1. IP66 light source module pc cover.
2. IP66 built-in power module.
3. IP67 cable gland.

PHOTOMATRIC

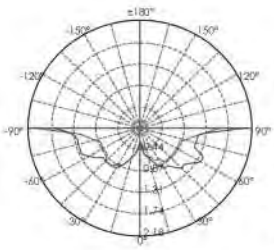

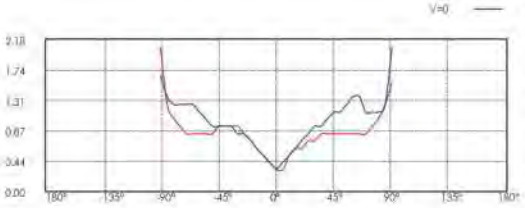

Lux distance Curve

Illuminance at a Distance

	Center Beam LUX	Beam Width V	Beam Width H
2m	0.08 LUX	154.1m	0.1m
4m	0.02 LUX	308.2m	0.2m
6m	0.01 LUX	462.3m	0.3m
8m	0.00 LUX	616.4m	0.3m
10m	0.00 LUX	770.5m	0.4m
12m	0.00 LUX	924.5m	0.5m

Vert.Spread:177.1 Horiz.Spread:2.5

2019-2021 NEW

ITEM
D9EFL2434
LIGHT SOURCE
24×0.2W
INPUT VOLTAGE(V)
DC24V 120/240V
OPERATING CURRENT(MA)
24V=250 120V=95 240V=50
CONSUMPTION(W)
24V=6 120V=6.7 240V=6.5
LUMINANCE(LM)
127
IK
07

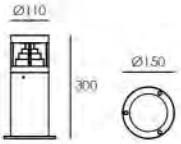

ITEM
D9EFM2434
LIGHT SOURCE
24×0.2W
INPUT VOLTAGE(V)
DC24V 120/240V
OPERATING CURRENT(MA)
24V=250 120V=95 240V=50
CONSUMPTION(W)
24V=6 120V=6.7 240V=6.5
LUMINANCE(LM)
127
IK
07

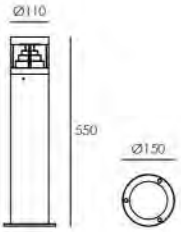

ITEM
D9EFH2434
LIGHT SOURCE
24×0.2W
INPUT VOLTAGE(V)
DC24V 120/240V
OPERATING CURRENT(MA)
24V=250 120V=95 240V=50
CONSUMPTION(W)
24V=6 120V=6.7 240V=6.5
LUMINANCE(LM)
127
IK
07

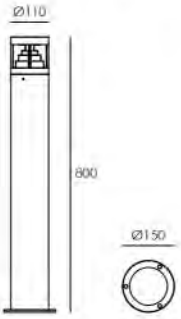

MATERIAL SPECIFICATIONS

HOUSING T=60-80um Adhesion of ISO class 1/ASTM class 4B 12# Die-casting powder coated aluminum.

LIGHT WINDOW PMMA

LED SMD3030 type LED

LED DRIVER Constant Voltage Input,Constant Current Output

OPERATING TEMPERATURE -20˚C~40˚C

POWER CABLE H05RN-F 3×1.0mm²L=0.6m(high voltage/short)
H05RN-F 3×1.0mm²L=0.6m(high voltage/medium)
H05RN-F 3×1.0mm²L=1.1m(high voltage/high)

BASE Standard Base Flange base

DIMMABLE SUPPORT Triac PWM 1-10V Dali

BASE

1. Flange Base

2. Landing Base
JC3001

• Flange Base is an basic part which you need to assembled the landing base.

CCT

3,000K · 6,000K

HOUSING COLOR OPTION

Basic

Sanded Black
RAL 9005

Secondary

Dark Grey
KAP 7037

Light Sanded Grey
RAL 7038

1. IP66 light source module pc cover.
2. IP66 built-in power module.
3. IP67 cable gland.

PHOTOMATRIC

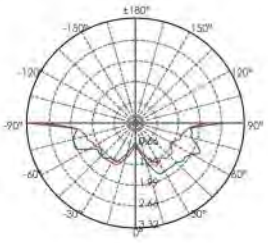

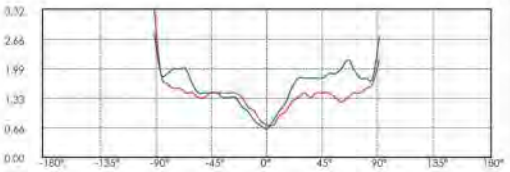

Lux distance Curve

Illuminance at a Distance

	Center Beam LUX	Beam Width V	Beam Width H
2m	0.18 LUX	143.0m	176.9m
4m	0.05 LUX	286.1m	353.9m
6m	0.02 LUX	429.1m	530.8m
8m	0.01 LUX	572.2m	707.8m
10m	0.01 LUX	715.2m	884.7m
12m	0.01 LUX	858.3m	1061.7m

Vert.Spread:176.9 Horiz.Spread:177.5

2019-2021 NEW

ITEM
D9AFL1234
LIGHT SOURCE
12×0.5W
INPUT VOLTAGE(V)
DC24V 120/240V
OPERATING CURRENT(MA)
24V=250 120V=60 240V=35
CONSUMPTION(W)
24V=6 120V=7 240V=7
LUMINANCE(LM)
24V=168

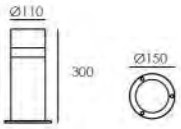

ITEM
D9AFM1234
LIGHT SOURCE
12×0.5W
INPUT VOLTAGE(V)
DC24V 120/240V
OPERATING CURRENT(MA)
24V=250 120V=60 240V=35
CONSUMPTION(W)
24V=6 120V=7 240V=7
LUMINANCE(LM)
24V=168

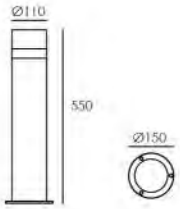

ITEM
D9AFH1234
LIGHT SOURCE
12×0.5W
INPUT VOLTAGE(V)
DC24V 120/240V
OPERATING CURRENT(MA)
24V=250 120V=60 240V=35
CONSUMPTION(W)
24V=6 120V=7 240V=7
LUMINANCE(LM)
24V=168

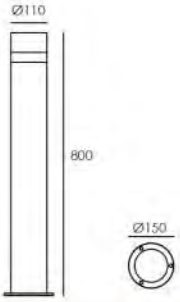

MATERIAL SPECIFICATIONS

HOUSING

LIGHT WINDOW

LED

LED DRIVER

OPERATING TEMPERATURE

POWER CABLE

BASE

DIMMABLE SUPPORT

LED COLOUR TEMPERATURE

BASE

1. Flange Base

FB00130

2. Landing Base

JC3001

• Flange Base is an basic part which you need to assembled the landing base.

HOUSING COLOR OPTION

LIGHT APPLICATION

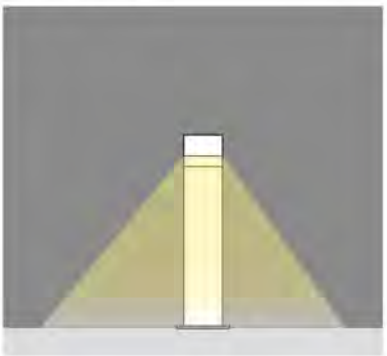

2019-2021 NEW

ITEM
D9AFL2434
LIGHT SOURCE
24×0.5W
INPUT VOLTAGE(V)
DC24V 120/240V
OPERATING CURRENT(MA)
24V=500 120V=120 240V=60
CONSUMPTION(W)
24V=12 120V=14 240V=14
LUMINANCE(LM)
24V=337

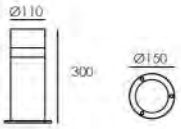

ITEM
D9AFM2434
LIGHT SOURCE
24×0.5W
INPUT VOLTAGE(V)
DC24V 120/240V
OPERATING CURRENT(MA)
24V=500 120V=120 240V=60
CONSUMPTION(W)
24V=12 120V=14 240V=14
LUMINANCE(LM)
24V=337

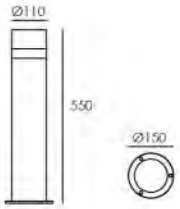

ITEM
D9AFH2434
LIGHT SOURCE
24×0.5W
INPUT VOLTAGE(V)
DC24V 120/240V
OPERATING CURRENT(MA)
24V=500 120V=120 240V=60
CONSUMPTION(W)
24V=12 120V=14 240V=14
LUMINANCE(LM)
24V=337

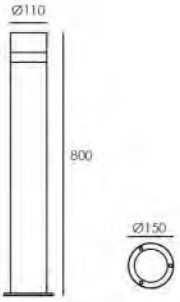

MATERIAL SPECIFICATIONS

HOUSING

LIGHT WINDOW

LED

LED DRIVER

OPERATING TEMPERATURE

POWER CABLE

BASE

DIMMABLE SUPPORT

HOUSING COLOR OPTION

BASE

1. Flange Base

FB00130

2. Landing Base

JC3001

• Flange Base is an basic part which you need to assembled the landing base.

LED COLOUR TEMPERATURE

LIGHT APPLICATION

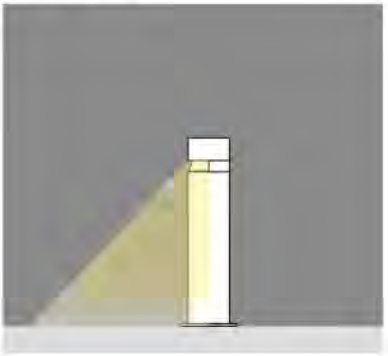



2019-2021 NEW

ITEM
B9AUL0128
LIGHT SOURCE
1×10W
INPUT VOLTAGE(V)
240V
OPERATING CURRENT(MA)
49
CONSUMPTION(W)
11
LUMINANCE(LM)
515
IK
07

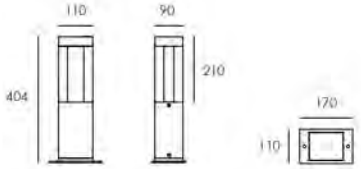

ITEM
B9AUM0128
LIGHT SOURCE
1×10W
INPUT VOLTAGE(V)
240V
OPERATING CURRENT(MA)
49
CONSUMPTION(W)
11
LUMINANCE(LM)
515
IK
07

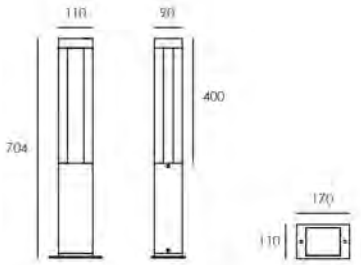

ITEM
B9AUH0128
LIGHT SOURCE
1×10W
INPUT VOLTAGE(V)
240V
OPERATING CURRENT(MA)
49
CONSUMPTION(W)
11
LUMINANCE(LM)
515
IK
07

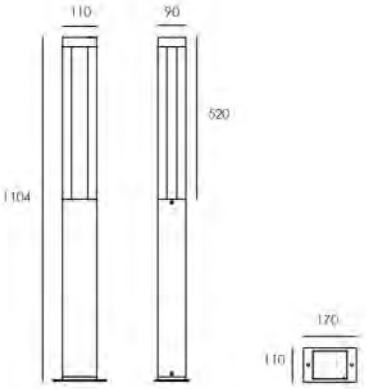

ITEM
B9AUT0128
LIGHT SOURCE
1×10W
INPUT VOLTAGE(V)
240V
OPERATING CURRENT(MA)
49
CONSUMPTION(W)
11
LUMINANCE(LM)
515
IK
07

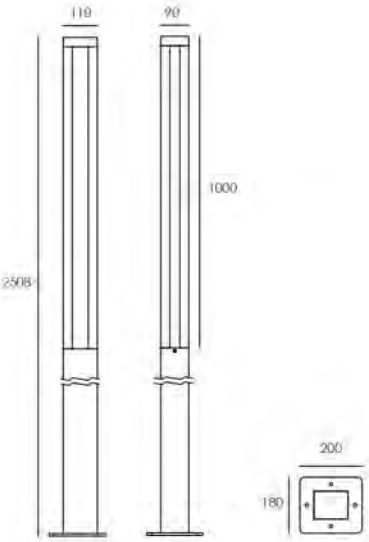

MATERIAL SPECIFICATIONS

HOUSING T=60-80um Adhesion of ISO class 1/ASTM class 4B 12# Die-casting powder coated aluminum.

LIGHT WINDOW PMMA

LED AC COB LED

LED DRIVER Constant Voltage Input, Constant Current Output

OPERATING TEMPERATURE -20˚C~40˚C

POWER CABLE H05RN-F 3×1.0mm² L=1.0m

CCT

3,000K · 6,000K

OPTICAL

B51 | **20°** **28°** **36°** **60°**

BASE

Landing Base

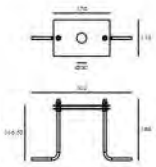

• Flange base is an basic part which you need to assembled the landing base.

LIGHT EFFECT

LED and Driver Module

Ⓐ&Ⓑ 高度皆可訂製

PHOTOMATRIC

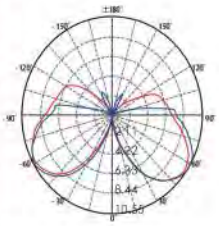

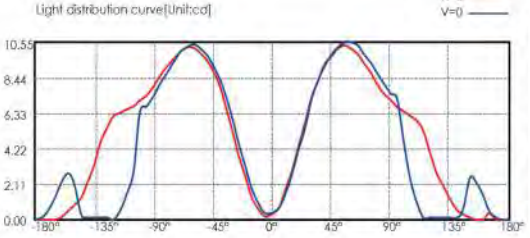

Lux distance cure

	Illuminance at a Distance Center Beam LUX	Beam Width V	Beam Width H
2m	0.08 LUX	0.0m	1.1m
4m	0.02 LUX	0.0m	2.2m
6m	0.01 LUX	0.0m	3.3m
8m	0.00 LUX	0.0m	4.4m
10m	0.00 LUX	0.0m	5.5m
12m	0.00 LUX	0.0m	6.6m

Vert.Spread:0.0 Horiz.Spread:30.9

2019-2021 NEW

ITEM
B9ATM0357

LIGHT SOURCE
3×2W

INPUT VOLTAGE(V)
DC24V 120/240V

OPERATING CURRENT(MA)
24V=290 120V=71 240V=38

CONSUMPTION(W)
24V=7 120V=8.5 240V=8.7

LUMINANCE(LM)
24V=446

IK

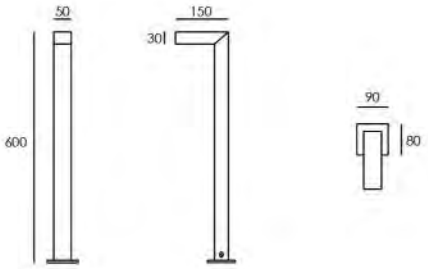

ITEM
B9ATH0357

LIGHT SOURCE
3×2W

INPUT VOLTAGE(V)
DC24V 120/240V

OPERATING CURRENT(MA)
24V=290 120V=71 240V=38

CONSUMPTION(W)
24V=7 120V=8.5 240V=8.7

LUMINANCE(LM)
24V=446

IK

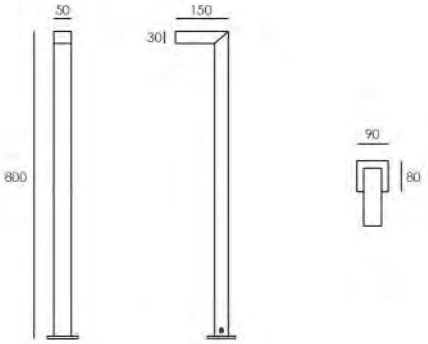

MATERIAL SPECIFICATIONS

HOUSING T=60-80um Adhesion of ISO class 1/ASTM class 4B 12# Die-casting powder coated aluminum.

LIGHT WINDOW PMMA

LED OSRAM

LED DRIVER Constant Voltage Input, Constant Current Output

OPERATING TEMPERATURE -20˚C~40˚C

POWER CABLE H05RN-F 2×1.0mm² L=1.0m

BASE Flange base

DIMMABLE SUPPORT Triac PWM 1-10V Dali

LIGHT EFFECT

CCT

3,000K · 6,000K

PHOTOMATRIC



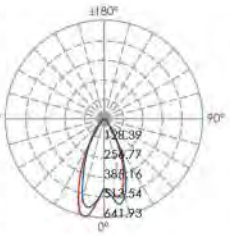

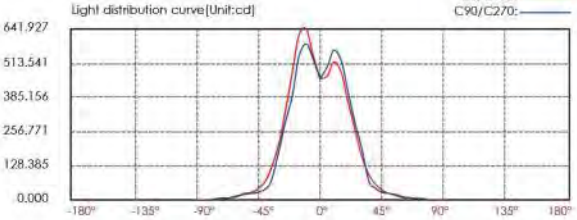

Lux distance cure

	Illuminance at a distance Center beam LUX	Beam width V	Beam width H
2m	113.56 LUX	2.1m	2.1m
4m	28.39 LUX	4.3m	4.3m
6m	12.62 LUX	6.4m	6.4m
8m	7.10 LUX	8.5m	8.5m
10m	4.54 LUX	10.7m	10.7m
12m	3.15 LUX	12.8m	12.8m

Horiz.Spread:56.1 Vert.Spread:56.2

2019-2021 NEW

ITEM
D9AYL3034

LIGHT SOURCE
30×0.5W

INPUT VOLTAGE(V)
240V

OPERATING CURRENT(MA)
240V=90

CONSUMPTION(W)
240V=19.5

LUMINANCE(LM)
240V=2054

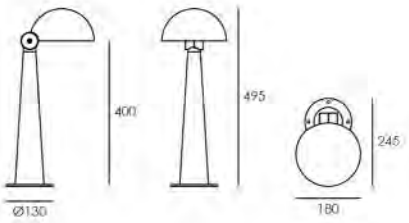

ITEM
D9AYM3034

LIGHT SOURCE
30×0.5W

INPUT VOLTAGE(V)
240V

OPERATING CURRENT(MA)
240V=90

CONSUMPTION(W)
240V=19.5

LUMINANCE(LM)
240V=2054

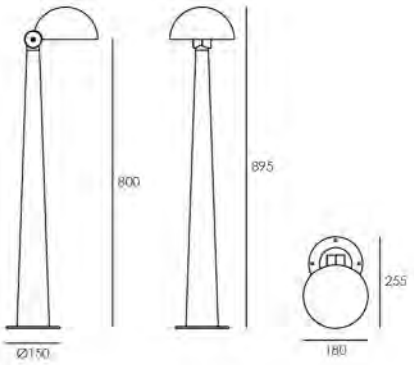

ITEM
D9AYM6034

LIGHT SOURCE
30×0.5W×2

INPUT VOLTAGE(V)
240V

OPERATING CURRENT(MA)
240V=180

CONSUMPTION(W)
240V=39

LUMINANCE(LM)
240V=2054×2

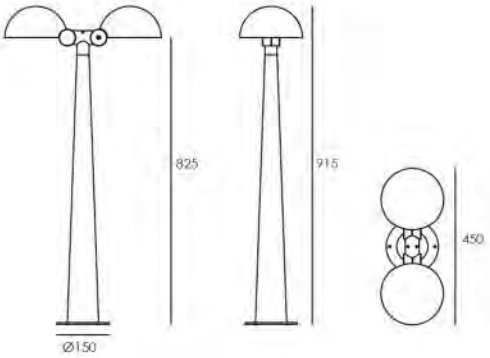

MATERIAL SPECIFICATIONS

HOUSING T=60-80um Adhesion of ISO class 1/ASTM class 4B
12# Die-casting powder coated aluminum.

LIGHT WINDOW PMMA

LED NICHIA COB LED

LED DRIVER Constant Voltage Input, Constant Current Output

OPERATING TEMPERATURE -20°C~40°C

POWER CABLE H05RN-F 2×1.0mm² L=1.0m

BASE Standard Base Flange base

DIMMABLE SUPPORT

CCT

ADJUSTABLE BEAM DIRECTION

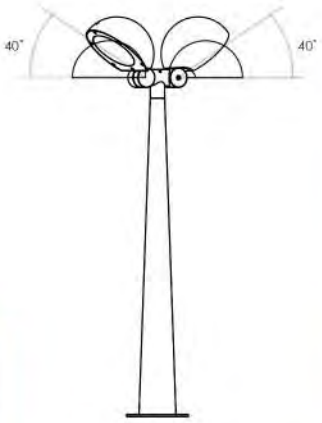

PHOTOMATRIC

2019-2021 NEW

ITEM
B9AZL0857
LIGHT SOURCE
8×1.5W
LENS
A10
LENS OPTIONAL DEGREE
50°
INPUT VOLTAGE(V)
DC24V 120/240V
OPERATING CURRENT(MA)
24V=554 120V=115 240V=62
CONSUMPTION(W)
24V=13.3 120V=14.2 240V=14
LUMINANCE(LM)
24V=1210

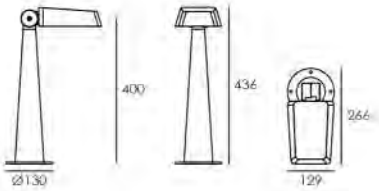

ITEM
B9AZM0857
LIGHT SOURCE
8×1.5W
LENS
A10
LENS OPTIONAL DEGREE
50°
INPUT VOLTAGE(V)
DC24V 120/240V
OPERATING CURRENT(MA)
24V=554 120V=115 240V=62
CONSUMPTION(W)
24V=13.3 120V=14.2 240V=14
LUMINANCE(LM)
24V=1210

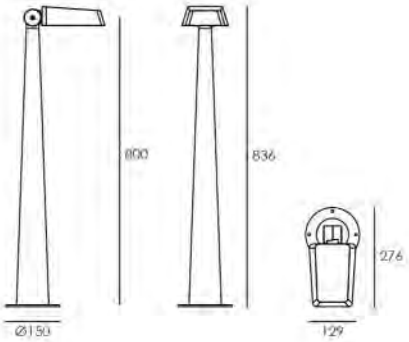

ITEM
B9AZM1657
LIGHT SOURCE
8×1.5W×2
LENS
A10
LENS OPTIONAL DEGREE
50°
INPUT VOLTAGE(V)
DC24V 120/240V
OPERATING CURRENT(MA)
24V=1108 120V=230 240V=124
CONSUMPTION(W)
24V=26.6 120V=28.4 240V=28
LUMINANCE(LM)
24V=1210×2

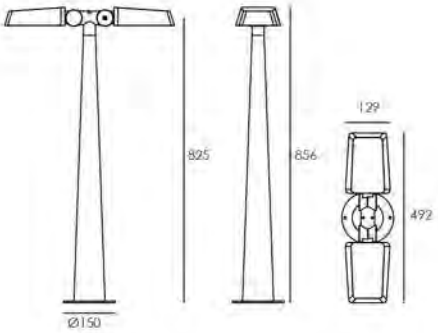

MATERIAL SPECIFICATIONS

HOUSING T=60-80um Adhesion of ISO class 1/ASTM class 4B
12# Die-casting powder coated aluminum.

LIGHT WINDOW PMMA

LED NICHIA COB LED

LED DRIVER Constant Voltage Input, Constant Current Output

OPERATING TEMPERATURE -20˚C~40˚C

POWER CABLE H05RN-F 2×1.0mm² L=1.0m

BASE Standard Base Flange base

DIMMABLE SUPPORT

CCT

ADJUSTABLE BEAM DIRECTION

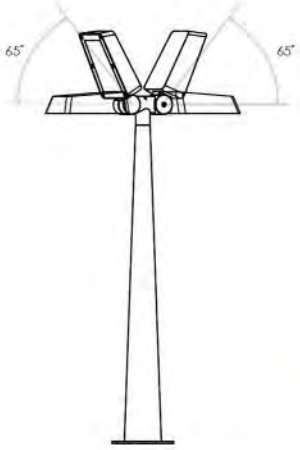

PHOTOMATRIC



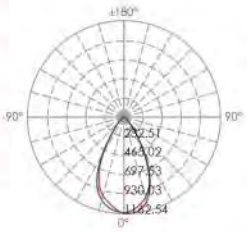

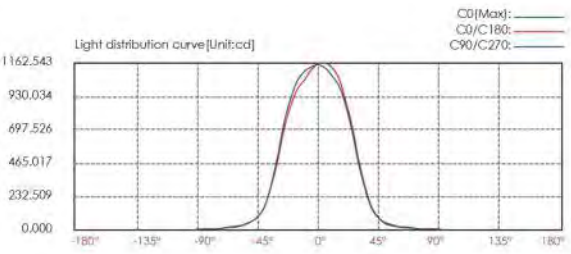

Lux distance curve

	Illuminance at a distance Center beam LUX	Beam width V	Beam width H
2m	290.04 LUX	2.1m	2.1m
4m	72.51 LUX	4.2m	4.3m
6m	32.23 LUX	6.4m	6.4m
8m	18.13 LUX	8.5m	8.5m
10m	11.60 LUX	10.6m	10.7m
12m	8.06 LUX	12.7m	12.8m

Horiz.Spread:55.8 Vert.Spread:56.1

Led Recessed Wall Light

REVIEW
VERSION
2021

2019-2021 NEW



ITEM
D1LY1234
LIGHT SOURCE
12×0.5W
INPUT VOLTAGE(V)
DC 24V 120/240V
OPERATING CURRENT(MA)
24V=250 120V=78 240V=45
CONSUMPTION(W)
24V=6 120V=6 240V=6
LUMINANCE(LM)
134
IK
09

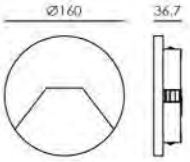

ITEM
D1LX1234
LIGHT SOURCE
12×0.5W
INPUT VOLTAGE(V)
DC 24V 120/240VV
OPERATING CURRENT(MA)
24V=330 120V=91 240V=49
CONSUMPTION(W)
24V=7.9 120V=6.3 240V=6.3
LUMINANCE(LM)
226
IK
08

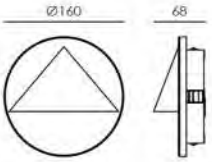

ITEM
D1HU1234
LIGHT SOURCE
12×0.5W
INPUT VOLTAGE(V)
DC 24V 120/240VV
OPERATING CURRENT(MA)
24V=250 120V=78 240V=45
CONSUMPTION(W)
24V=6 120V=6 240V=6
LUMINANCE(LM)
57
IK
08

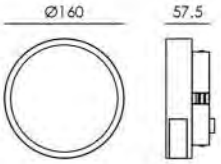

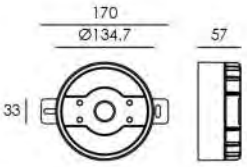

Recessed Sleeve **148#** ((Included))

• DIAGRAM OF INSTRUCTION

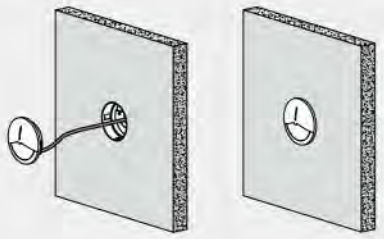

CCT

2,000K · 3,000K · 6,000K

HOUSING COLOR OPTION

Basic

Sanded Dark Grey
KAP 7037

Secondary

Sanded Black
RAL 9005

Silver Grey
KAP 9022

FEATURES

• Front cover without screws

• Use the high-strength clips for installation and ixation.
(please refer remark ❶ & ❷)

SPECIFICATION

HOUSING	12# Die-casting dark grey powder coated aluminum T=60-80μm. Adhesion of ISO class 1/ASTM class 4B
LIGHT WINDOW	UVstop & Fireproof PC T=1mm
CABLE GLAND	IP66
GASKET	Tooling shaped seal
RECESSED SLEEVE	PC/ABS ALLOYS **148#**
LED DRIVER	Constant Voltage Input,Constant Current Output
OPERATING TEMPERATURE	-20˚C~40˚C
POWER CABLE	AC power: H05RN-F 3×1.0mm² L=0.3m(high voltage) DC power: H05RN-F 2×1.0mm² L=0.3m(high voltage)
DIMMABLE SUPPORT	DC24V Track (included) DC24V 0~10V (option) DC24V Dali (option)

PHOTOMETRIC

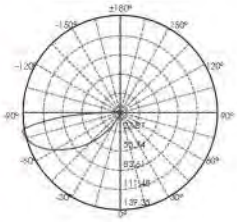

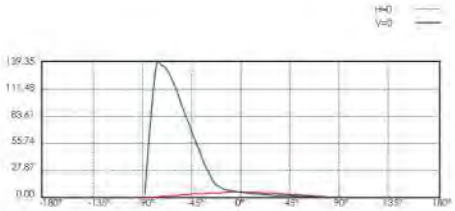

Lux distance Curve

Illuminance at a Distance

	Center Beam LUX	Beam Width V	Beam Width H
2m	1.25 LUX	3.4m	1.4m
4m	0.31 LUX	6.9m	2.8m
6m	0.14 LUX	10.3m	4.2m
8m	0.08 LUX	13.8m	5.7m
10m	0.05 LUX	17.2m	7.1m
12m	0.03 LUX	20.6m	8.5m

Vert.Spread:81.4 Horiz.Spread:38.9

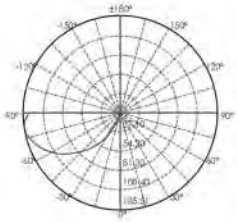

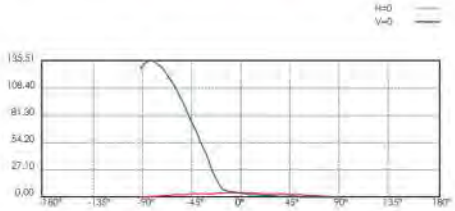

Lux distance Curve

Illuminance at a Distance

	Center Beam LUX	Beam Width V	Beam Width H
2m	1.01 LUX	5.2m	1.8m
4m	0.25 LUX	10.5m	3.5m
6m	0.11 LUX	15.7m	5.3m
8m	0.06 LUX	20.9m	7.1m
10m	0.04 LUX	26.2m	8.9m
12m	0.03 LUX	31.4m	10.6m

Vert.Spread:105.3 Horiz.Spread:47.8

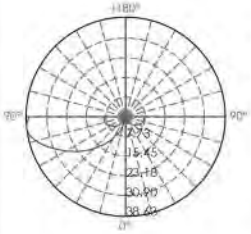

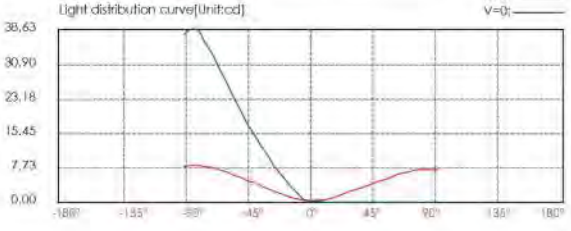

Lux distance cure

Illuminance at a distance

	Center beam LUX	Beam Width V	Beam Width H
2m	0.13 LUX	7.8m	1.5m
4m	0.03 LUX	15.7m	3.0m
6m	0.01 LUX	23.5m	4.5m
8m	0.01 LUX	31.4m	6.0m
10m	0.01 LUX	39.2m	7.5m
12m	0.00 LUX	47.1m	9.0m

Vert.Spread:126.0 Horiz.Spread:41.1

2019-2021 NEW

ITEM
D1KT3032
LIGHT SOURCE
30×0.07W
INPUT VOLTAGE(V)
DC 24V 240V
OPERATING CURRENT(MA)
24V=135 240V=14
CONSUMPTION(W)
24V=3.2 240V=3.2
LUMINANCE(LM)
118
IK
09

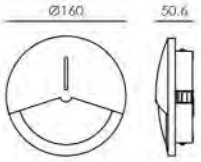

ITEM
D1KU3032
LIGHT SOURCE
30×0.07W
INPUT VOLTAGE(V)
DC 24V 240V
OPERATING CURRENT(MA)
24V=135 240V=14
CONSUMPTION(W)
24V=3.2 240V=3.2
LUMINANCE(LM)
92
IK
09

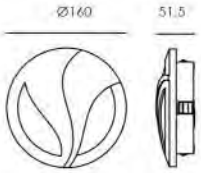

ITEM
D1KW3032
LIGHT SOURCE
30×0.07W
INPUT VOLTAGE(V)
DC 24V 240V
OPERATING CURRENT(MA)
24V=135 240V=14
CONSUMPTION(W)
24V=3.2 240V=3.2
LUMINANCE(LM)
142
IK
09

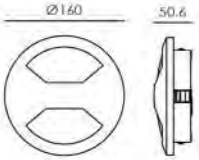

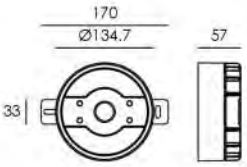

Recessed Sleeve **148#** ((Included))

• DIAGRAM OF INSTRUCTION

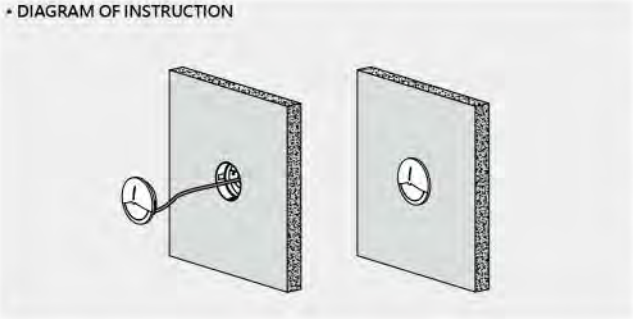

CCT

3,000K · 6,000K

HOUSING COLOR OPTION

Basic

Sanded Dark Grey
KAP 7037

Secondary

Sanded Black
RAL 9005

Silver Grey
KAP 9022

FEATURES

• Front cover without screws

• Use the high-strength clips for installation and ixation.
(please refer remark ❶ & ❷)

SPECIFICATION

HOUSING	12# Die-casting dark grey powder coated aluminum T=60-80μm. Adhesion of ISO class 1/ASTM class 4B
LIGHT WINDOW	UVstop & Fireproof PC T=2.5mm
CABLE GLAND	IP66
GASKET	Tooling shaped seal
RECESSED SLEEVE	PC/ABS ALLOYS **148#**
LED DRIVER	Constant Voltage Input,Constant Current Output
OPERATING TEMPERATURE	-20˚C~40˚C
POWER CABLE	AC power: H05RN-F 3×1.0mm² L=0.3m(high voltage) DC power: H05RN-F 2×1.0mm² L=0.3m(high voltage)
DIMMABLE SUPPORT	DC24V Track (included) DC24V 0~10V (option) DC24V Dali (option)

PHOTOMETRIC



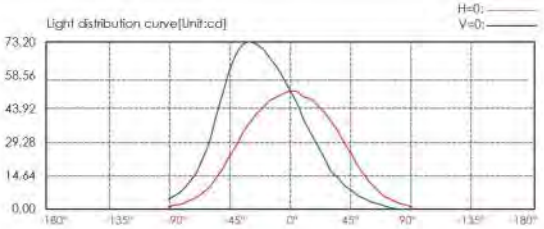

Lux distance cure

Illuminance at a distance

	Center beam LUX	Beam width V	Beam width H
2m	12.95 LUX	3.2m	2.7m
4m	3.24 LUX	6.4m	5.4m
6m	1.44 LUX	9.6m	8.2m
8m	0.81 LUX	12.8m	10.9m
10m	0.52 LUX	16.0m	13.6m
12m	0.36 LUX	19.2m	16.3m

Ver.Spread:77.2 Horiz.Spread:68.5



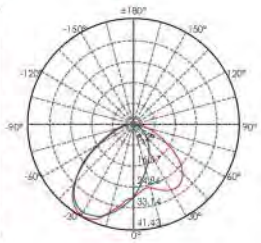

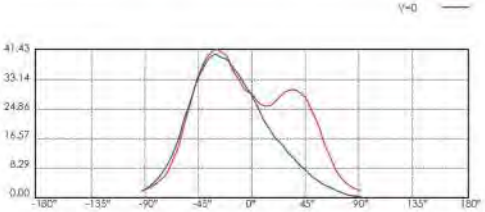

Lux distance Curve

Illuminance at a Distance

	Center Beam LUX	Beam Width V	Beam Width H
2m	7.11 LUX	5.1m	3.7m
4m	1.78 LUX	10.3m	7.5m
6m	0.79 LUX	15.4m	11.2m
8m	0.44 LUX	20.6m	15.0m
10m	0.28 LUX	25.7m	18.7m
12m	0.20 LUX	30.9m	22.4m

Vert.Spread:104.4 Horiz.Spread:86.2



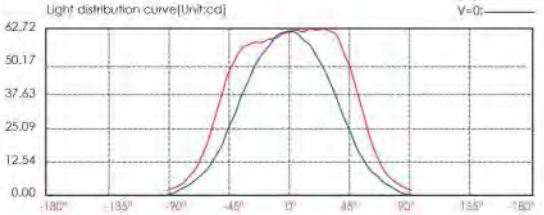

Lux distance cure

Illuminance at a distance

	Center beam LUX	Beam width V	Beam width H
2m	15.37 LUX	5.5m	3.6m
4m	3.84 LUX	11.0m	7.2m
6m	1.71 LUX	16.5m	10.9m
8m	0.96 LUX	22.0m	14.5m
10m	0.61 LUX	27.5m	18.1m
12m	0.43 LUX	33.0m	21.7m

Ver.Spread:108.0 Horiz.Spread:84.4

2019-2021 NEW

ITEM
D1AJ0634
LIGHT SOURCE
6×0.5W NICHIA
INPUT VOLTAGE(V)
DC 24V 240V
OPERATING CURRENT(MA)
24V=100 240V=26
CONSUMPTION(W)
24V=2.4 240V=3
LUMINANCE(LM)
36
IK
07

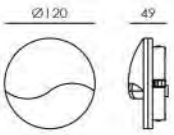

ITEM
D1AK1833
LIGHT SOURCE
18×0.15W NICHIA
INPUT VOLTAGE(V)
DC 24V 240V
OPERATING CURRENT(MA)
24V=105 240V=27
CONSUMPTION(W)
24V=2.5 240V=3.3
LUMINANCE(LM)
157
IK
08

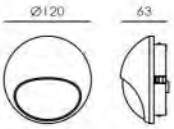

ITEM
D1AL2832
LIGHT SOURCE
28×0.1W NICHIA
INPUT VOLTAGE(V)
DC 24V 240V
OPERATING CURRENT(MA)
24V=125 240V=14
CONSUMPTION(W)
24V=3 240V=3
LUMINANCE(LM)
12
IK
08

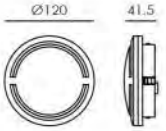

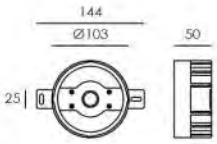

Recessed Sleeve **140#** ((Included))

• DIAGRAM OF INSTRUCTION

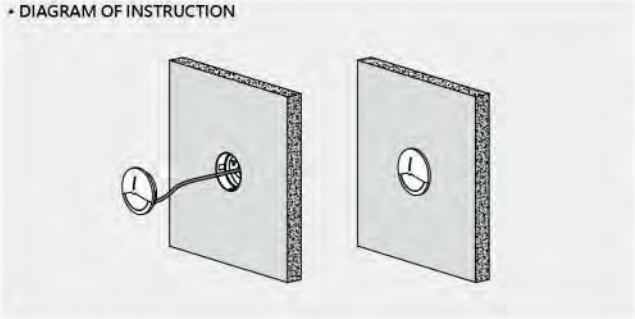

CCT

2,000K · 3,000K · 6,000K

HOUSING COLOR OPTION

Basic

Sanded Dark Grey
KAP 7037

Secondary

Sanded Black
RAL 9005

Silver Grey
KAP 9022

FEATURES

• Front cover without screws

• Use the high-strength clips for installation and ixation.
(please refer remark ❶ & ❷)

SPECIFICATION

HOUSING	12# Die-casting dark grey powder coated aluminum T=60-80μm. Adhesion of ISO class 1/ASTM class 4B
LIGHT WINDOW	UVstop & Fireproof PC T=6mm
CABLE GLAND	IP66
GASKET	Tooling shaped seal
RECESSED SLEEVE	PC/ABS ALLOYS **140#**
LED DRIVER	Constant Voltage Input,Constant Current Output
OPERATING TEMPERATURE	-20˚C~40˚C
POWER CABLE	AC power: H05RN-F 3×1.0mm² L=0.3m(high voltage) DC power: H05RN-F 2×1.0mm² L=0.3m(high voltage)
DIMMABLE SUPPORT	DC24V Track (included) DC24V 0~10V (option) DC24V Dali (option)

PHOTOMETRIC



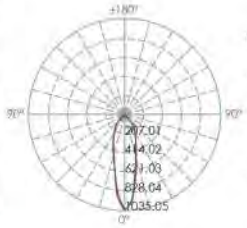

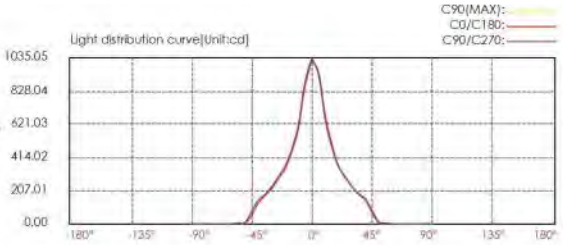

Lux distance cure

Illuminance at a distance

	Center beam LUX	Beam width V	Beam width H
2m	256.04 LUX	0.9m	0.9m
4m	64.01 LUX	1.9m	1.9m
6m	28.43 LUX	2.8m	2.8m
8m	16.00 LUX	3.8m	3.8m
10m	10.24 LUX	4.7m	4.7m
12m	7.11 LUX	5.7m	5.6m

Ver.Spread:26.5 Horiz.Spread:26.4

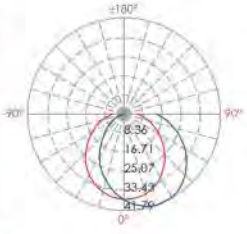

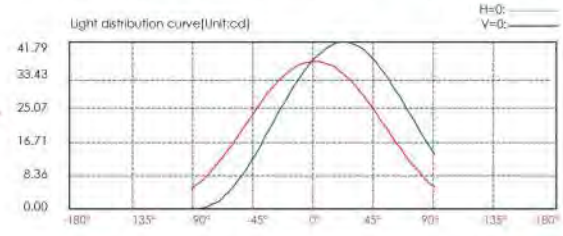

Lux distance cure

Illuminance at a distance

	Center beam LUX	Beam width V	Beam width H
2m	9.24 LUX	5.8m	5.5m
4m	2.31 LUX	11.5m	10.9m
6m	1.03 LUX	17.3m	16.4m
8m	0.58 LUX	23.1m	21.8m
10m	0.37 LUX	28.8m	27.3m
12m	0.26 LUX	34.6m	32.7m

Ver.Spread:110.5 Horiz.Spread:107.6

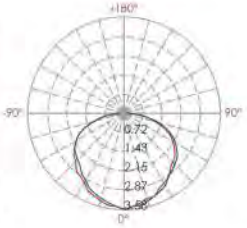

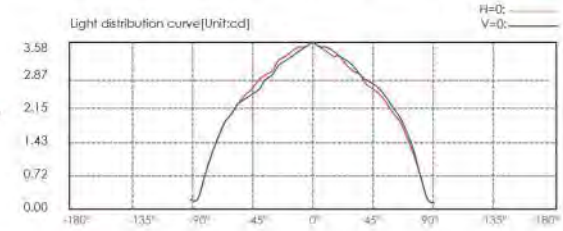

Lux distance cure

Illuminance at a distance

	Center beam LUX	Beam width V	Beam width H
2m	0.90 LUX	8.9m	9.3m
4m	0.22 LUX	17.8m	18.5m
6m	0.10 LUX	26.7m	27.8m
8m	0.06 LUX	35.6m	37.0m
10m	0.04 LUX	44.5m	46.3m
12m	0.02 LUX	53.4m	55.5m

Ver.Spread:131.7 Horiz.Spread:133.3

Led Recessed Wall Light
Round & Square Wall Light

2019-2021 NEW

ITEM
D1CY0934
LIGHT SOURCE
9×0.5W
INPUT VOLTAGE(V)
DC 24V 120/240V
OPERATING CURRENT(MA)
24V=250 120V=83 240V=46
CONSUMPTION(W)
24V=6 120V=6.3 240V=6.3
LUMINANCE(LM)
157
IK
07

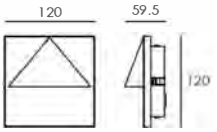

ITEM
D1CX0934
LIGHT SOURCE
9×0.5W
INPUT VOLTAGE(V)
DC 24V 120/240V
OPERATING CURRENT(MA)
24V=250 120V=83 240V=46
CONSUMPTION(W)
24V=6 120V=6.3 240V=6.3
LUMINANCE(LM)
172
IK

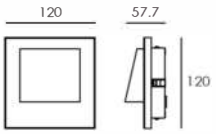

ITEM
D1CZ0934
LIGHT SOURCE
9×0.5W
INPUT VOLTAGE(V)
DC 24V 120/240VV
OPERATING CURRENT(MA)
24V=250 120V=82 240V=46
CONSUMPTION(W)
24V=6 120V=6.3 240V=6.3
LUMINANCE(LM)
105
IK
06

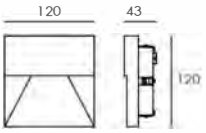



ITEM
D1CN0634
LIGHT SOURCE
6×0.6W
INPUT VOLTAGE(V)
DC 24V 240V
OPERATING CURRENT(MA)
24V=200 240V=
CONSUMPTION(W)
24V=4.8 240V=
LUMINANCE(LM)
24V=130
IK
10

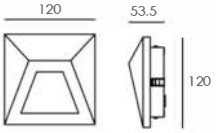

ITEM
D1CW2832
LIGHT SOURCE
28×0.08W
INPUT VOLTAGE(V)
DC 24V 240V
OPERATING CURRENT(MA)
24V=105 240V=16
CONSUMPTION(W)
24V=2.5 240V=2.5
LUMINANCE(LM)
84
IK
05

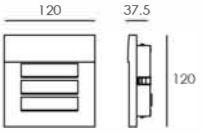

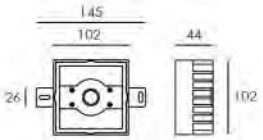

Recessed Sleeve **150#** (Included)

• DIAGRAM OF INSTRUCTION

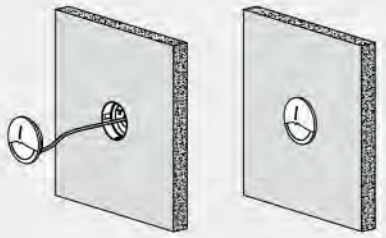

FEATURES

• Front cover without screws

• Use the high-strength clips for installation and ixation.
(please refer remark ❶ & ❷)

CCT

2,000K · 3,000K · 6,000K

FRONT COVER COLOR OPTION

Basic

Sanded Dark Grey
KAP 7037

Secondary

Sanded Black
RAL 9005

Silver Grey
KAP 9022

SPECIFICATION

HOUSING	12# Die-casting dark grey powder coated aluminum T=60-80μm. Adhesion of ISO class 1/ASTM class 4B
LIGHT WINDOW	UVstop & Fireproof PC
CABLE GLAND	IP66
GASKET	Tooling shaped seal
RECESSED SLEEVE	PC/ABS ALLOYS **150#**
LED DRIVER	Constant Voltage Input,Constant Current Output
OPERATING TEMPERATURE	-20˚C~40˚C
POWER CABLE	AC power: H05RN-F 3×1.0mm² L=0.3m(high voltage) DC power: H05RN-F 2×1.0mm² L=0.3m(high voltage)
DIMMABLE SUPPORT	DC24V Track (included) DC24V 0~10V (option) DC24V Dali (option)

PHOTOMETRIC



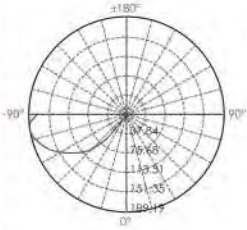

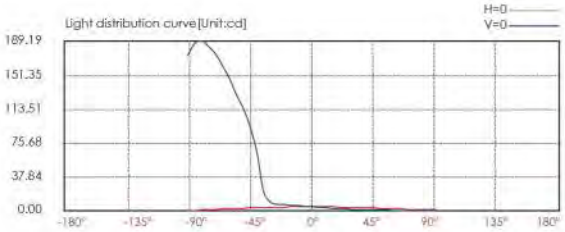

Lux distance cure

Illuminance at a distance	Center beam LUX	Beam width V	Beam width H
2m	1.06 LUX	4.7m	1.6m
4m	0.27 LUX	9.5m	3.2m
6m	0.12 LUX	14.2m	4.8m
8m	0.07 LUX	18.9m	6.4m
10m	0.04 LUX	23.6m	8.0m
12m	0.03 LUX	28.4m	9.7m

Vert.Spread:99.6 Horiz.Spread:43.8

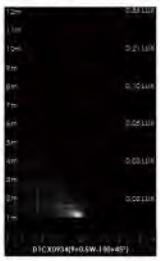

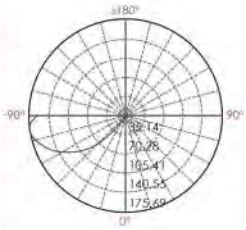

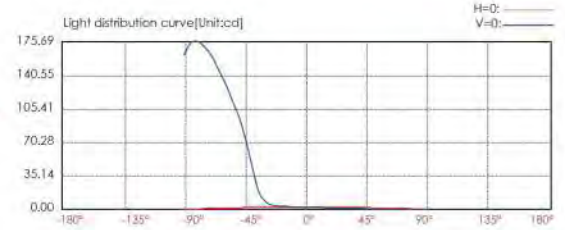

Lux distance cure

Illuminance at a distance	Center beam LUX	Beam width V	Beam width H
2m	0.57 LUX	4.2m	1.5m
4m	0.14 LUX	8.3m	3.0m
6m	0.06 LUX	12.5m	4.5m
8m	0.04 LUX	16.6m	5.9m
10m	0.02 LUX	20.8m	7.4m
12m	0.02 LUX	24.9m	8.9m

Vert.Spread:92.2 Horiz.Spread:40.8

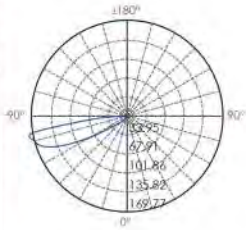

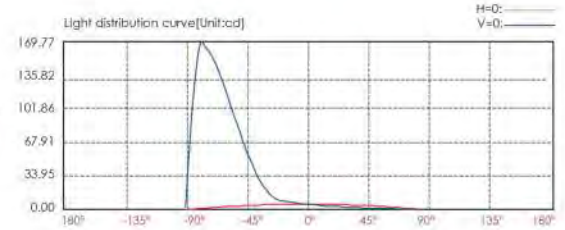

Lux distance cure

Illuminance at a distance	Center beam LUX	Beam width V	Beam width H
2m	0.52 LUX	3.5m	0.8m
4m	0.13 LUX	6.9m	1.6m
6m	0.06 LUX	10.4m	2.4m
8m	0.03 LUX	13.8m	3.2m
10m	0.02 LUX	17.3m	4.0m
12m	0.01 LUX	20.8m	4.8m

Vert.Spread:81.7 Horiz.Spread:22.6



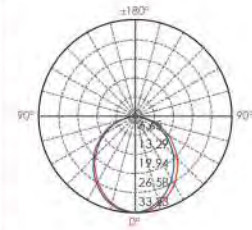

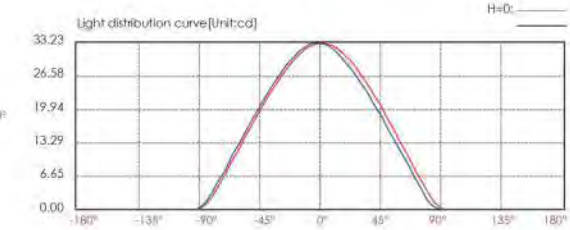

Lux distance cure

Illuminance at a distance	Center beam LUX	Beam width V	Beam width H
2m	8.25 LUX	5.1m	4.9m
4m	2.06 LUX	10.1m	9.8m
6m	0.92 LUX	15.2m	14.7m
8m	0.52 LUX	20.3m	19.6m
10m	0.33 LUX	25.3m	24.5m
12m	0.23 LUX	30.4m	29.4m

Vert.Spread:103.5 Horiz.Spread:101.7

ITEM
D1HA1034
LIGHT SOURCE
10×0.5W
INPUT VOLTAGE(V)
DC 24V 120/240V
OPERATING CURRENT(MA)
24V=230 120V=100 240V=60
CONSUMPTION(W)
24V=5.5 120V=6.8 240V=6.5
LUMINANCE(LM)
CW=124.6 WW=112.9
IK
10

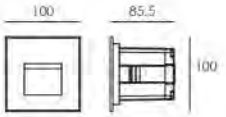

ITEM
D1HB1034
LIGHT SOURCE
10×0.5W
INPUT VOLTAGE(V)
DC 24V 120/240V
OPERATING CURRENT(MA)
24V=230 120V=100 240V=60
CONSUMPTION(W)
24V=5.5 120V=6.8 240V=6.5
LUMINANCE(LM)
CW=103 WW=94.5
IK
10

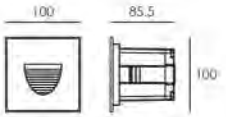

ITEM
D1HE1634
LIGHT SOURCE
16×0.2W
INPUT VOLTAGE(V)
DC 24V 120/240V
OPERATING CURRENT(MA)
24V=125 120V=58 240V=34
CONSUMPTION(W)
24V=3 120V=3.7 240V=3.8
LUMINANCE(LM)
CW=50 WW=45
IK
09

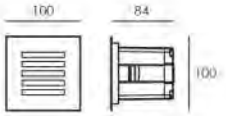

ITEM
D1HC1634
LIGHT SOURCE
16×0.2W
INPUT VOLTAGE(V)
DC 24V 120/240V
OPERATING CURRENT(MA)
24V=125 120V=58 240V=34
CONSUMPTION(W)
24V=3 120V=3.7 240V=3.8
LUMINANCE(LM)
CW=35 WW=32
IK
09

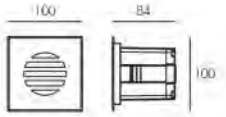

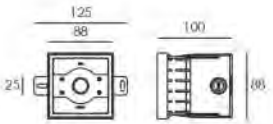

Recessed Sleeve **092#** (Included)

TRIAC PWM 1-10V DALI IP65

• DIAGRAM OF INSTRUCTION

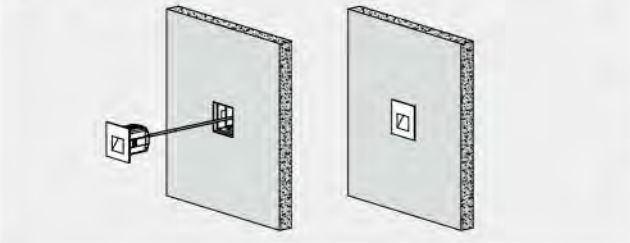

FEATURES

• Front cover without screws

• Use the high-strength clips for installation and ixation. (please refer remark ❶)

CCT

2,000K · 3,000K · 6,000K

HOUSING COLOR OPTION

Basic

Sanded Dark Grey
KAP 7037

Secondary

Sanded Black
RAL 9005

Silver Grey
KAP 9022

SPECIFICATION

FRONT COVER	D1HA1034 / D1HB1034: 12# Die-casting aluminum KAP7037 powder coated. T=60-80μm. Adhesion of ISO class 1/ASTM class 4B D1HE1634 / D1HC1634: Hard chromeplated Stainless steel 316#
HOUSING	12# Die-casting RAL9005 powder coated aluminum. T=60-80μm. Adhesion of ISO class 1/ASTM class 4B
LIGHT WINDOW	UVstop & Fireproof PC
CABLE GLAND	IP67 copper and nicked coated
GASKET	Molding shaped silicone seal
RECESSED SLEEVE	PC/ABS ALLOYS **092#**
LED DRIVER	Constant Voltage Input,Constant Current Output
OPERATING TEMPERATURE	-20˚C~40˚C
POWER CABLE	AC power: H05RN-F 2×1.0mm² L=0.5m (low voltage) DC power: H05RN-F 3×1.0mm² L=0.5m (high voltage)
LED	SMD3030 type LED
DIMMABLE SUPPORT	Triac · PWM · 1-10V · Dali (Please refer to p.333 to see more option and specification)

PHOTOMETRIC

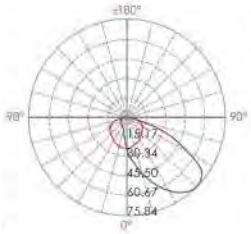

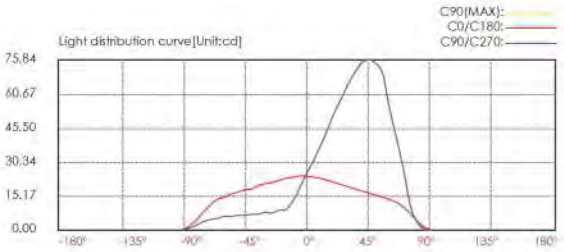

Lux distance cure

Illuminance at a distance

	Center beam LUX	Beam width V	Beam width H
2m	5.98 LUX	2.1m	3.5m
4m	1.49 LUX	4.2m	7.0m
6m	0.66 LUX	6.4m	10.6m
8m	0.37 LUX	8.5m	14.1m
10m	0.24 LUX	10.6m	17.6m
12m	0.17 LUX	12.7m	21.1m

Vert.Spread:55.9 Horiz.Spread:82.7

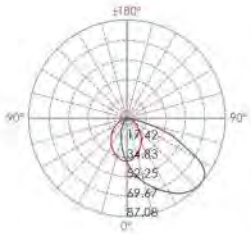

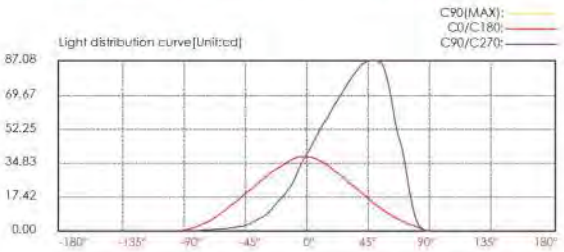

Lux distance cure

Illuminance at a distance

	Center beam LUX	Beam width V	Beam width H
2m	9.48 LUX	2.6m	3.3m
4m	2.37 LUX	5.1m	6.5m
6m	1.05 LUX	7.7m	9.8m
8m	0.59 LUX	10.2m	13.1m
10m	0.38 LUX	12.8m	16.3m
12m	0.26 LUX	15.4m	19.6m

Vert.Spread:65.3 Horiz.Spread:78.6

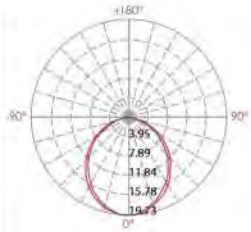

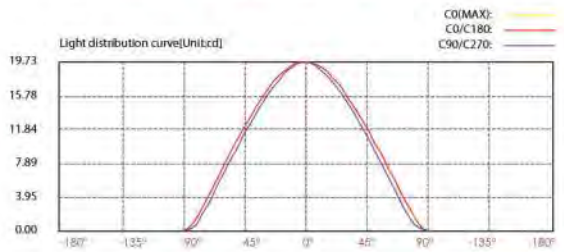

Lux distance cure

Illuminance at a distance

	Center beam LUX	Beam width V	Beam width H
2m	4.93 LUX	4.60m	5.20m
4m	1.23 LUX	9.30m	10.3m
6m	0.55 LUX	13.9m	15.5m
8m	0.31 LUX	18.5m	20.6m
10m	0.20 LUX	23.2m	25.8m
12m	0.14 LUX	27.8m	30.9m

Ver.Spread:98.4 Horiz.Spread:104.4

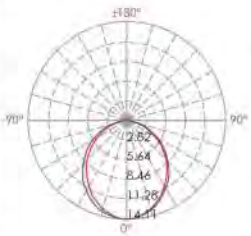

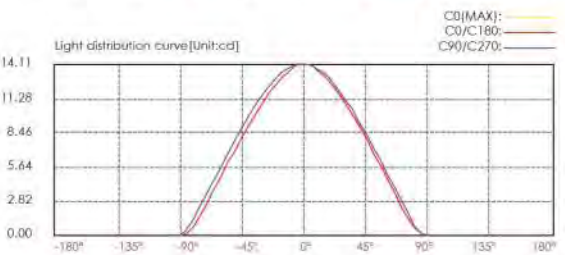

Lux distance cure

Illuminance at a distance

	Center beam LUX	Beam width V	Beam width H
2m	3.53 LUX	5.10m	4.60m
4m	0.88 LUX	10.3m	9.30m
6m	0.39 LUX	15.4m	13.9m
8m	0.22 LUX	20.5m	18.5m
10m	0.14 LUX	25.7m	23.2m
12m	0.10 LUX	30.8m	27.8m

Ver.Spread:104.2 Horiz.Spread:98.4

ITEM
D1GA0334
LIGHT SOURCE
3×0.7W
INPUT VOLTAGE(V)
DC 24V 120/240V
OPERATING CURRENT(MA)
24V=110 120V=48 240V=29
CONSUMPTION(W)
24V=2.6 120V=3.1 240V=3.1
LUMINANCE(LM)
CW=39 WW=36
IK
10

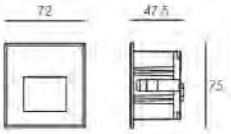

ITEM
D1GB0334
LIGHT SOURCE
3×0.7W
INPUT VOLTAGE(V)
DC 24V 120/240V
OPERATING CURRENT(MA)
24V=110 120V=48 240V=29
CONSUMPTION(W)
24V=2.6 120V=3.0 240V=3.1
LUMINANCE(LM)
CW=25 WW=22
IK
10

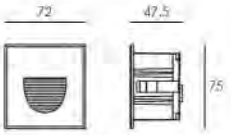

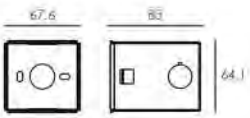

Stainless steel
Recessed Sleeve **178#** (Included)

TRIAC **PWM** **1-10V** **DALI** **IP65**

• DIAGRAM OF INSTRUCTION

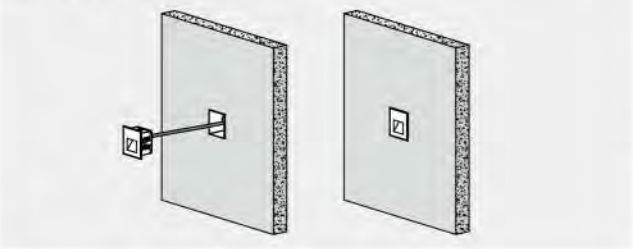

CCT

2,000K · 3,000K · 6,000K

HOUSING COLOR OPTION

Basic

Sanded Dark Grey
KAP 7037

Secondary

Sanded Black
RAL 9005

Silver Grey
KAP 9022

FEATURES

• Front cover without screws

• Use the high-strength clips for installation and ixation. (please refer remark ❶)

SPECIFICATION

FRONT COVER	12# Die-casting aluminum KAP7037 powder coated. T=60-80μm. Adhesion of ISO class 1/ASTM class 4B
HOUSING	12# Die-casting aluminum KAP7037 powder coated. T=60-80μm. Adhesion of ISO class1/ ASTM class 4B
LIGHT WINDOW	UVstop & Fireproof PC
CABLE GLAND	IP67 Copper and nicked coated
GASKET	Molding shaped silicone seal
RECESSED SLEEVE	**139#** Zinc plated mounting sleeve grey powder Coated,T=60-80μm.Adhesion of ISO class 1/ASTM class 4B
LED DRIVER	Constant Voltage Input,Constant Current Output
OPERATING TEMPERATURE	-20˚C~40˚C
POWER CABLE	H05RN-F 2×1.0mm² L=0.5m (low voltage) H05RN-F 3×1.0mm² L=0.5m (high voltage)
LED	SMD3030 type LED
IP	IP65
DIMMABLE SUPPORT	Triac · PWM · 1-10V · Dali(Please refer to p.333 to see more option and specification)

PHOTOMETRIC



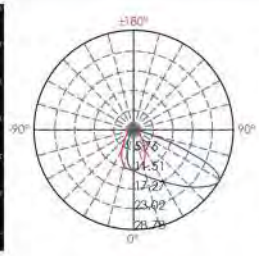

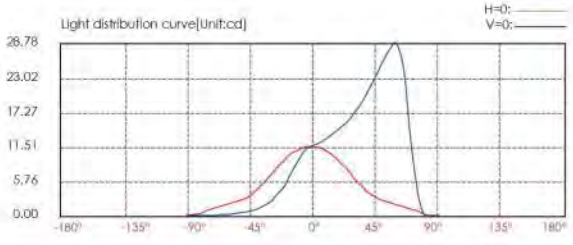

Lux distance cure

Illuminance at a distance

	Center beam LUX	Beam width V	Beam width H
2m	2.92 LUX	1.9m	1.9m
4m	0.73 LUX	3.8m	3.9m
6m	0.32 LUX	5.6m	5.8m
8m	0.18 LUX	7.5m	7.8m
10m	0.12 LUX	9.4m	9.7m
12m	0.08 LUX	11.3m	11.7m

Vert.Spread:50.4 Horiz.Spread:51.9

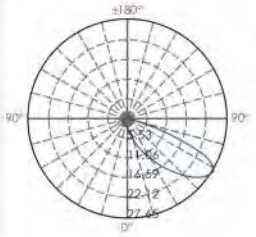

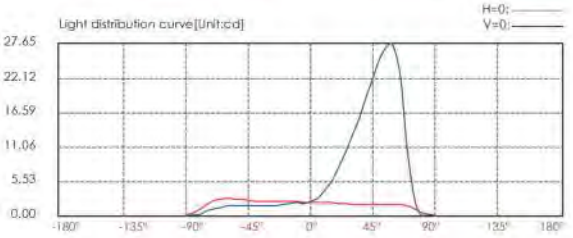

Lux distance cure

Illuminance at a distance

	Center beam LUX	Beam width V	Beam width H
2m	0.56 LUX	1.7m	1.4m
4m	0.14 LUX	3.5m	2.7m
6m	0.06 LUX	5.2m	4.1m
8m	0.04 LUX	6.9m	5.4m
10m	0.02 LUX	8.7m	6.8m
12m	0.02 LUX	10.4m	8.1m

Vert.Spread:47.0 Horiz.Spread:37.4

ITEM
D1G1807

LIGHT SOURCE
18×0.05W SMD3030

INPUT VOLTAGE(V)
DC 24V 120/240V

OPERATING CURRENT(MA)
24V=50 120V=27 240V=17

CONSUMPTION(W)
24V=1.2 120V=1.7 240V=1.8

LUMINANCE(LM)
CW=49 WW=46

IK
10

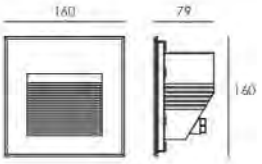

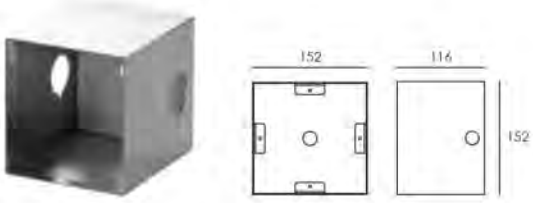

Recessed Sleeve **136#** (Included)

• DIAGRAM OF INSTRUCTION

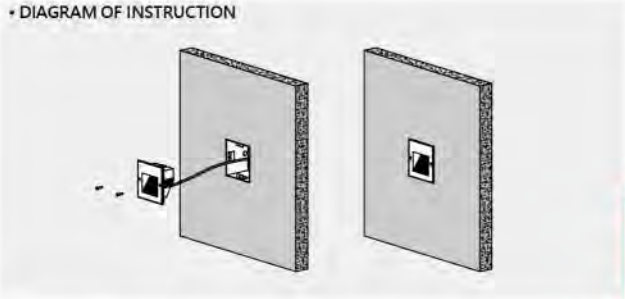

CCT

2,000K · 3,000K · 6,000K

HOUSING COLOR OPTION

Basic

Sanded Dark Grey **KAP 7037**

Secondary

Sanded Black **RAL 9005**

Silver Grey **KAP 9022**

SPECIFICATION

FRONT COVER	12# Die-casting aluminum KAP7037 powder coated T=60-80μm. Adhesion of ISO class 1/ASTM class 4B
HOUSING	12# Die-casting RAL9005 powder coated aluminum T=60-80μm. Adhesion of ISO class 1/ASTM class 4B
LIGHT WINDOW	Glass
CABLE GLAND	IP67 copper and nicked coated
GASKET	Molding shaped silicone seal
RECESSED SLEEVE	Zinc-coated steel **136#**
LED DRIVER	Constant Voltage Input,Constant Current Output
OPERATING TEMPERATURE	-20˚C~40˚C
POWER CABLE	H05RN-F 2×1.0mm² L=0.5m (low voltage) H05RN-F 3×1.0mm² L=0.5m (high voltage)
LED	SMD3030 type power LED
IP	IP65
DIMMABLE SUPPORT	Triac · PWM · 1-10V · Dali(Please refer to p.333 to see more option and specification)

PHOTOMETRIC

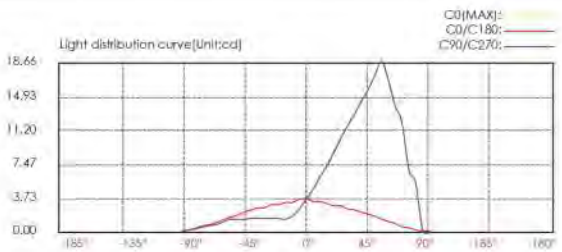

Lux distance curve

Illuminance at a distance

	Center beam LUX	Beam width V	Beam width H
2m	0.87 LUX	4.00m	1.90m
4m	0.22 LUX	8.10m	3.70m
6m	0.10 LUX	12.1m	5.60m
8m	0.05 LUX	16.1m	7.50m
10m	0.03 LUX	20.2m	9.40m
12m	0.02 LUX	24.2m	11.2m

Ver.Spread:90.6 Horiz.Spread:.50.2

TRIAC PWM 1-10V DALI IP65 RoHS CE



ITEM
B1QR0102
LIGHT SOURCE
1×3W
LENS
L0180C010AR
INPUT VOLTAGE(V)
DC 24V 120/240V
OPERATING CURRENT(MA)
24V=110 120V=48 240V=28
CONSUMPTION(W)
24V=2.6 120V=3 240V=3.1
LUMINANCE(LM)
CW=80 WW=72
IK
10

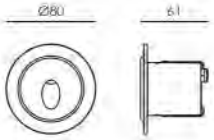

ITEM
B1QS0102
LIGHT SOURCE
1×3W
LENS
L0180C010AR
INPUT VOLTAGE(V)
DC 24V 120/240V
OPERATING CURRENT(MA)
24V=110 120V=48 240V=28
CONSUMPTION(W)
24V=2.6 120V=3 240V=3.1
LUMINANCE(LM)
CW=80 WW=72
IK
10

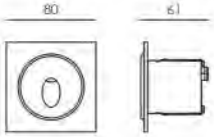

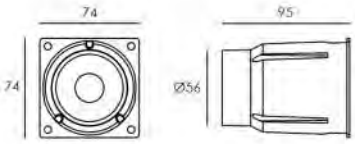

Recessed Sleeve **000#** (Included)

TRIAC PWM 1-10V DALI IP65

• DIAGRAM OF INSTRUCTION

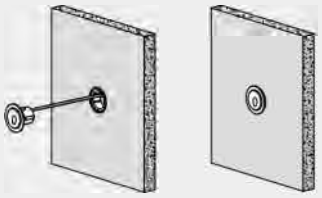

CCT

2,000K · 3,000K · 6,000K

HOUSING COLOR OPTION

Basic	Secondary	
Silver Resistant Paint **RAL 9006**	Sanded Black **RAL 9005**	Standed Brown **RAL 8019**

FEATURES

- Front cover without screws
- Use the high-strength clips for installation and ixation. (please refer remark 1)

SPECIFICATION

FRONT COVER&HOUSING	12# Die-casting aluminum T=20-25μm. Adhesion of ISO class 1/ ASTM class 4B high temperature painting
LIGHT WINDOW	Glass
RECESSED SLEEVE	PC/ABS ALLOYS **035#**
LED DRIVER	Constant Voltage Input,Constant Current Output
OPERATING TEMPERATURE	-20˚C~40˚C
POWER CABLE	H05RN-F 2×1.0mm² L=0.3m (low voltage) H05RN-F 3×1.0mm² L=0.3m (high voltage)
IP	IP65
DIMMABLE SUPPORT	Triac · PWM · 1-10V · Dali(Please refer to p.333 to see more option and specification)

PHOTOMETRIC

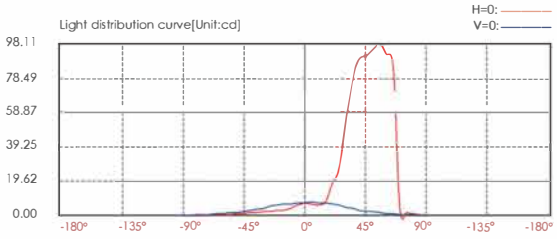

Lux distance cure

Illuminance at a distance

	Center beam LUX	Beam width V	Beam width H
2m	1.87 LUX	1.4m	1.4m
4m	0.47 LUX	2.7m	2.9m
6m	0.21 LUX	4.1m	4.3m
8m	0.12 LUX	5.5m	5.7m
10m	0.07 LUX	6.8m	7.1m
12m	0.05 LUX	8.2m	8.6m

Ver.Spread:37.8 Horiz.Spread:.39.3

ITEM
B1SR0101 B

LIGHT SOURCE
1×1W

LENS
L0180C010AR

SELECTED DEGREE(°)θ1/2
80°

INPUT VOLTAGE(V)
DC 24V 120/240V

OPERATING CURRENT(MA)
24V=59 120V=26 240V=16

CONSUMPTION(W)
24V=1.46 120V=1.7 240V=1.7

LUMINANCE(LM)
CW=62 WW=58

IK
10

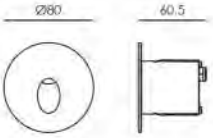

ITEM
B1AAR0102

LIGHT SOURCE
1×2W

LENS
L0180C010AR

SELECTED DEGREE(°)θ1/2
80°

OPERATING CURRENT(MA)
100

CONSUMPTION(W)
2.4

LUMINANCE(LM)
CW=58 WW=52

IK
10

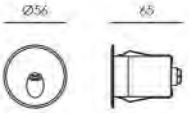

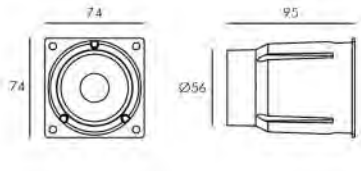

B1SR0101 B
Recessed Sleeve **000#** (Included)

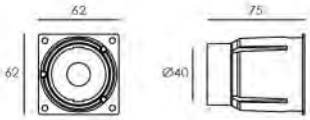

B1AAR0102
Recessed Sleeve **100#** (Included)

TRIAC PWM 1-10V DALI IP65

• DIAGRAM OF INSTRUCTION

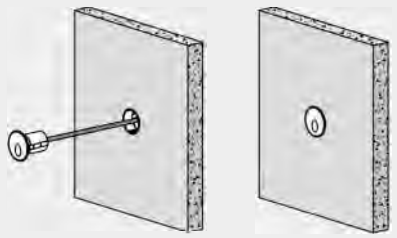

CCT

2,000K · 3,000K · 6,000K

HOUSING COLOR OPTION

Basic

Sanded Dark Grey
KAP 7037

Secondary

Sanded Black
RAL 9005

Silver Grey
KAP 9022

FEATURES

- Front cover without screws
- Use the high-strength clips for installation and ixation. (please refer remark 1)

SPECIFICATION

FRONT COVER&HOUSING	Molding shaped stainless-steel SUS 316
CABLE GLAND	
GASKET	
RECESSED SLEEVE	B1SR0101 B: PC/ABS ALLOYS **035#**
	B1AAR0102: PC/ABS ALLOYS **100#**
LED DRIVER	Constant Voltage Input,Constant Current Output
OPERATING TEMPERATURE	-20˚C~40˚C
POWER CABLE	B1SR0101 B: H05RN-F 2×1.0mm² L=0.5m(low voltage) H05RN-F 3×1.0mm² L=0.5m (high voltage)
	B1AAR0102: H05RN-F 2×1.0mm² L=0.3m(low voltage)
IP	IP65
DIMMABLE SUPPORT	Triac · PWM · 1-10V · Dali(Please refer to p.333 to see more option and specification)

PHOTOMETRIC

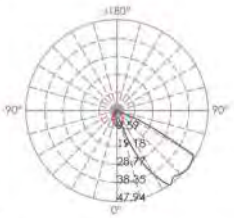

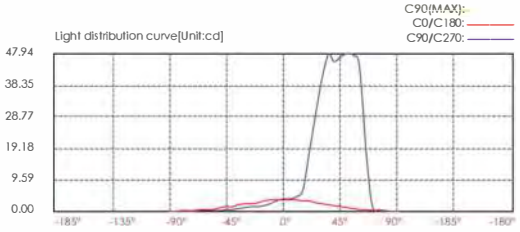

Lux distance cure

Illuminance at a distance

	Center beam LUX	Beam width V	Beam width H
2m	0.91 LUX	1.4m	1.4m
4m	0.23 LUX	3.0m	2.7m
6m	0.10 LUX	4.5m	4.1m
8m	0.60 LUX	6.0m	5.4m
10m	0.04 LUX	7.5m	6.8m
12m	0.03 LUX	8.9m	8.1m

Ver.Spread:39.4 Horiz.Spread:.37.4



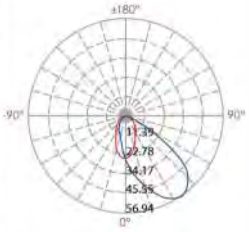

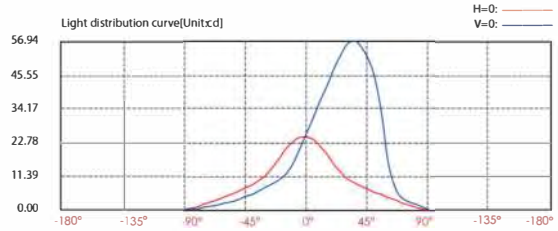

Lux distance cure

Illuminance at a distance

	Center beam LUX	Beam width V	Beam width H
2m	6.20 LUX	1.6m	2.00m
4m	1.55 LUX	3.2m	4.10m
6m	0.69 LUX	4.8m	6.10m
8m	0.39 LUX	6.4m	8.10m
10m	0.24 LUX	8.0m	10.1m
12m	0.17 LUX	9.6m	12.2m

Ver.Spread:43.7 Horiz.Spread:53.8

ITEM
B1BG0257
LIGHT SOURCE
2×1.5W
LENS
B38
LENS OPTIONAL DEGREE
30°
INPUT VOLTAGE(V)
DC 24V 120/240V
OPERATING CURRENT(MA)
24V=150 120V=61 240V=39
CONSUMPTION(W)
24V=3.6 120V=4.1 240V=4.2
LUMINANCE(LM)
CW=160 WW=137
IK
10

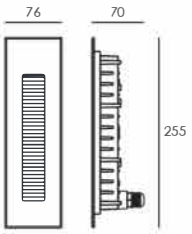

ITEM
B1FL0157
LIGHT SOURCE
1×2.0W
LENS
B38
LENS OPTIONAL DEGREE
30°
INPUT VOLTAGE(V)
DC 24V 120/240V
OPERATING CURRENT(MA)
24V=105 120V=40 240V=32
CONSUMPTION(W)
24V=2.5 120V=2.7 240V=3
LUMINANCE(LM)
CW=110 WW=104
IK
10

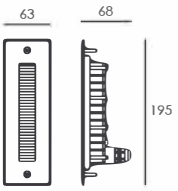

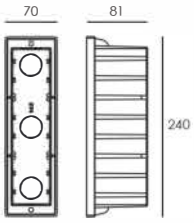

B1BG0257
Recessed Sleeve **074#** (Included)

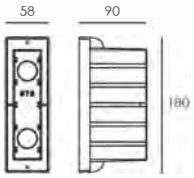

B1FL0157
Recessed Sleeve **076#** (Included)

TRIAC PWM 1-10V DALI IP65 RoHS CE

• DIAGRAM OF INSTRUCTION

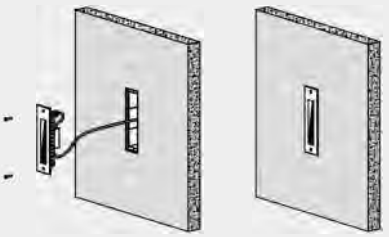

CCT

2,000K · 3,000K · 6,000K

LENS

B38 | **30°** **40°**

HOUSING COLOR OPTION

Basic

Sanded Dark Grey
KAP 7037

Secondary

Sanded Black
RAL 9005

Silver Grey
KAP 9022

B1BG0257

RECESSED SLEEVE CHARACTERISTIC

• The above picture – the supporting plate " A1 and " A2 are used for preventing deformation of the sleeve during the construction installationprocess.
• Please remove the supporting plate "A1" and "A2" from the mountingsleeve before the lamp installation.

• Low Voltage Type

• High voltage Type

B1FL0157

RECESSED SLEEVE CHARACTERISTIC

• The right picture – the supporting plate "A1" is used for preventing deformation of the sleeve during the construction installation process.
• Please remove the supporting plate "A1" from the mounting sleeve before the lamp installation.

• High voltage Type

SPECIFICATION

FRONT COVER&HOUSING	12# Die-casting grey powder coated aluminum T=60-80μm. Adhesion of ISO class 1/ASTM class 4B
LIGHT WINDOW	Tempered glass T=2mm
CABLE GLAND	IP68 PG-9 PA66
GASKET	Molding shaped silicone seal
RECESSED SLEEVE	B1BG0257: PC/ABS ALLOYS **074#**
	B1FL0157: PC/ABS ALLOYS **076#**
LED DRIVER	Constant Voltage Input, Constant Current Output
OPERATING TEMPERATURE	-20˚C~40˚C
POWER CABLE	H05RN-F 2×1.0mm² L=0.5m (low voltage) H05RN-F 3×1.0mm² L=0.5m (high voltage)
IP	IP65
DIMMABLE SUPPORT	Triac · PWM · 1-10V · Dali(Please refer to p.333 to see more option and specification)

PHOTOMETRIC

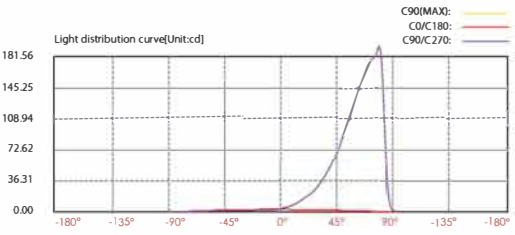

Lux distance cure

Illuminance at a distance

Center beam LUX		Beam width V	Beam width H
2m	0.71 LUX	1.2m	1.6m
4m	0.18 LUX	2.3m	3.2m
6m	0.08 LUX	3.5m	4.9m
8m	0.04 LUX	4.7m	6.5m
10m	0.03 LUX	5.9m	8.1m
12m	0.02 LUX	7.0m	9.7m

Ver.Spread:32.7 Horiz.Spread:44.2

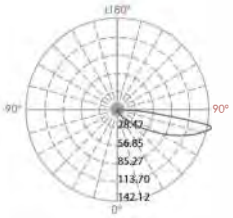

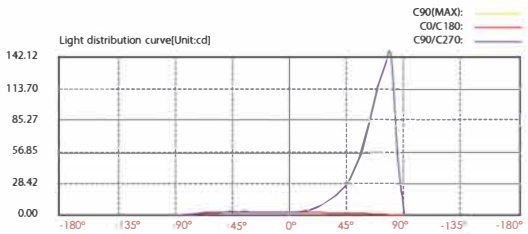

Lux distance cure

Illuminance at a distance

Center beam LUX		Beam width V	Beam width H
2m	0.69 LUX	0.9m	1.5m
4m	0.17 LUX	1.7m	3.0m
6m	0.08 LUX	2.6m	4.5m
8m	0.04 LUX	3.4m	6.0m
10m	0.03 LUX	4.3m	7.4m
12m	0.02 LUX	5.1m	8.9m

Ver.Spread:24.1 Horiz.Spread:40.8

ITEM
D1BA1517
LIGHT SOURCE
15×0.2W SMD3030
INPUT VOLTAGE(V)
DC 24V 120/240V
OPERATING CURRENT(MA)
24V=200 120V=90 240V=52
CONSUMPTION(W)
24V=4.8 120V=6.4 240V=6.5
LUMINANCE(LM)
CW=113 WW=104
IK
10



ITEM
D1BB5407
LIGHT SOURCE
54×0.07W SMD2835
INPUT VOLTAGE(V)
DC 24V 120/240V
OPERATING CURRENT(MA)
24V=200 120V=95 240V=53
CONSUMPTION(W)
24V=5.3 120V=6.4 240V=6.8
LUMINANCE(LM)
CW=47 WW=44
IK
10

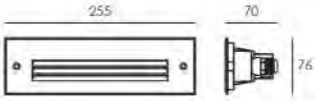

ITEM
D1BC5407
LIGHT SOURCE
54×0.07W SMD3030
INPUT VOLTAGE(V)
DC 24V 120/240V
OPERATING CURRENT(MA)
24V=220 120V=95 240V=62
CONSUMPTION(W)
24V=5.3 120V=6.7 240V=6.8
LUMINANCE(LM)
CW=150 WW=130
IK
09

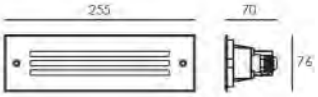

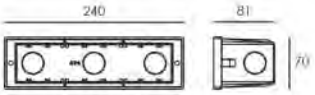

Recessed Sleeve **074#** (Included)

TRIAC PWM 1-10V DALI IP65

• DIAGRAM OF INSTRUCTION

MOUNTING SLEEVE CHARACTERISTIC

- The above picture – the supporting plate " A1 " and" A2 " are used for preventing deformation of the sleeve during the construction installationprocess.
- Please remove the supporting plate " A1 " and " A2 " from the mountingsleeve before the lamp installation.

CCT

2,000K · 3,000K · 6,000K

HOUSING COLOR OPTION

Basic	Secondary	
Sanded Dark Grey **KAP 7037**	Sanded Black **RAL 9005**	Silver Grey **KAP 9022**

SPECIFICATION

FRONT COVER	D1BA1517 / D1BB5407: 12# Die-casting aluminum
	D1BC5407: Made by hard chrome-plated stainless steel **316L#**
HOUSING	12# Die-casting grey powder coated aluminum T=60-80μm. Adhesion of ISO class 1/ASTM class 4B
LIGHT WINDOW	UVstop & Fireproof PC T=3mm
CABLE GLAND	IP68 PG-9 PA66
GASKET	Molding shaped silicone seal
RECESSED SLEEVE	PC/ABS ALLOYS **074#**
LED DRIVER	Constant Voltage Input, Constant Current Output
OPERATING TEMPERATURE	-20˚C~40˚C
POWER CABLE	H05RN-F 2×1.0mm² L=0.5m (low voltage) H05RN-F 3×1.0mm² L=0.5m (high voltage)
IP	IP65
DIMMABLE SUPPORT	Triac · PWM · 1-10V · Dali(Please refer to p.333 to see more option and specification)

PHOTOMETRIC



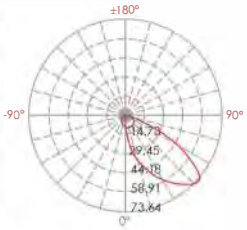

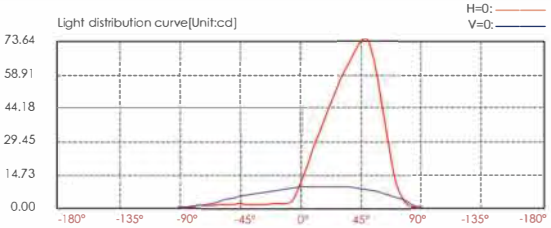

Lux distance cure

Illuminance at a distance

Center beam LUX		Beam width V	Beam width H
2m	3.28 LUX	4.30m	1.70m
4m	0.82 LUX	8.60m	3.40m
6m	0.36 LUX	12.9m	5.10m
8m	0.20 LUX	17.2m	6.90m
10m	0.13 LUX	21.4m	8.60m
12m	0.09 LUX	25.7m	10.3m

Ver.Spread:94.1 Horiz.Spread:46.5

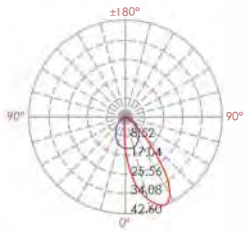

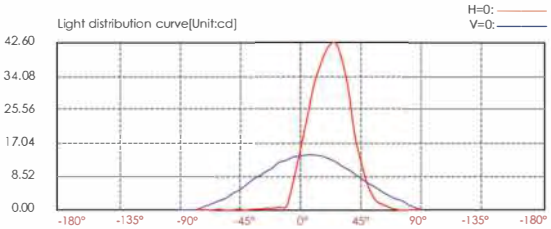

Lux distance cure

Illuminance at a distance

Center beam LUX		Beam width V	Beam width H
2m	3.84 LUX	3.20m	1.4m
4m	0.96 LUX	6.40m	2.9m
6m	0.43 LUX	9.70m	4.3m
8m	0.24 LUX	12.9m	5.7m
10m	0.15 LUX	16.1m	7.1m
12m	0.11 LUX	19.3m	8.6m

Ver.Spread:77.8 Horiz.Spread:39.3

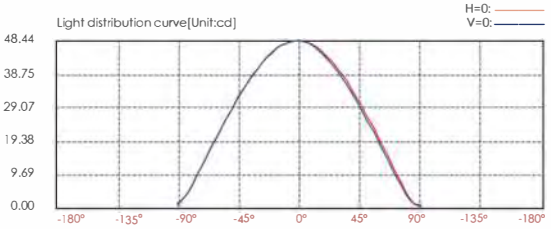

Lux distance cure

Illuminance at a distance

Center beam LUX		Beam width V	Beam width H
2m	12.08 LUX	5.60m	5.50m
4m	3.02 LUX	11.3m	11.0m
6m	1.34 LUX	16.9m	16.5m
8m	0.76 LUX	22.6m	22.0m
10m	0.48 LUX	28.2m	27.5m
12m	0.34 LUX	33.9m	33.0m

Ver.Spread:109.4 Horiz.Spread:107.9

ITEM
D1BE2817
LIGHT SOURCE
28×0.15W SMD3030
INPUT VOLTAGE(V)
DC 24V 120/240V
OPERATING CURRENT(MA)
24V=210 120V=92 240V=53
CONSUMPTION(W)
24V=5 120V=6.5 240V=6.4
LUMINANCE(LM)
CW=82 WW=65
IK
09

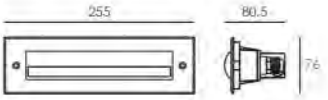

ITEM
D1BD5407
LIGHT SOURCE
54×0.07W SMD3030
INPUT VOLTAGE(V)
DC 24V 120/240V
OPERATING CURRENT(MA)
24V=220 120V=95 240V=63
CONSUMPTION(W)
24V=5.3 120V=6.7 240V=6.8
LUMINANCE(LM)
CW=226 WW=138
IK
09

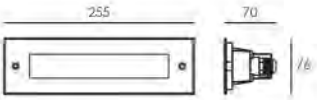

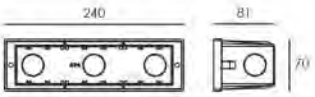

Recessed Sleeve **074#** (Included)

TRIAC PWM 1-10V DALI IP65

• DIAGRAM OF INSTRUCTION

CCT

2,000K · 3,000K · 6,000K

HOUSING COLOR OPTION

Basic

Sanded Dark Grey
KAP 7037

Secondary

Sanded Black
RAL 9005

Silver Grey
KAP 9022

MOUNTING SLEEVE CHARACTERISTIC

- The above picture – the supporting plate " A1 " and" A2 " are used for preventing deformation of the sleeve during the construction installationprocess.
- Please remove the supporting plate "A1" and "A2" from the mountingsleeve before the lamp installation.

• Low Voltage Type

• High voltage Type

SPECIFICATION

HOUSING&FRONT COVER	12# Die-casting grey powder coated aluminum T=60-80μm. Adhesion of ISO class 1/ASTM class 4B
LIGHT WINDOW	UVstop & Fireproof PC T=3mm
CABLE GLAND	IP68 PG-9 PA66
GASKET	Molding Shaped silicone seal
RECESSED SLEEVE	PC/ABS ALLOYS **074#**
LED DRIVER	Constant Voltage Input, Constant Current Output
OPERATING TEMPERATURE	-20˚C~40˚C
POWER CABLE	H05RN-F 2×1.0mm² L=0.5m (low voltage) H05RN-F 3×1.0mm² L=0.5m (high voltage)
IP	IP65
DIMMABLE SUPPORT	Triac · PWM · 1-10V · Dali(Please refer to p.333 to see more option and specification)

PHOTOMETRIC

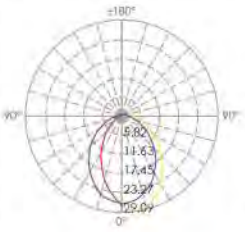

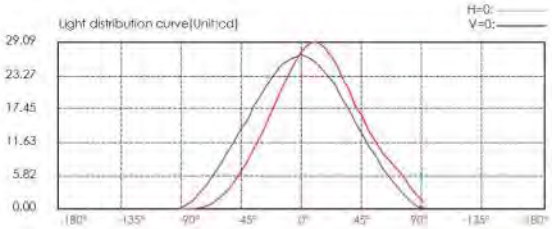

Lux distance cure

Illuminance at a distance

	Center beam LUX	Beam width V	Beam width H
2m	6.76 LUX	5.30m	5.10m
4m	1.69 LUX	10.5m	10.3m
6m	0.75 LUX	15.8m	15.4m
8m	0.42 LUX	21.1m	20.5m
10m	0.27 LUX	26.4m	25.7m
12m	0.19 LUX	31.6m	30.8m

Ver.Spread:105.7 Horiz.Spread:.104.2

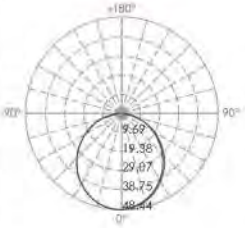

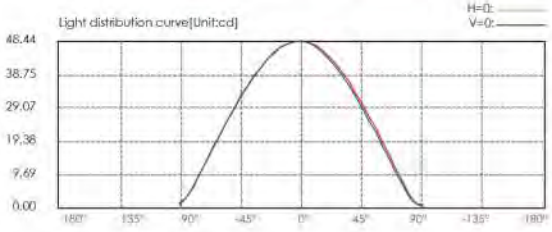

Lux distance cure

Illuminance at a distance

	Center beam LUX	Beam width V	Beam width H
2m	12.08 LUX	5.60m	5.50m
4m	3.02 LUX	11.3m	11.0m
6m	1.34 LUX	16.9m	16.5m
8m	0.76 LUX	22.6m	22.0m
10m	0.48 LUX	28.2m	27.5m
12m	0.34 LUX	33.9m	33.0m

Ver.Spread:109.4 Horiz.Spread:107.9

ITEM
D1FL1014

LIGHT SOURCE
10×0.2W SMD3030

INPUT VOLTAGE(V)
DC 24V 120/240V

OPERATING CURRENT(MA)
24V=114 120V=55 240V=32

CONSUMPTION(W)
24V=2.7 120V=3.5 240V=3.6

LUMINANCE(LM)
CW=50 WW=42

IK
09

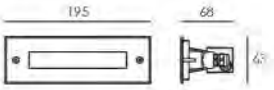

Recessed Sleeve **076#**(Included)

RECESSED SLEEVE CHARACTERISTIC

- The right picture – the supporting plate "Ⓐ" is used for preventing deformation of the sleeve during the construction installation process.
- Please remove the supporting plate "Ⓐ" from the mounting sleeve before the lamp installation.

- High voltage Type

CCT

2,000K · 3,000K · 6,000K

HOUSING COLOR OPTION

Basic

Sanded Dark Grey **KAP 7037**

Secondary

Sanded Black **RAL 9005**

Silver Grey **KAP 9022**

SPECIFICATION

HOUSING&FRONT COVER	12# Die-casting grey powder coated aluminum T=60-80μm. Adhesion of ISO class 1/ASTM class 4B
LIGHT WINDOW	Step tempered glass.T=8mm
CABLE GLAND	IP68 PG-9 PA66
GASKET	Tooling shaped seal
RECESSED SLEEVE	PC/ABS ALLOYS **076#**
LED DRIVER	Constant Voltage Input, Constant Current Output
OPERATING TEMPERATURE	-20°C~40°C
POWER CABLE	H05RN-F 2×1.0mm² L=0.5m (low voltage) H05RN-F 3×1.0mm² L=0.5m (high voltage)
IP	IP67
DIMMABLE SUPPORT	Triac · PWM · 1-10V · Dali(Please refer to p.333 to see more option and specification)

PHOTOMETRIC

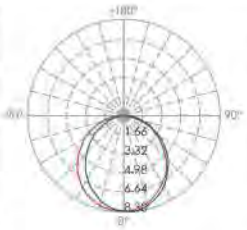

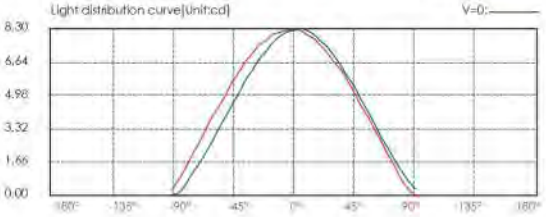

Lux distance cure

Illuminance at a distance

	Center beam LUX	Beam width V	Beam width H
2m	2.05 LUX	5.80m	5.10m
4m	0.51 LUX	11.5m	10.1m
6m	0.23 LUX	17.3m	15.2m
8m	0.13 LUX	23.0m	20.2m
10m	0.08 LUX	28.8m	25.3m
12m	0.06 LUX	34.5m	30.3m

Ver.Spread:110.4 Horiz.Spread:103.3

TRIAC PWM 1-10V DALI IP67 OUTDOOR RATED RoHS CE

Led Recessed Wall Light
Stair & Wall Light

ITEM
D1DA3034
LIGHT SOURCE
30×0.3W
INPUT VOLTAGE(V)
DC 24V 240V
OPERATING CURRENT(MA)
24V=380 240V=51
CONSUMPTION(W)
24V=9.1 240V=12.2
LUMINANCE(LM)
WW=400
IK
10

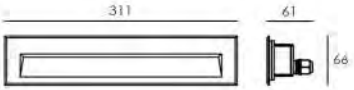

ITEM
D1BF1517
LIGHT SOURCE
15×0.15 SMD3030
INPUT VOLTAGE(V)
DC 24V 120/240V
OPERATING CURRENT(MA)
24V=125 120V=60 240V=34
CONSUMPTION(W)
24V=3 120V=3.7 240V=3.7
LUMINANCE(LM)
CW=92 WW=87
IK
09

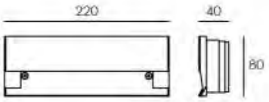

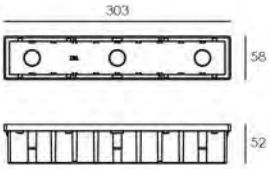

D1DA3034
Recessed Sleeve **107#** (Included)

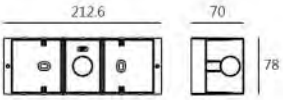

D1BF1517
Recessed Sleeve **078#** (Included)

DEMO

D1DA3034

D1BF1517

• DIAGRAM OF INSTRUCTION

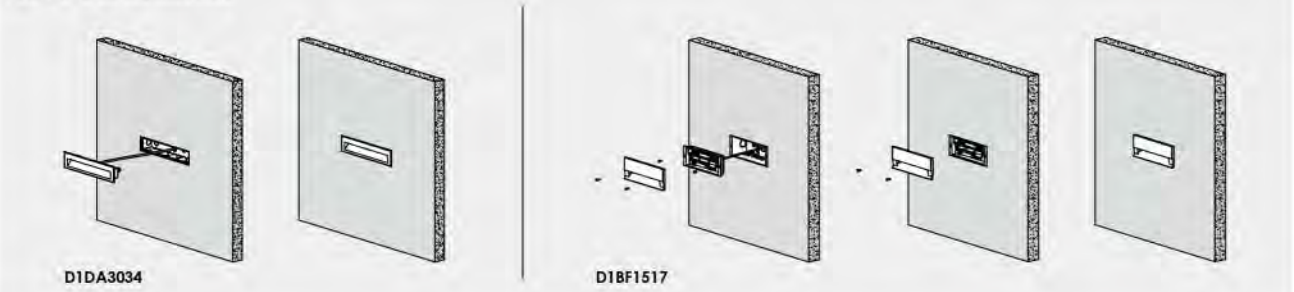

FEATURES

D1DA3034

• Front cover without screws

• Use the high-strength clips for installation and ixation. (please refer remark ❶ & ❷)

MOUNTING SLEEVE CHARACTERISTIC

• The above picture – the supporting plate "A1" and "A5" are used for preventing deformation of the sleeve during the construction installationprocess.

• Please remove the supporting plate "A1" and "A5" from the mountingsleeve before the lamp installation.

• Low Voltage Type

• High voltage Type

D1BF1517

Recessed Installation

Surfaced Installation

CCT

2,000K · 3,000K · 6,000K

HOUSING COLOR OPTION

Basic	Secondary	
Sanded Dark Grey **KAP 7037**	Sanded Black **RAL 9005**	Silver Grey **KAP 9022**

SPECIFICATION

HOUSING & FRONT COVER	12# Die-casting grey powder coated aluminum T=60-80μm. Adhesion of ISO class 1/ASTM class 4B
LIGHT WINDOW	Glass T=1.8mm
CABLE GLAND	IP67 copper and nicked coated
GASKET	Molding shaped silicone seal
RECESSED SLEEVE	D1DA3034: PC/ABS ALLOYS **107#**
	D1BF1517: PC/ABS ALLOYS **078#**
LED DRIVER	Constant Voltage Input,Constant Current Output
OPERATING TEMPERATURE	-20˚C~40˚C
POWER CABLE	H05RN-F 2X1.0mm² L=0.5m (low voltage) H05RN-F 3X1.0mm² L=0.5m (high voltage)
IP	IP23
DIMMABLE SUPPORT	Triac · PWM · 1-10V · Dali(Please refer to p.333 to see more option and specification)

PHOTOMETRIC

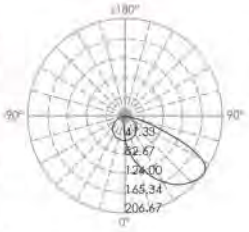

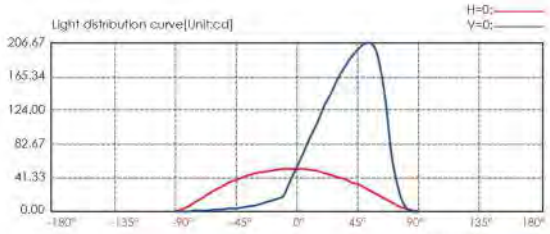

Lux distance cure

Illuminance at a Distance

	Center Beam LUX	Beam Width V	Beam Width H
2m	13.16 LUX	4.4m	2.1m
4m	3.29 LUX	8.8m	4.1m
6m	1.46 LUX	13.3m	6.2m
8m	0.82 LUX	17.7m	8.3m
10m	0.53 LUX	22.1m	10.3m
12m	0.37 LUX	26.5m	12.4m

Vert.Spread:95.8 Horiz.Spread:54.7

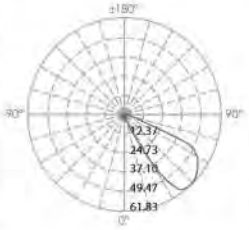

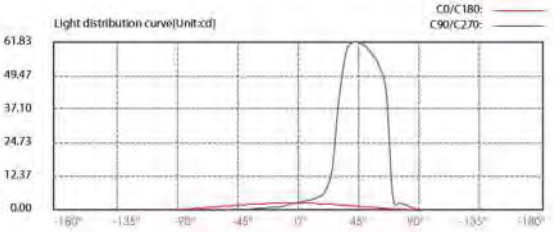

Lux distance cure

Illuminance at a distance

	Center beam LUX	Beam width V	Beam width H
2m	0.67 LUX	1.4m	3.90m
4m	0.17 LUX	2.8m	7.80m
6m	0.07 LUX	4.2m	11.7m
8m	0.04 LUX	5.6m	15.6m
10m	0.03 LUX	7.0m	19.5m
12m	0.02 LUX	8.4m	23.4m

Ver.Spread:38.4 Horiz.Spread:88.7

ITEM
C1FL0357
LIGHT SOURCE
3×2.0W OSRAM
REFLECTOR
C11
SELECTED DEGREE(°)θ1/2
45°
35°
INPUT VOLTAGE(V)
DC 24V 120/240VV
OPERATING CURRENT(MA)
24V=217 120V=47 240V=25
CONSUMPTION(W)
24V=5.2 120V=5.7 240V=5.6
LUMINANCE(LM)
CW=400 WW=379
IK
08

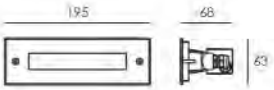

ITEM
D1FL1234
LIGHT SOURCE
12×0.2W
INPUT VOLTAGE(V)
DC 24V 120/240VV
OPERATING CURRENT(MA)
24V=52 120V=29 240V=20
CONSUMPTION(W)
24V=1.24 120V=1.7 240V=2
LUMINANCE(LM)
CW=70 WW=66
IK
10

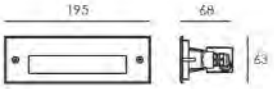

Recessed Sleeve **076#**(Included)

• DIAGRAM OF INSTRUCTION

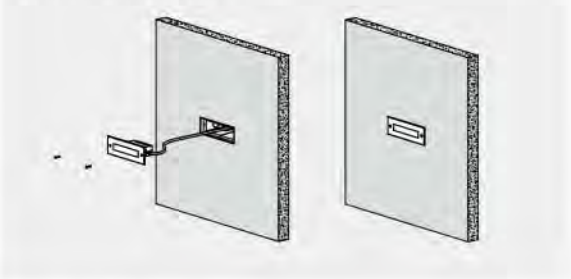

LENS C11 DEMO

RECESSED SLEEVE CHARACTERISTIC

- The right picture – the supporting plate "" is used for preventing deformation of the sleeve during the construction installation process.
- Please remove the supporting plate "" from the mounting sleeve before the lamp installation.

• High voltage Type

TRIAC PWM 1-10V DALI IP65 RoHS CE

CCT

2,000K · 3,000K · 6,000K

LENS

C11 | 45° 35°

HOUSING COLOR OPTION

Basic

Sanded Dark Grey
KAP 7037

Secondary

Sanded Black
RAL 9005

Silver Grey
KAP 9022

SPECIFICATION

FRONT COVER	C1FL0357: Made by hard chrome-plated stainless steel **316L#**
	D1FL1234: 12# Die-casting aluminum
HOUSING	12# Die-casting grey powder coated aluminum T=60-80μm. Adhesion of ISO class 1/ASTM class 4B
LIGHT WINDOW	C1FL0357: Step-grinding and tempered hight transparency glass T=8mm
	D1FL1234: UVstop & Fireproof PC T=4mm
CABLE GLAND	IP68 PG-9 PA66
GASKET	C1FL0357: Tooling shaped seal
	D1FL1234: Molding shaped silicone seal
RECESSED SLEEVE	PC/ABS ALLOYS **076#**
LED DRIVER	Constant Voltage Input, Constant Current Output
OPERATING TEMPERATURE	-20°C~40°C
POWER CABLE	H05RN-F 2×1.0mm² L=0.5m (low voltage) H05RN-F 3×1.0mm² L=0.5m (high voltage)
IP	IP65
DIMMABLE SUPPORT	Triac · PWM · 1-10V · Dali(Please refer to p.333 to see more option and specification)

PHOTOMETRIC



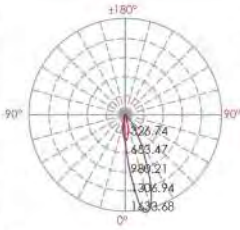

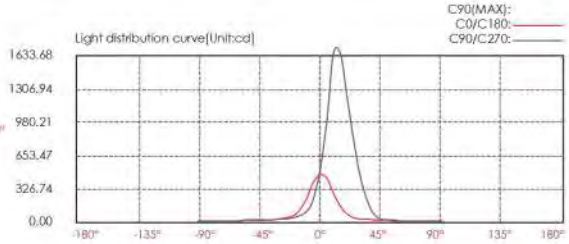

Lux distance cure

Illuminance at a distance

	Center beam LUX	Beam width V	Beam width H
2m	116.23 LUX	0.7m	0.6m
4m	29.06 LUX	1.5m	1.3m
6m	12.91 LUX	2.2m	1.9m
8m	7.26 LUX	3.0m	2.5m
10m	4.65LUX	3.70m	3.10m
12m	3.23LUX	4.5m	3.8m

Ver.Spread:21.2 Horiz.Spread:17.8



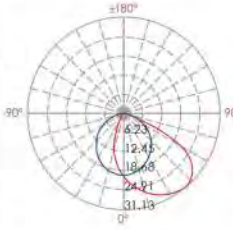

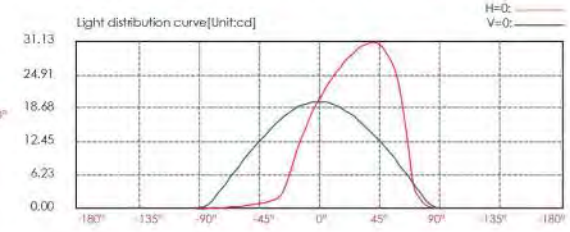

Lux distance cure

Illuminance at a distance

	Center beam LUX	Beam width V	Beam width H
2m	4.99 LUX	3.00m	4.70m
4m	1.25 LUX	5.90m	9.30m
6m	0.55 LUX	8.90m	14.2m
8m	0.31 LUX	11.8m	19.0m
10m	0.20 LUX	14.8m	23.7m
12m	0.14 LUX	17.7m	28.3m

Ver.Spread:72.9 Horiz.Spread:99.8

ITEM
B1XQ0156
LIGHT SOURCE
1×1W
LENS
B44
SELECTED DEGREE(°)θ1/2
20°
INPUT VOLTAGE(V)
DC 24V
OPERATING CURRENT(MA)
54
CONSUMPTION(W)
1.3
LUMINANCE(LM)
CW=28 WW=23
IK
10

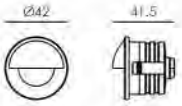

ITEM
B1XT0157
LIGHT SOURCE
1×2W
LENS
B34D
SELECTED DEGREE(°)θ1/2
20°
INPUT VOLTAGE(V)
DC 24V
OPERATING CURRENT(MA)
108
CONSUMPTION(W)
2.6
LUMINANCE(LM)
CW=60 WW=51
IK
10

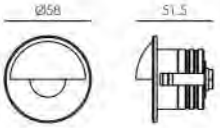

ITEM
R1XU0125
LIGHT SOURCE
1×5W COB
REFLECTOR
R7
SELECTED DEGREE(°)θ1/2
18°
INPUT VOLTAGE(V)
DC 24V 120/240V
OPERATING CURRENT(MA)
24V=265 120V=52 240V=32
CONSUMPTION(W)
24V=6.3 120V=6 240V=6
LUMINANCE(LM)
CW=237 WW=208
IK
10

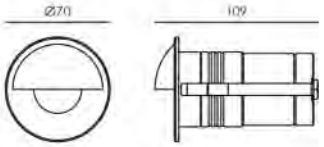

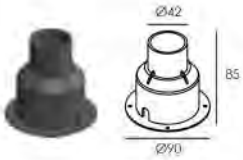

B1XQ0156
Recessed Sleeve **182#** (Included)

B1XT0157
Recessed Sleeve **185#** (Included)

R1XU0125
Recessed Sleeve **184#** (Included)

TRIAC PWM 1-10V DALI IP65 RoHS CE OSRAM C11

• DIAGRAM OF INSTRUCTION

CCT

2,000K · 3,000K · 6,000K

LENS

R7	18°	24°	32°
B44	20°	40°	
B34D	20°	40°	

HOUSING COLOR OPTION

Basic

Sanded Dark Grey
KAP 7037

Secondary

Sanded Black
RAL 9005

Silver Grey
KAP 9022

FEATURES

照片待拍摄

• Front cover without screws

• Use the high-strength clips for installation and ixation.
(please refer remark ❶ & ❷)

SPECIFICATION

FRONT COVER&HOUSING	12# Die-casting dark grey powder coated aluminum T=60-80μm. Adhesion of ISO class 1/ASTM class 4B
LIGHT WINDOW	Step tempered clear glass.T=4mm
LOADING CAPACITY	>2000kg
CABLE GLAND	IP67 copper and nicked coated
GASKET	Molding shaped silicone seal
RECESSED SLEEVE	B1XQ0156: PC/ABS ALLOYS **033#**
	B1XT0157: PC/ABS ALLOYS **062#**
	R1XU0125: PC/ABS ALLOYS **065#**
LED DRIVER	Constant Voltage Input,Constant Current Output
OPERATING TEMPERATURE	-20˚C~40˚C
POWER CABLE	H05RN-F 2X1.0mm² L=0.5m(low voltage) H05RN-F 3X1.0mm² L=0.5m(high voltage)
IP	

PHOTOMETRIC

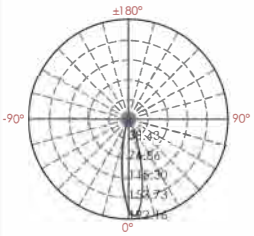

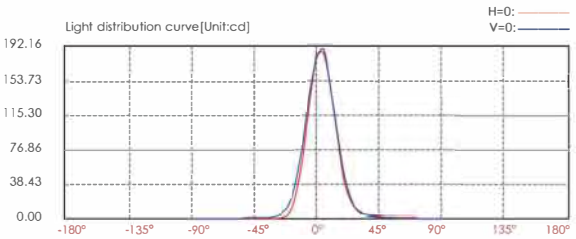

Lux distance cure

Illuminance at a distance

	Center beam LUX	Beam width V	Beam width H
2m	44.44 LUX	0.8m	0.8m
4m	11.11 LUX	1.5m	1.7m
6m	4.94 LUX	2.3m	2.5m
8m	2.78 LUX	3.0m	3.3m
10m	1.78 LUX	3.8m	4.2m
12m	1.23 LUX	4.5m	5.0m

Vert.Spread:21.4 Horiz.Spread:23.5

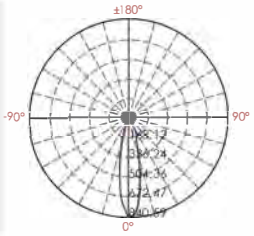

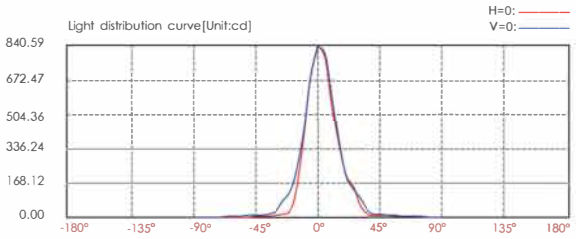

Lux distance cure

Illuminance at a distance

	Center beam LUX	Beam width V	Beam width H
2m	208.38 LUX	0.8m	0.8m
4m	52.10 LUX	1.6m	1.7m
6m	23.15 LUX	2.4m	2.5m
8m	13.02 LUX	3.2m	3.4m
10m	8.34 LUX	4.0m	4.2m
12m	5.79 LUX	4.8m	5.1m

Vert.Spread:22.6 Horiz.Spread:51.9

ITEM	D1FA2034
LIGHT SOURCE	20×0.2W
INPUT VOLTAGE(V)	DC 24V 120/240V
OPERATING CURRENT(MA)	24V=227 120V=102 240V=57
CONSUMPTION(W)	24V=5.6 120V=6.8 240V=6.8
LUMINANCE(LM)	CW=131 WW=107
IK	10

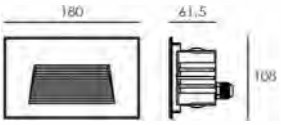

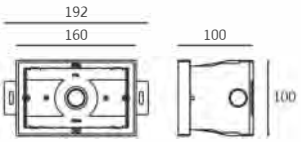

Recessed Sleeve **091#** (Included)

• DIAGRAM OF INSTRUCTION

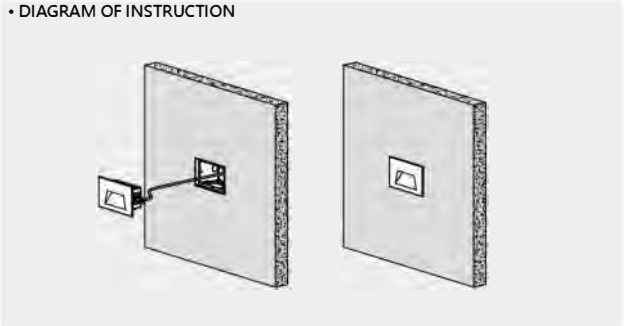

FEATURES

• Front cover without screws

• Use the high-strength clips for installation and ixation. (please refer remark ❶ & ❷)

CCT

2,000K · 3,000K · 6,000K

HOUSING COLOR OPTION

Basic

Sanded Dark Grey **KAP 7037**

Secondary

Sanded Black **RAL 9005**

Silver Grey **KAP 9022**

SPECIFICATION

FRONT COVER	D1FF2034 / D1FA2034: 12# Die-casting aluminum KAP7037 powder coated T=60-80μm. Adhesion of ISO class 1/ASTM class 4B D1FD3634 / D1FC3634: Hard chromeplated Stainless steel 316#
HOUSING	12# Die-casting grey powder coated aluminum T=60-80μm. Adhesion of ISO class 1/ASTM class 4B
LIGHT WINDOW	UVstop & Fireproof PC
CABLE GLAND	IP-67 copper and nicked coated
GASKET	Molding shaped silicone seal
RECESSED SLEEVE	PC/ABS ALLOYS **091#**
LED DRIVER	Constant Voltage Input,Constant Current Output
OPERATING TEMPERATURE	-20°C~40°C
POWER CABLE	H05RN-F 2×1.0mm² L=0.5m (low voltage) H05RN-F 3×1.0mm² L=0.5m (high voltage)
LED	SMD3030 type LED
IP	IP65
DIMMABLE SUPPORT	Triac · PWM · 1-10V · Dali(Please refer to p.333 to see more option and specification)

TRIAC PWM 1-10V DALI IP65 RoHS CE

PHOTOMETRIC

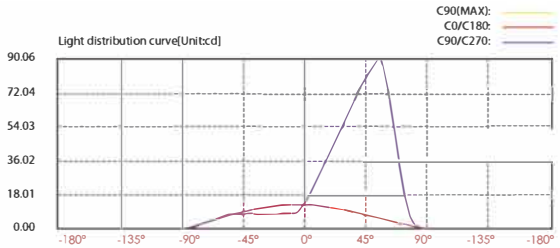

Lux distance cure

Illuminance at a distance

	Center beam LUX	Beam width V	Beam width H
2m	3.25 LUX	1.70m	3.60m
4m	0.81 LUX	3.40m	7.20m
6m	0.36 LUX	5.10m	10.8m
8m	0.20 LUX	6.80m	14.4m
10m	0.13 LUX	8.50m	18.0m
12m	0.09 LUX	10.2m	21.6m

Ver.Spread:46.2 Horiz.Spread:84.0



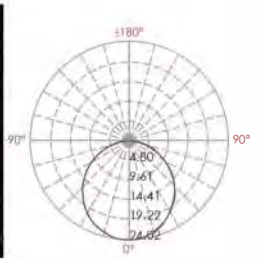

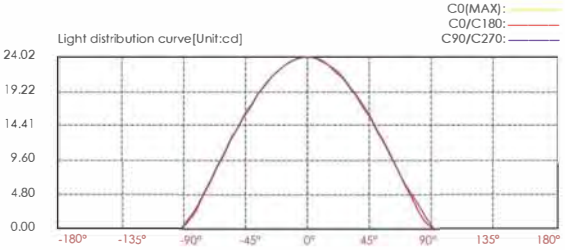

Lux distance cure

Illuminance at a distance

	Center beam LUX	Beam width V	Beam width H
2m	6.00 LUX	5.8m	5.8m
4m	1.50 LUX	11.7m	11.6m
6m	0.67 LUX	17.5m	17.5m
8m	0.38 LUX	23.3m	23.3m
10m	0.24 LUX	29.1m	29.1m
12m	0.17 LUX	35.0m	34.9m

Vert.Spread:111.1 Horiz.Spread:111.1

ITEM
D1CG0734
LIGHT SOURCE
7×0.5W
INPUT VOLTAGE(V)
DC 24V 120/240V
OPERATING CURRENT(MA)
24V=150 120V=72 240V=50
CONSUMPTION(W)
24V=3.5 120V=4.8 240V=4.8
LUMINANCE(LM)
CW=145 WW=137
IK
10

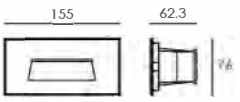

ITEM
D1CA0734
LIGHT SOURCE
7×0.5W
INPUT VOLTAGE(V)
DC 24V 120/240V
OPERATING CURRENT(MA)
24V=150 120V=72 240V=50
CONSUMPTION(W)
24V=3.5 120V=4.8 240V=4.8
LUMINANCE(LM)
CW=140 WW=131
IK
10

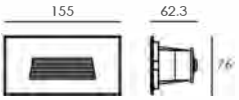

ITEM
D1CC1834
LIGHT SOURCE
18×0.2W
INPUT VOLTAGE(V)
DC 24V 120/240V
OPERATING CURRENT(MA)
24V=125 120V=56 240V=29
CONSUMPTION(W)
24V=3.0 120V=3.4 240V=3.9
LUMINANCE(LM)
CW=65 WW=56
IK
09

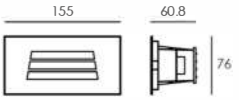

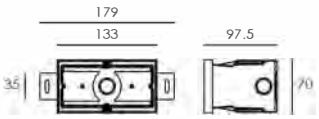

Recessed Sleeve **090#** (Included)

• DIAGRAM OF INSTRUCTION

FEATURES

• Front cover without screws

• Use the high-strength clips for installation and ixation.
(please refer remark ❶ & ❷)

TRIAC PWM 1-10V DALI IP65 RoHS CE

CCT

2,000K · 3,000K · 6,000K

HOUSING COLOR OPTION

Basic	Secondary	
Sanded Dark Grey **KAP 7037**	Sanded Black **RAL 9005**	Silver Grey **KAP 9022**

SPECIFICATION

FRONT COVER	D1CD1834 / D1CC1834: Hard chromeplated Stainless steel 316#
	D1CG0734 / D1CA0734: 12# Die-casting aluminum KAP7037 powder coated T=60-80μm. Adhesion of ISO class 1/ASTM class 4B
HOUSING	12# Die-casting RAL9005 powder coated aluminum T=60-80μm. Adhesion of ISO class 1/ASTM class 4B
LIGHT WINDOW	UVstop & Fireproof PC
CABLE GLAND	IP67 PG-9 PA66
GASKET	Molding shaped silicone seal
RECESSED SLEEVE	PC/ABS ALLOYS **090#**
LED DRIVER	Constant Voltage Input,Constant Current Output
OPERATING TEMPERATURE	-20˚C~40˚C
POWER CABLE	H05RN-F 2×1.0mm² L=0.5m (low voltage) H05RN-F 3×1.0mm² L=0.5m (high voltage)
LED	SMD3030 type LED
IP	IP65
DIMMABLE SUPPORT	Triac · PWM · 1-10V · Dali(Please refer to p.333 to see more option and specification)

PHOTOMETRIC



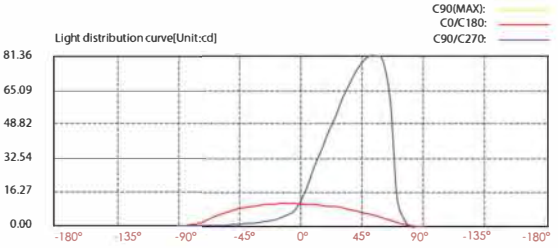

Lux distance cure

Illuminance at a distance

	Center beam LUX	Beam width V	Beam width H
2m	2.71 LUX	1.90m	3.90m
4m	0.68 LUX	3.70m	7.80m
6m	0.30 LUX	5.60m	11.6m
8m	0.17 LUX	7.40m	15.5m
10m	0.11 LUX	9.30m	19.4m
12m	0.08 LUX	11.2m	23.3m

Ver.Spread:49.9 Horiz.Spread:88.3

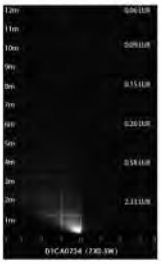

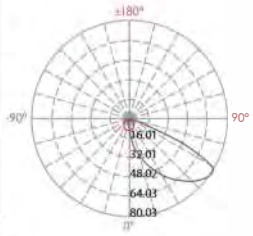

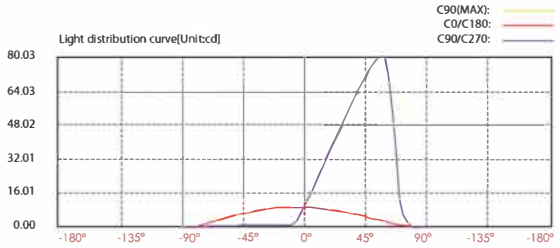

Lux distance cure

Illuminance at a distance

	Center beam LUX	Beam width V	Beam width H
2m	2.33 LUX	1.7m	3.70m
4m	0.58 LUX	3.3m	7.40m
6m	0.26 LUX	5.0m	11.1m
8m	0.15 LUX	6.6m	14.8m
10m	0.09 LUX	8.3m	18.5m
12m	0.06 LUX	9.9m	22.2m

Ver.Spread:44.9 Horiz.Spread:85.7

Contact details

IINNO Ltd
Unit 04-05, 16th Floor,
The Broadway No. 54-62 Lockhart Road,
Wanchai, Hong Kong
Tel: +852 2134 9906
+86 (0)769 23010151/2
M: +86 13922905402
Email: sales@iinno-lighting.com
www.iinno-lighting.com

iinno lighting