



# CL06, CL07, CL17, CL18 series

Designing your lighting solutions





## CL06 Series

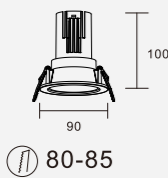


Round and Square shape design ,meet your diversified demand and your indoor lighting design styles.

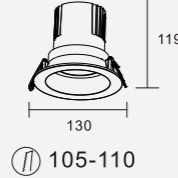
# CL06 series



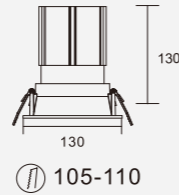
**KAS-CL06R-308F**  
 Power: 8W/10W  
 Cutout: 80-85mm  
 Height: 100mm



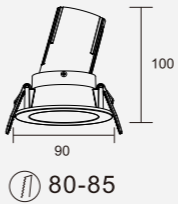
**KAS-CL06R-415F**  
 Power: 15W/20W  
 Cutout: 105-110mm  
 Height: 119mm



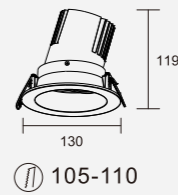
**KAS-CL06R-430F**  
 Power: 30W  
 Cutout: 105-110mm  
 Height: 130mm



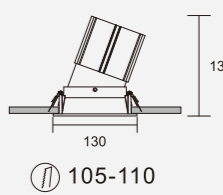
**KAS-CL06R-308T**  
 Power: 8W/10W  
 Cutout: 80-85mm  
 Height: 100mm









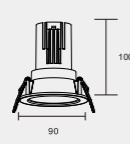
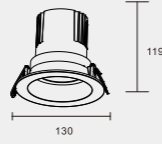
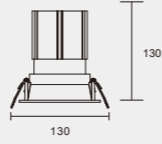
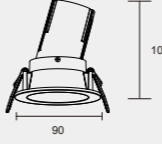
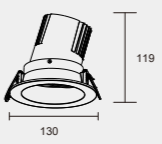
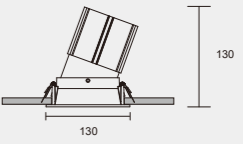
**KAS-CL06R-415T**  
 Power: 15W/20W  
 Cutout: 105-110mm  
 Height: 119mm



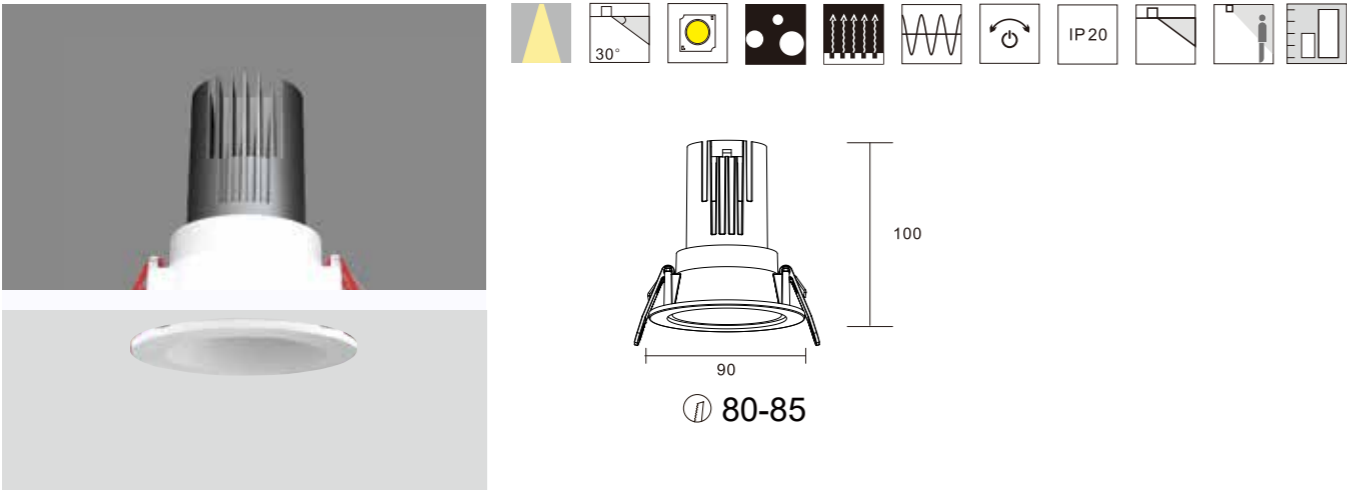
**KAS-CL06R-430T**  
 Power: 30W  
 Cutout: 105-110mm  
 Height: 130mm



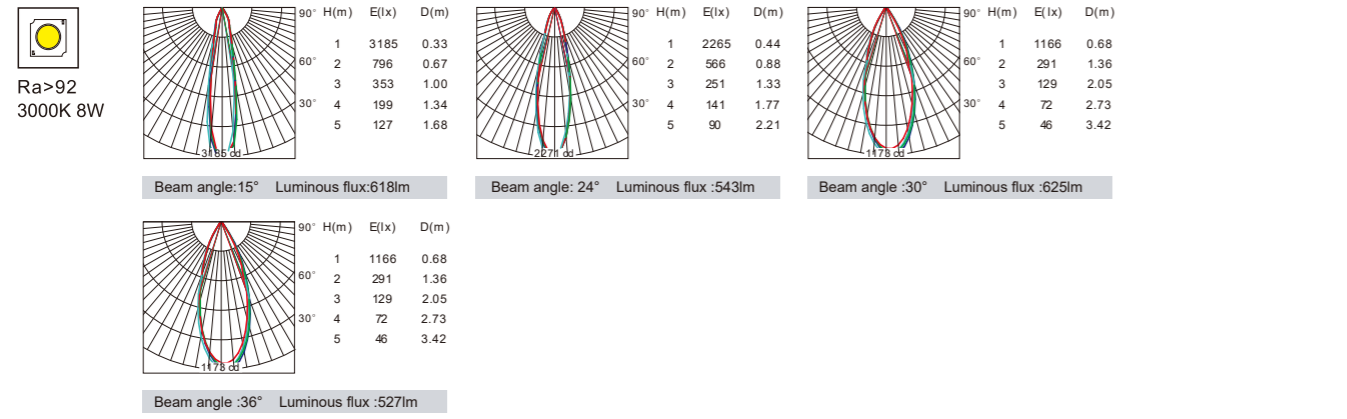
# KAS-CL15R-O-3F

Model	KAS-CL06R-308F	KAS-CL06R-415F	KAS-CL06R-430F		KAS-CL06R-308T	KAS-CL06R-415T	KAS-CL06R-430T
Product Photo							
Dimension(mm)							
Cutout(mm)	80-85	105-110	105-110		80-85	105-110	105-110
Wattage	8W/10W	15W/20W	30W		8W/10W	15W/20W	30W
CCT	2700K 3000K 3500K 4000K	2700K 3000K 3500K 4000K	2700K 3000K 3500K 4000K		2700K 3000K 3500K 4000K	2700K 3000K 3500K 4000K	2700K 3000K 3500K 4000K
CRI	>90	>90	>90		>90	>90	>90
Beam Angle	15°/24°/30°/36°	15°/24°/30°/36°/60°	15°/20°/30°/36°/45°		15°/24°/30°/36°	15°/24°/30°/36°/60°	15°/20°/30°/36°/45°
Lumen	641-752LM	997-1523LM	2023-2148LM		641-752LM	997-1523LM	2023-2148LM
IP	IP20	IP20	IP20		IP20	IP20	IP20
Dimming	TRIAC/1-10V/DALI	TRIAC/1-10V/DALI	TRIAC/1-10V/DALI		TRIAC/1-10V/DALI	TRIAC/1-10V/DALI	TRIAC/1-10V/DALI
Colour	White+Iron gray	White+Iron gray	White+Iron gray		White+Iron gray	White+Iron gray	White+Iron gray

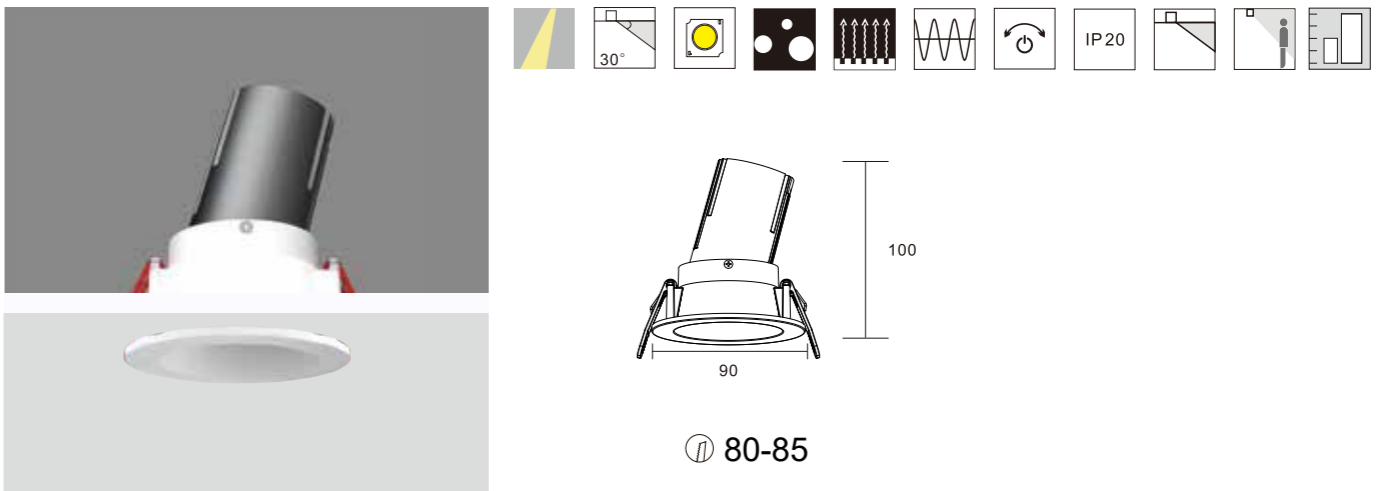
# KAS-CL06R-3F



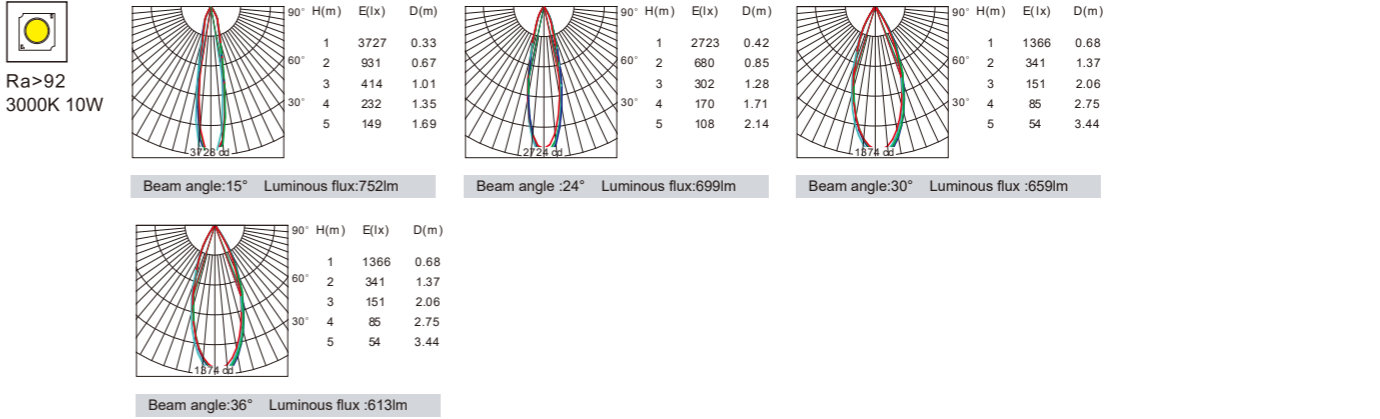
Model	Power	LED voltage	LED Current	CRI	CCT	Beam Angle	LED Output	System output	Dimming Type
KAS-CL06R-308F	8W	34V	200mA	90	2700K	15°	773lm	588lm	ON-OFF
						24°	773lm	516lm	TRIAC
						30°	773lm	594lm	1-10V
						36°	773lm	501lm	DALI
KAS-CL06R-308T	8W	34V	200mA	90	3000K	15°	812lm	618lm	ON-OFF
						24°	812lm	543lm	TRIAC
						30°	812lm	625lm	1-10V
						36°	812lm	527lm	DALI
KAS-CL06R-308T	8W	34V	200mA	90	4000K	15°	862lm	656lm	ON-OFF
						24°	862lm	576lm	TRIAC
						30°	862lm	664lm	1-10V
						36°	862lm	559lm	DALI



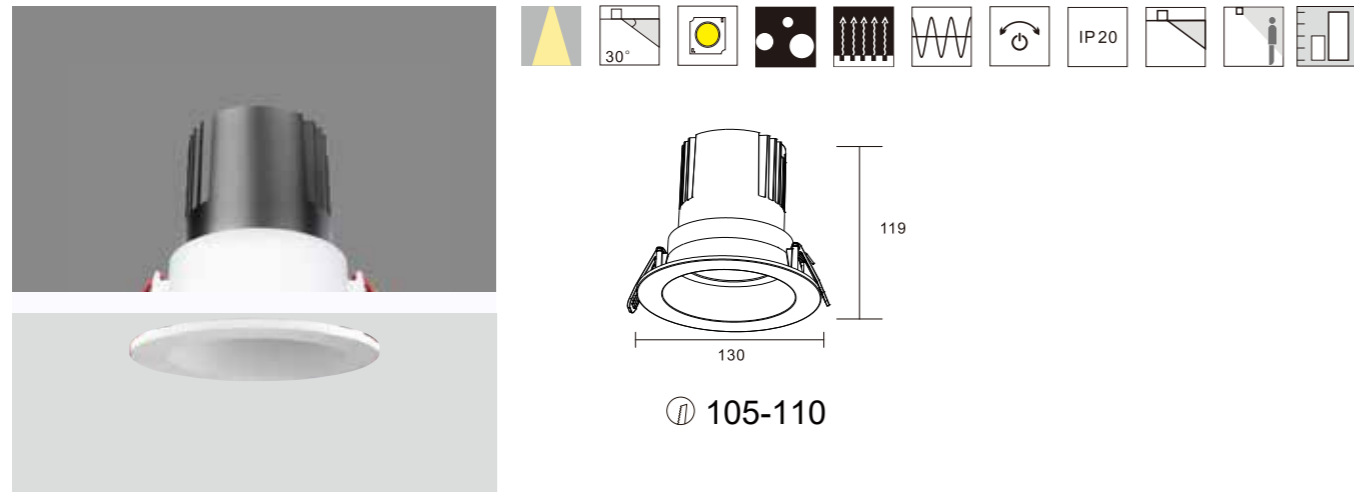
# KAS-CL06R-3T



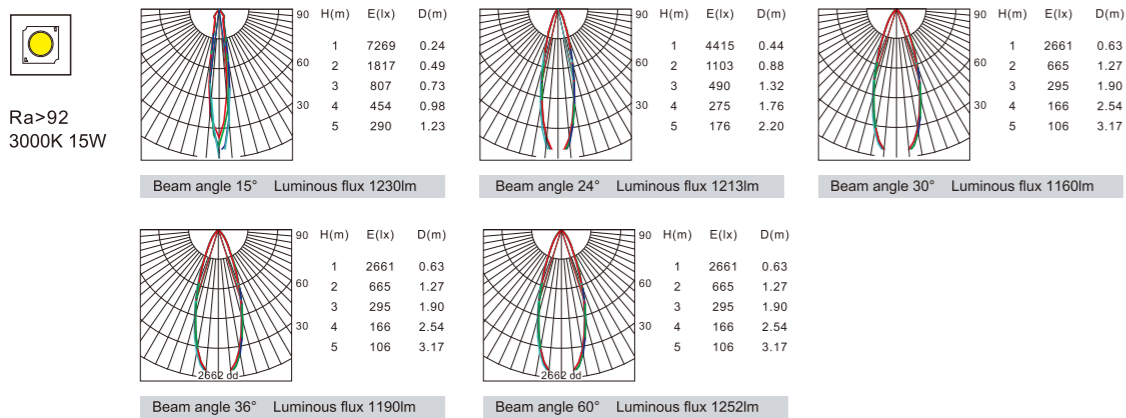
Model	Power	LED voltage	LED Current	CRI	CCT	Beam Angle	LED Output	System output	Dimming Type
KAS-CL06R-310F	10W	34V	250mA	90	2700K	15°	965lm	714lm	ON-OFF
						24°	965lm	664lm	TRIAC
						30°	965lm	626lm	1-10V
						36°	965lm	582lm	DALI
KAS-CL06R-310T	10W	34V	250mA	90	3000K	15°	1015lm	752lm	ON-OFF
						24°	1015lm	699lm	TRIAC
						30°	1015lm	659lm	1-10V
						36°	1015lm	613lm	DALI
KAS-CL06R-310T	10W	34V	250mA	90	4000K	15°	1077lm	797lm	ON-OFF
						24°	1077lm	741lm	TRIAC
						30°	1077lm	699lm	1-10V
						36°	1077lm	650lm	DALI



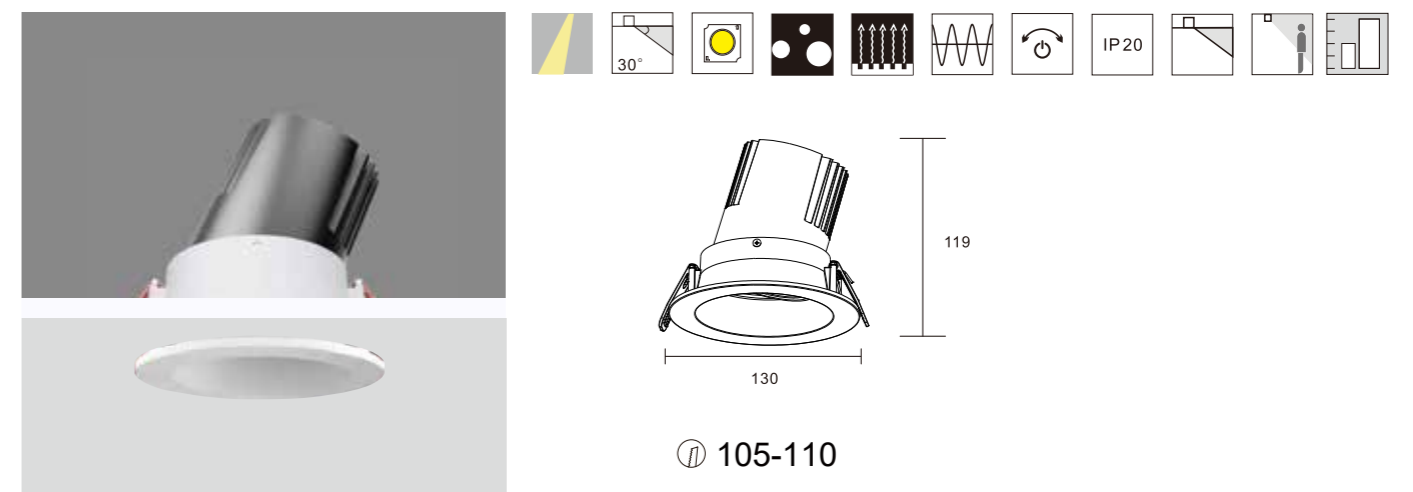
# KAS-CL06R-3F



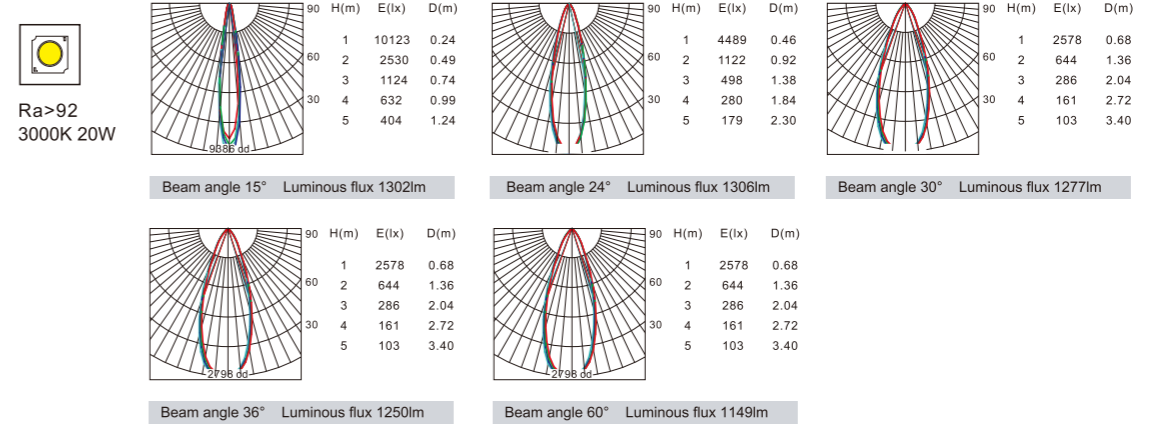
Model	Power	LED voltage	LED Current	CRI	CCT	Beam Angle	LED Output	System output	Dimming Type
KAS-CL06R-315F	15W	34V	350mA	90	2700K	15°	1314lm	1168lm	ON-OFF TRIAC 1-10V DALI
						24°	1314lm	1152lm	
						30°	1314lm	1102lm	
						36°	1314lm	1130lm	
						60°	1314lm	1189lm	
KAS-CL06R-315T	15W	34V	350mA	90	3000K	15°	1383lm	1230lm	ON-OFF TRIAC 1-10V DALI
						24°	1383lm	1213lm	
						30°	1383lm	1160lm	
						36°	1383lm	1190lm	
						60°	1383lm	1252lm	
KAS-CL06R-315T	15W	34V	350mA	90	4000K	15°	1467lm	1304lm	ON-OFF TRIAC 1-10V DALI
						24°	1467lm	1286lm	
						30°	1467lm	1230lm	
						36°	1467lm	1262lm	
						60°	1467lm	1328lm	



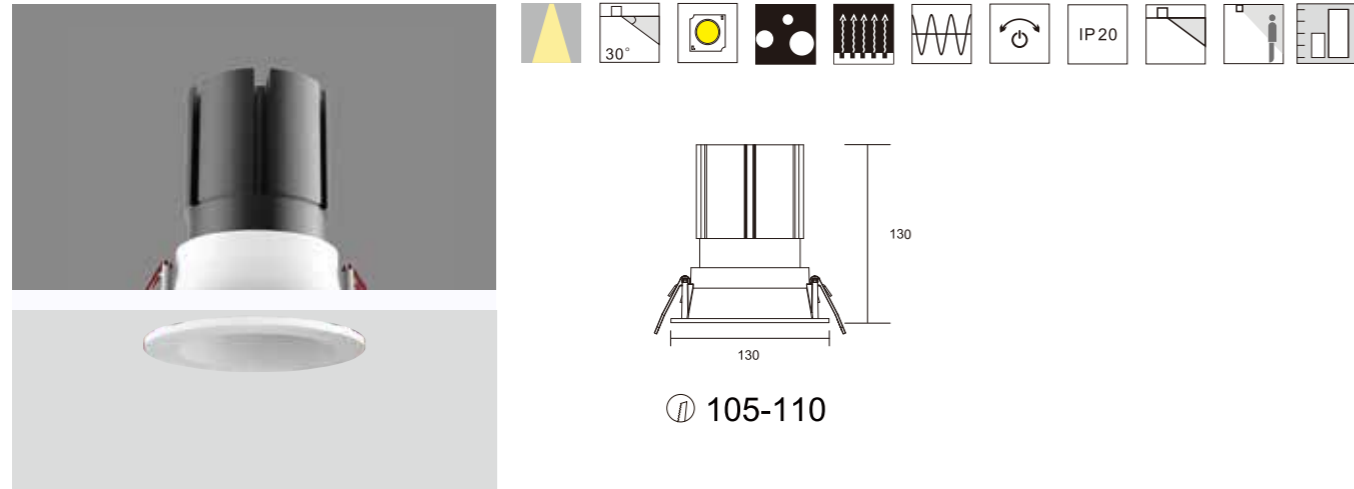
# KAS-CL06R-3T



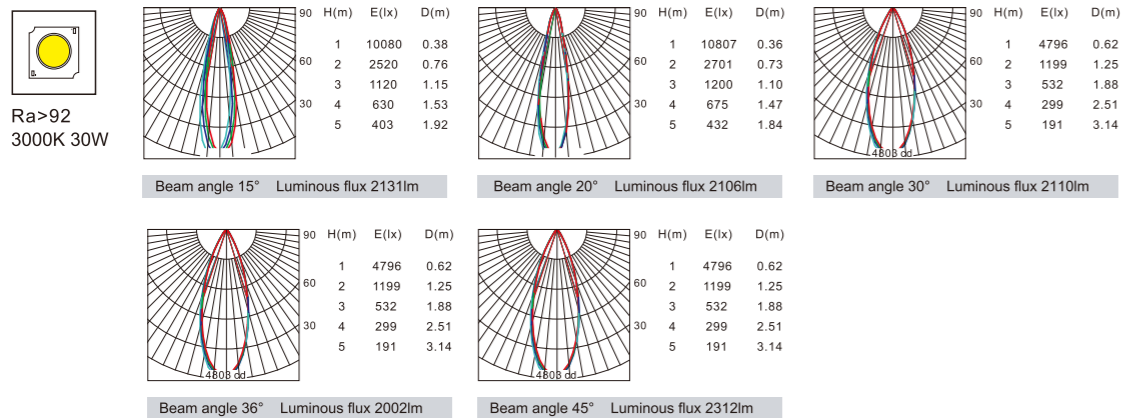
Model	Power	LED voltage	LED Current	CRI	CCT	Beam Angle	LED Output	System output	Dimming Type
KAS-CL06R-320F	20W	34V	500mA	90	2700K	15°	1877lm	1237lm	ON-OFF TRIAC 1-10V DALI
						24°	1877lm	1241lm	
						30°	1877lm	1213lm	
						36°	1877lm	1187lm	
						60°	1877lm	1091lm	
KAS-CL06R-320T	20W	34V	500mA	90	3000K	15°	1975lm	1302lm	ON-OFF TRIAC 1-10V DALI
						24°	1975lm	1306lm	
						30°	1975lm	1277lm	
						36°	1975lm	1250lm	
						60°	1975lm	1149lm	
KAS-CL06R-320T	20W	34V	500mA	90	4000K	15°	2095lm	1381lm	ON-OFF TRIAC 1-10V DALI
						24°	2095lm	1385lm	
						30°	2095lm	1354lm	
						36°	2095lm	1325lm	
						60°	2095lm	1218lm	



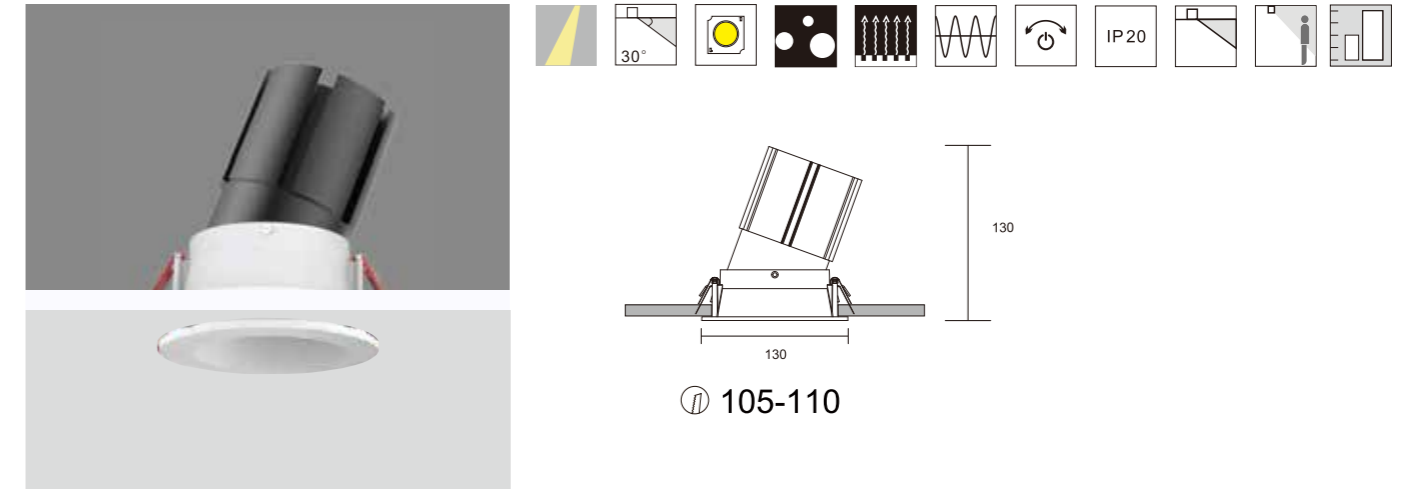
# KAS-CL06R-4F



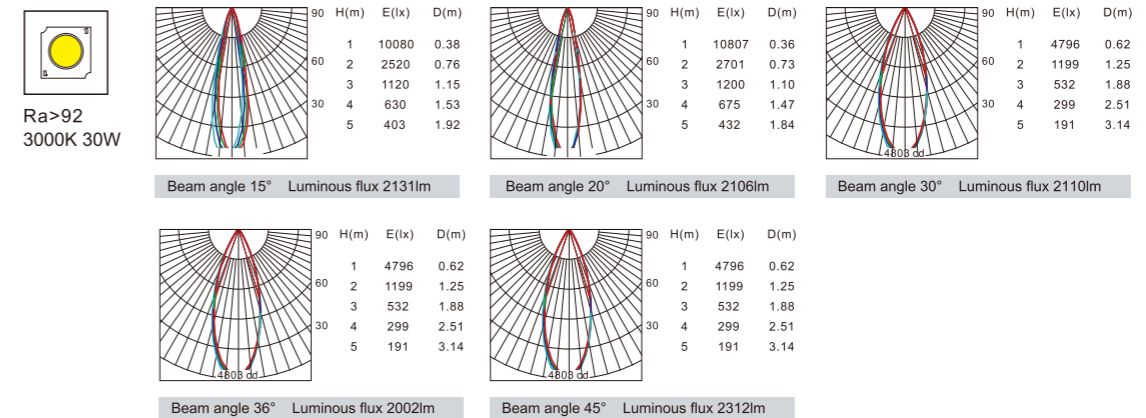
Model	Power	LED voltage	LED Current	CRI	CCT	Beam Angle	LED Output	System output	Dimming Type
KAS-CL06R-430F	30W	34V	700mA	90	2700K	15°	2737lm	2028lm	ON-OFF TRIAC 1-10V DALI
						24°	2737lm	2004lm	
						30°	2737lm	2008lm	
						36°	2737lm	1905lm	
						60°	2737lm	2200lm	
30W	34V	700mA	90	3000K	15°	2876lm	2131lm	ON-OFF TRIAC 1-10V DALI	
					24°	2876lm	2106lm		
					30°	2876lm	2110lm		
					36°	2876lm	2002lm		
					60°	2876lm	2312lm		
30W	34V	700mA	90	4000K	15°	3052lm	2261lm	ON-OFF TRIAC 1-10V DALI	
					24°	3052lm	2234lm		
					30°	3052lm	2239lm		
					36°	3052lm	2124lm		
					60°	3052lm	2453lm		




# KAS-CL06R-4T



Model	Power	LED voltage	LED Current	CRI	CCT	Beam Angle	LED Output	System output	Dimming Type
KAS-CL06R-430T	30W	34V	700mA	90	2700K	15°	2737lm	2028lm	ON-OFF TRIAC 1-10V DALI
						24°	2737lm	2004lm	
						30°	2737lm	2008lm	
						36°	2737lm	1905lm	
						60°	2737lm	2200lm	
30W	34V	700mA	90	3000K	15°	2876lm	2131lm	ON-OFF TRIAC 1-10V DALI	
					24°	2876lm	2106lm		
					30°	2876lm	2110lm		
					36°	2876lm	2002lm		
					60°	2876lm	2312lm		
30W	34V	700mA	90	4000K	15°	3052lm	2261lm	ON-OFF TRIAC 1-10V DALI	
					24°	3052lm	2234lm		
					30°	3052lm	2239lm		
					36°	3052lm	2124lm		
					60°	3052lm	2453lm		





### CL07 Series Downlight

Round and Square shape design ,meet your diversified demand and your indoor lighting design styles.



# CL07 series



KAS-CL07R-3F

Power: 8W/10W  
Cutout: 80\*80mm  
Height: 100mm

KAS-CL07R-4F

Power: 15W/20W  
Cutout: 105\*105mm  
Height: 119mm

KAS-CL07R-4F

Power: 30W  
Cutout: 105\*105mm  
Height: 130mm

KAS-CL07R-3T

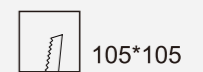
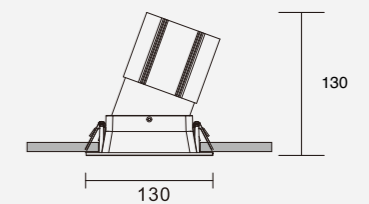
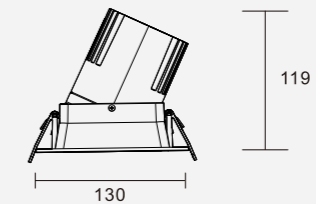
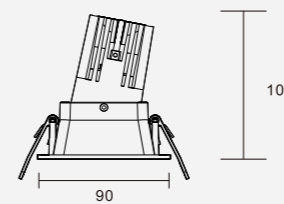
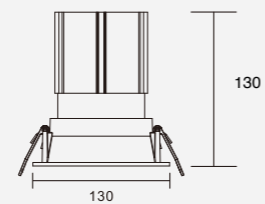

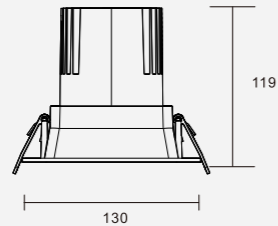
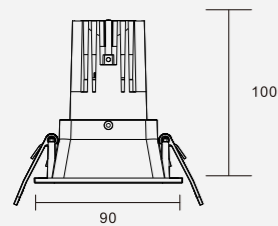
Power: 8W/10W  
Cutout: 80\*80mm  
Height: 100mm

KAS-CL07R-4T







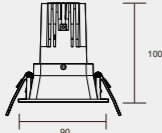
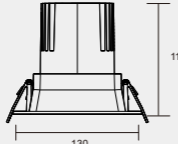
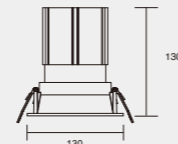
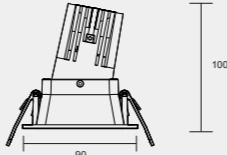
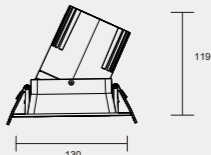
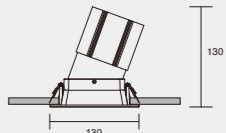
Power: 15W/20W  
Cutout: 105\*105mm  
Height: 119mm

KAS-CL07R-4T

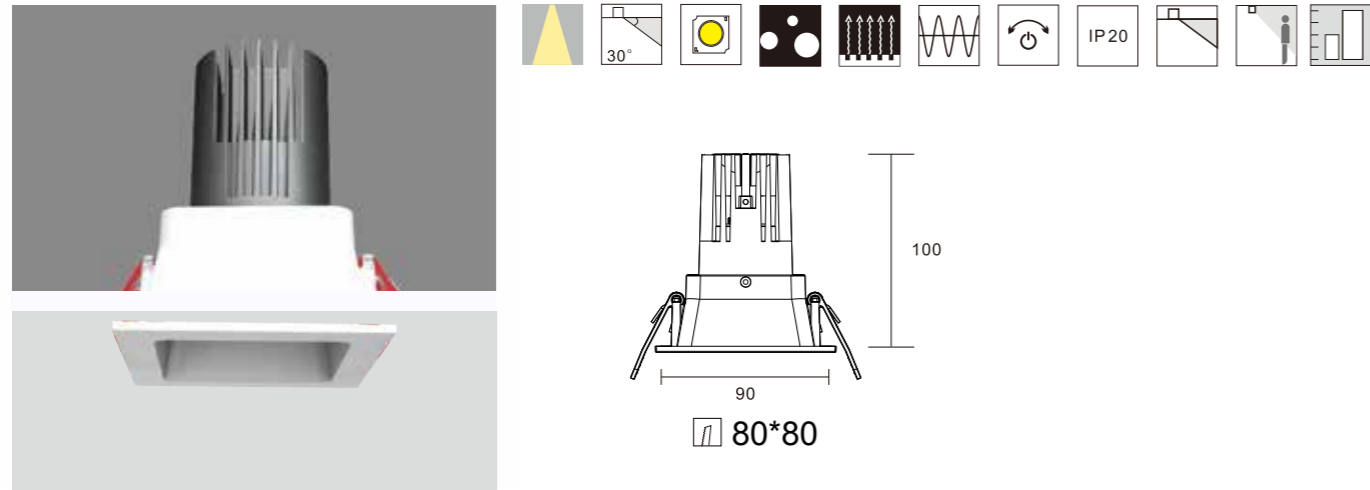
Power: 30W  
Cutout: 105\*105mm  
Height: 130mm



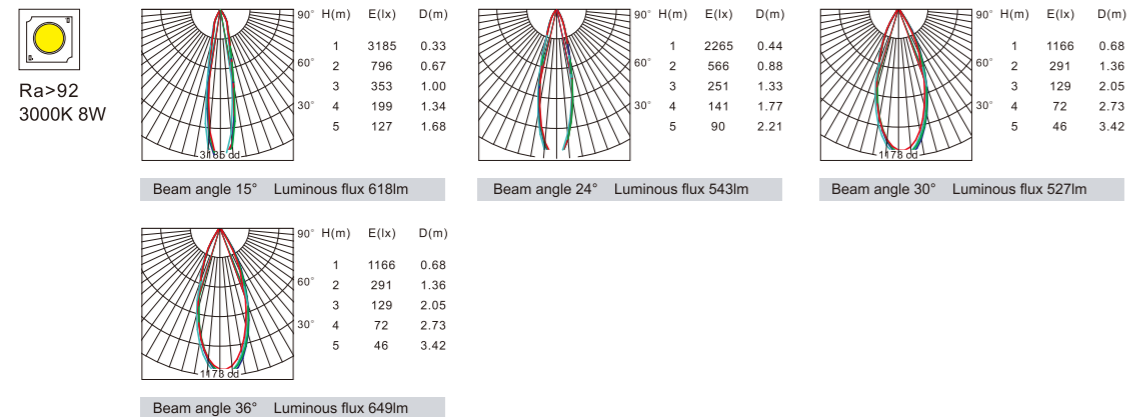
# CL07 series

Model	KAS-CL07R-308F	KAS-CL07R-415F	KAS-CL07R-430F		KAS-CL07R-308T	KAS-CL07R-415T	KAS-CL07R-430T
Product Photo							
Dimension(mm)							
Cutout(mm)	80*80	105*105	105*105		80*80	105*105	105*105
Wattage	8W/10W	15W/20W	30W		8W/10W	15W/20W	30W
CCT	2700K 3000K 3500K 4000K	2700K 3000K 3500K 4000K	2700K 3000K 3500K 4000K		2700K 3000K 3500K 4000K	2700K 3000K 3500K 4000K	2700K 3000K 3500K 4000K
CRI	>90	>90	>90		>90	>90	>90
Beam Angle	15°/24°/30°/36°	15°/24°/30°/36°/60°	15°/24°/36°/50°		15°/24°/30°/36°	15°/24°/30°/36°/60°	15°/24°/36°/50°
Lumen	501-797LM	1101-1185LM	1968-2239LM		501-797LM	1101-1185LM	1968-2239LM
IP	IP20	IP20	IP20		IP20	IP20	IP20
Dimming	TRIAC/1-10V/DALI	TRIAC/1-10V/DALI	TRIAC/1-10V/DALI		TRIAC/1-10V/DALI	TRIAC/1-10V/DALI	TRIAC/1-10V/DALI
Colour	White+Iron gray	White+Iron gray	White+Iron gray		White+Iron gray	White+Iron gray	White+Iron gray

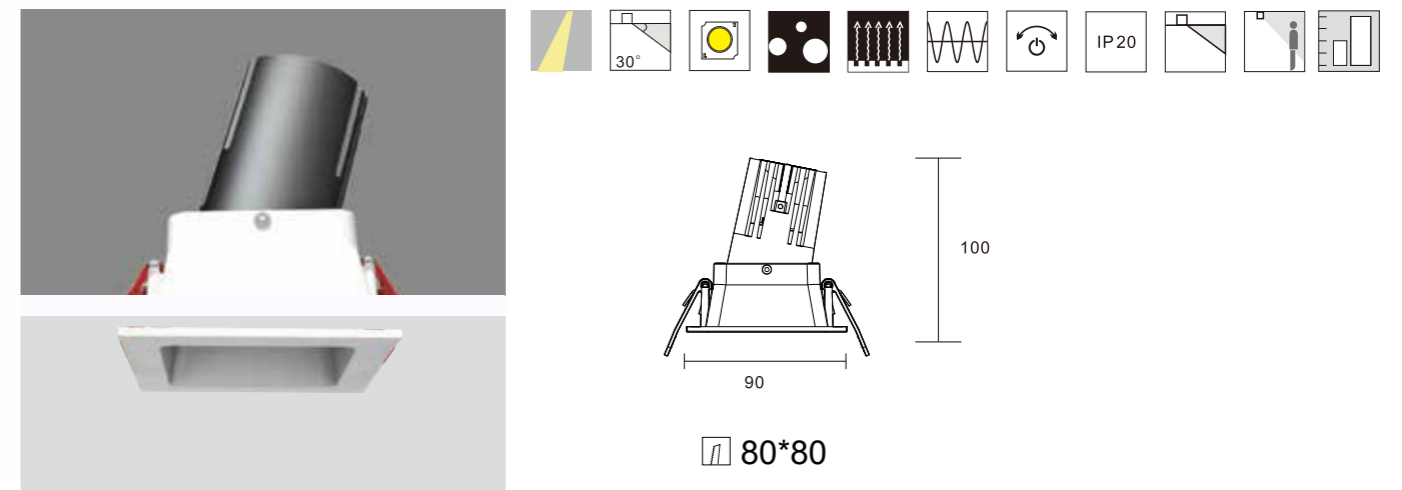
# KAS-CL07R-3F



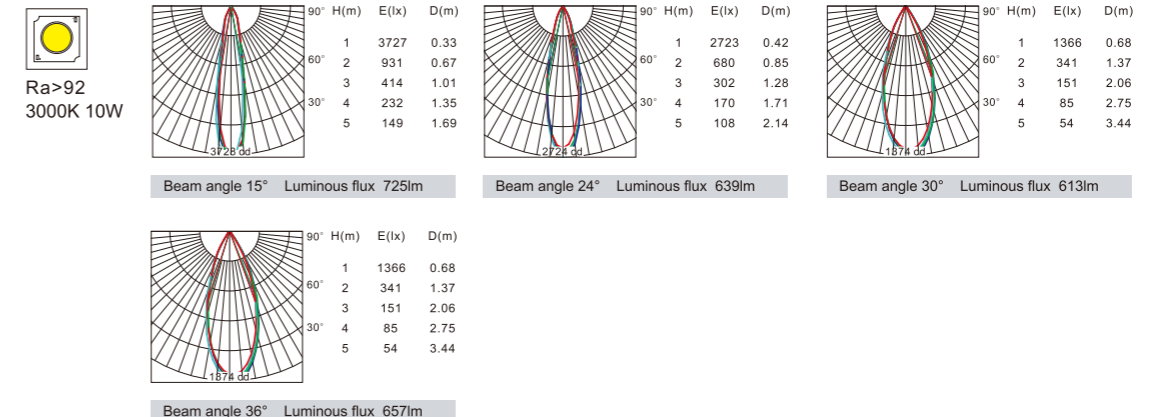
Model	Power	LED voltage	LED Current	CRI	CCT	Beam Angle	LED Output	System output	Dimming Type
KAS-CL07R-308F	8W	34V	200mA	90	2700K	15°	773lm	588lm	ON-OFF
						24°	773lm	516lm	TRIAC
						30°	773lm	594lm	1-10V
						36°	773lm	501lm	DALI
KAS-CL07R-308T	8W	34V	200mA	90	3000K	15°	812lm	618lm	ON-OFF
						24°	812lm	543lm	TRIAC
						30°	812lm	625lm	1-10V
						36°	812lm	527lm	DALI
KAS-CL07R-308T	8W	34V	200mA	90	4000K	15°	862lm	656lm	ON-OFF
						24°	862lm	576lm	TRIAC
						30°	862lm	664lm	1-10V
						36°	862lm	559lm	DALI



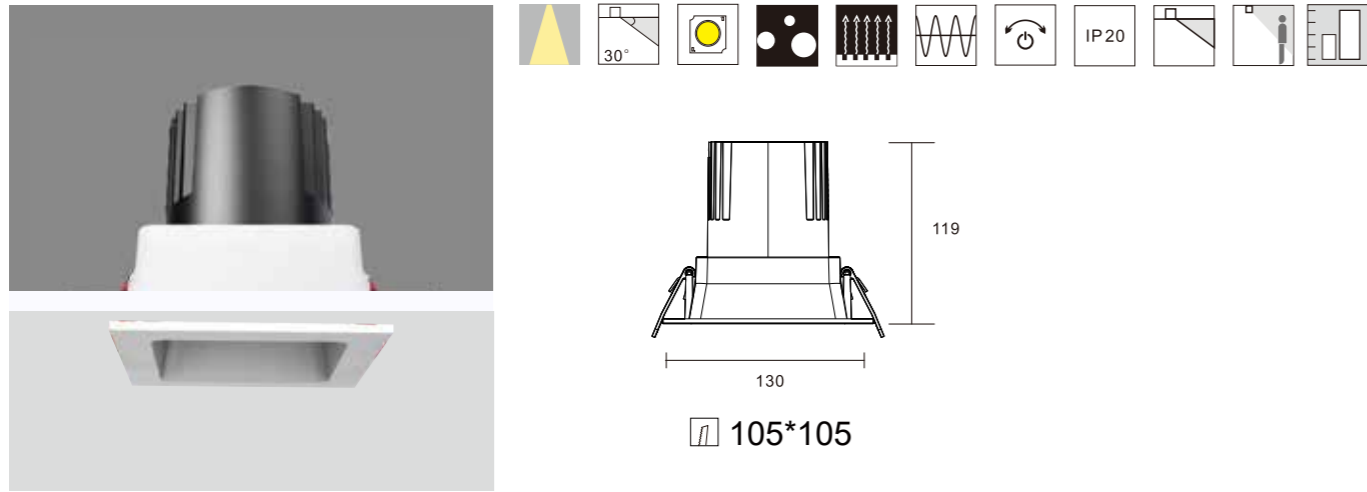
# KAS-CL07R-3T



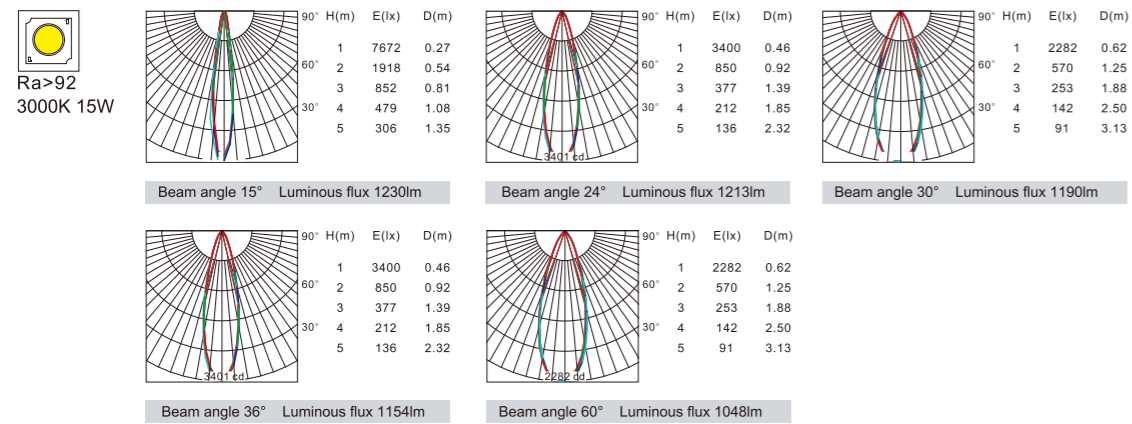
Model	Power	LED voltage	LED Current	CRI	CCT	Beam Angle	LED Output	System output	Dimming Type
KAS-CL07R-310F	10W	34V	250mA	90	2700K	15°	965lm	714lm	ON-OFF
						24°	965lm	664lm	TRIAC
						30°	965lm	626lm	1-10V
						36°	965lm	582lm	DALI
KAS-CL07R-310T	10W	34V	250mA	90	3000K	15°	1015lm	752lm	ON-OFF
						24°	1015lm	699lm	TRIAC
						30°	1015lm	659lm	1-10V
						36°	1015lm	613lm	DALI
KAS-CL07R-310T	10W	34V	250mA	90	4000K	15°	1077lm	797lm	ON-OFF
						24°	1077lm	741lm	TRIAC
						30°	1077lm	699lm	1-10V
						36°	1077lm	650lm	DALI



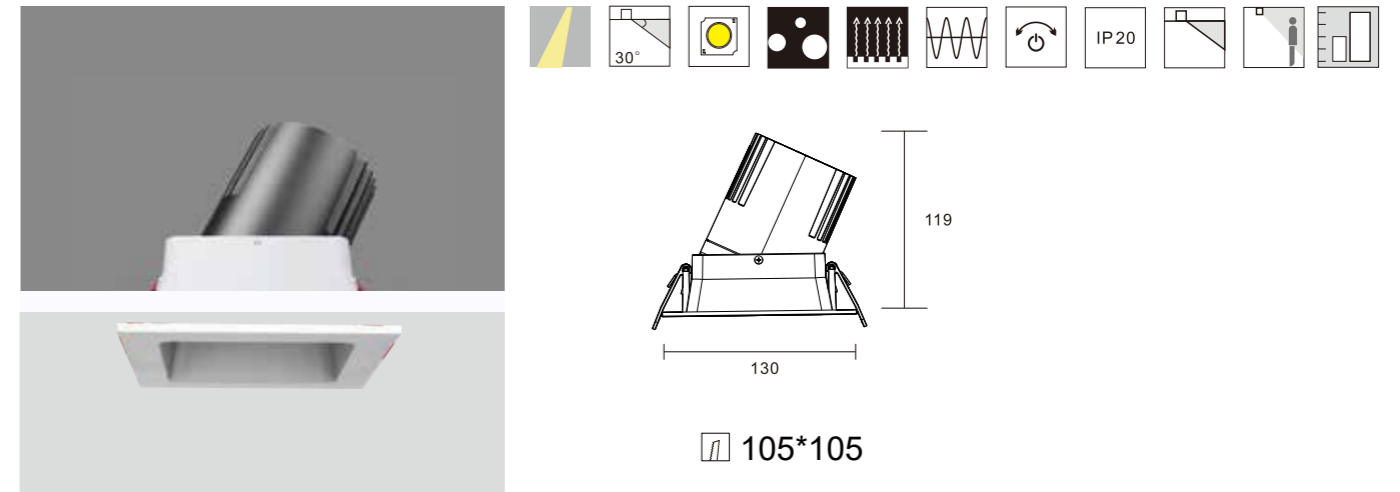
# KAS-CL07R-4F



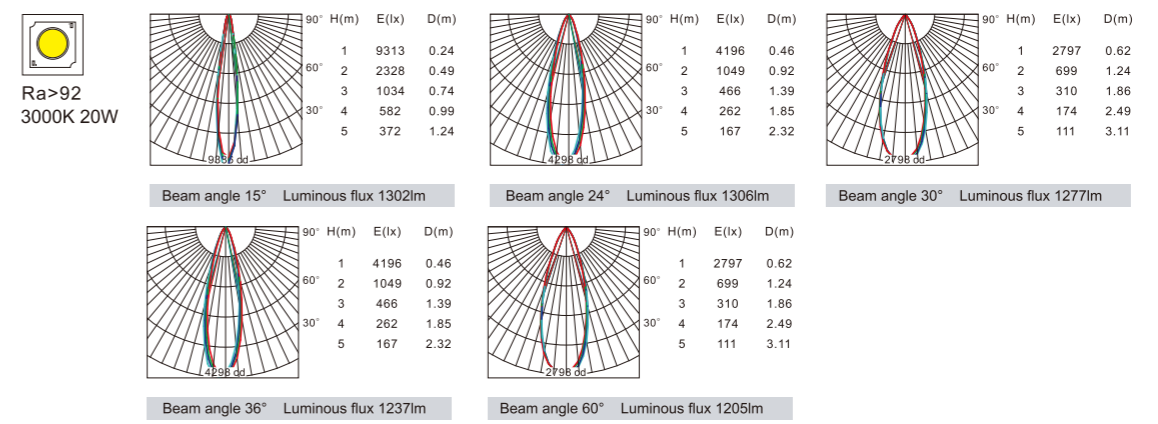
Model	Power	LED voltage	LED Current	CRI	CCT	Beam Angle	LED Output	System output	Dimming Type
KAS-CL07R-415F	15W	34V	350mA	90	2700K	15°	1314lm	1168lm	ON-OFF TRIAC 1-10V DALI
						24°	1314lm	1152lm	
						30°	1314lm	1102lm	
						36°	1314lm	1130lm	
						60°	1314lm	1189lm	
KAS-CL07R-415T	15W	34V	350mA	90	3000K	15°	1383lm	1230lm	ON-OFF TRIAC 1-10V DALI
						24°	1383lm	1213lm	
						30°	1383lm	1160lm	
						36°	1383lm	1190lm	
						60°	1383lm	1252lm	
KAS-CL07R-415T	15W	34V	350mA	90	4000K	15°	1467lm	1304lm	ON-OFF TRIAC 1-10V DALI
						24°	1467lm	1286lm	
						30°	1467lm	1230lm	
						36°	1467lm	1262lm	
						60°	1467lm	1328lm	



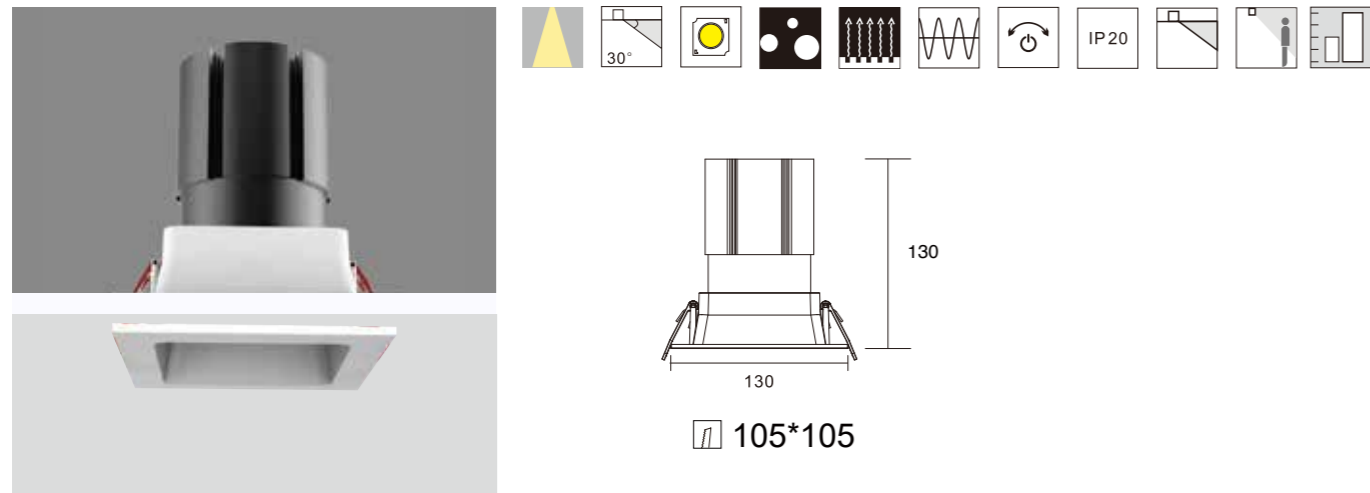
# KAS-CL07R-4T



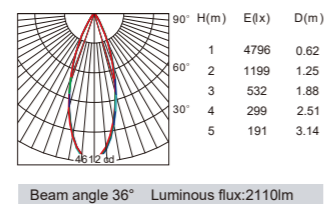
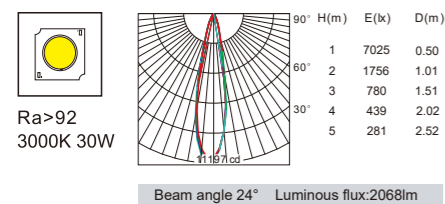
Model	Power	LED voltage	LED Current	CRI	CCT	Beam Angle	LED Output	System output	Dimming Type
KAS-CL07R-420F	20W	34V	500mA	90	2700K	15°	1877lm	1237lm	ON-OFF TRIAC 1-10V DALI
						24°	1877lm	1241lm	
						30°	1877lm	1213lm	
						36°	1877lm	1187lm	
						60°	1877lm	1091lm	
KAS-CL07R-420T	20W	34V	500mA	90	3000K	15°	1975lm	1302lm	ON-OFF TRIAC 1-10V DALI
						24°	1975lm	1306lm	
						30°	1975lm	1277lm	
						36°	1975lm	1250lm	
						60°	1975lm	1149lm	
KAS-CL07R-420T	20W	34V	500mA	90	4000K	15°	2095lm	1381lm	ON-OFF TRIAC 1-10V DALI
						24°	2095lm	1385lm	
						30°	2095lm	1354lm	
						36°	2095lm	1325lm	
						60°	2095lm	1218lm	



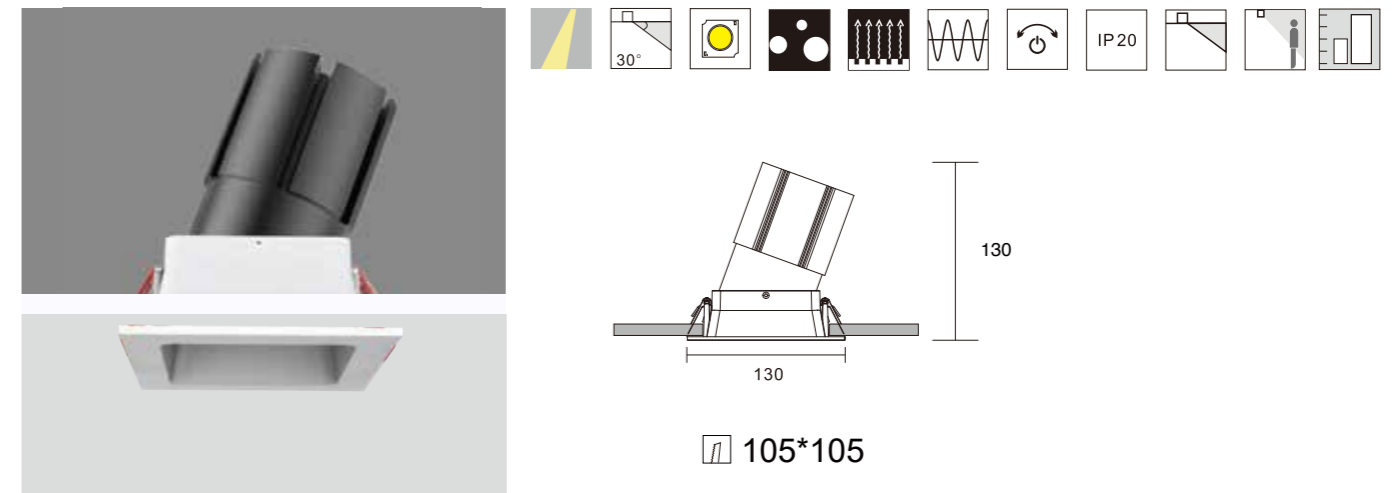
# KAS-CL07R-4F



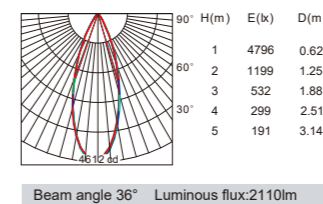
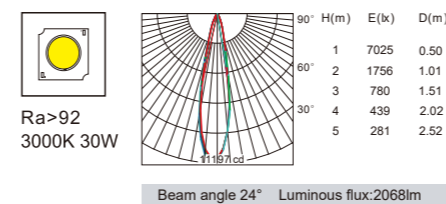
Model	Power	LED voltage	LED Current	CRI	CCT	Beam Angle	LED Output	System output	Dimming Type
KAS-CL07R-430F	30W	34V	700mA	90	2700K	15°	2737lm	2004lm	ON-OFF
						24°	2737lm	1968lm	TRIAC
						36°	2737lm	2008lm	1-10V
						50°	2737lm	2000lm	DALI
						15°	2876lm	2106lm	ON-OFF
	30W	34V	700mA	90	3000K	24°	2876lm	2068lm	TRIAC
						36°	2876lm	2110lm	1-10V
						50°	2876lm	2102lm	DALI
						15°	3052lm	2234lm	ON-OFF
						24°	3052lm	2194lm	TRIAC
	30W	34V	700mA	90	4000K	36°	3052lm	2239lm	1-10V
						50°	3052lm	2230lm	DALI



# KAS-CL07R-4T



Model	Power	LED voltage	LED Current	CRI	CCT	Beam Angle	LED Output	System output	Dimming Type
KAS-CL07R-430T	30W	34V	700mA	90	2700K	15°	2737lm	2004lm	ON-OFF
						24°	2737lm	1968lm	TRIAC
						36°	2737lm	2008lm	1-10V
						50°	2737lm	2000lm	DALI
						15°	2876lm	2106lm	ON-OFF
	30W	34V	700mA	90	3000K	24°	2876lm	2068lm	TRIAC
						36°	2876lm	2110lm	1-10V
						50°	2876lm	2102lm	DALI
						15°	3052lm	2234lm	ON-OFF
						24°	3052lm	2194lm	TRIAC
	30W	34V	700mA	90	4000K	36°	3052lm	2239lm	1-10V
						50°	3052lm	2230lm	DALI







## CL08 Series



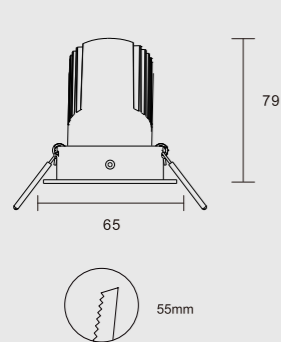
Special shining lights is the characteristic of this flat face ring downlight series. Combining different sizes in one uniform style, meets your multiple demands.

# CL08 Flat series



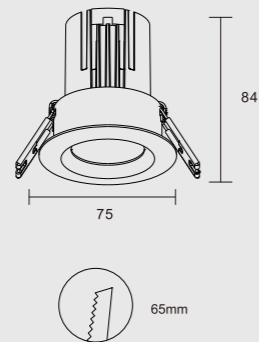
**KAS-CL08R-2F**

Power: 5W/8W  
Cutout: 55mm  
Height: 79mm



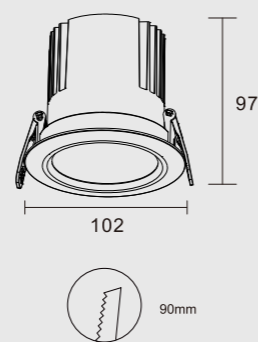
**KAS-CL08R-3F**

Power: 10W  
Cutout: 65mm  
Height: 84mm



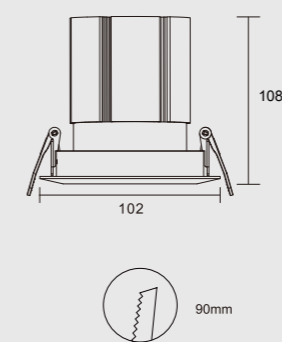
**KAS-CL08R-4F**

Power: 15W/20W  
Cutout: 90mm  
Height: 97mm



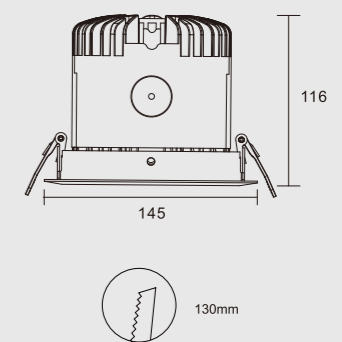
**KAS-CL08R-4F**

Power: 30W  
Cutout: 90mm  
Height: 108mm



**KAS-CL08R-5F**

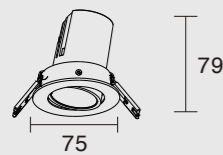
Power: 30W/40W  
Cutout: 130mm  
Height: 116mm



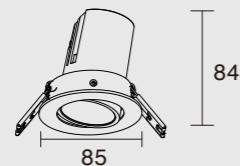
# CL08 Flat series



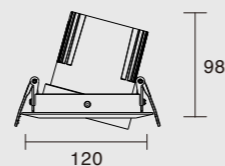
**KAS-CL08R-2T**  
 Power: 5W/8W/10W  
 Cutout: 65mm  
 Height: 79mm



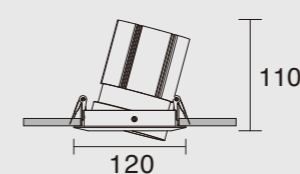
**KAS-CL08R-3T**  
 Power: 10W  
 Cutout: 75mm  
 Height: 84mm



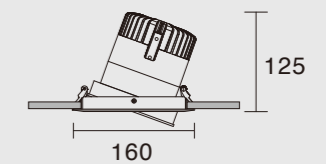
**KAS-CL08R-4T**  
 Power: 15W/20W  
 Cutout: 110mm  
 Height: 98mm



**KAS-CL08R-4T**  
 Power: 30W  
 Cutout: 110mm  
 Height: 110mm






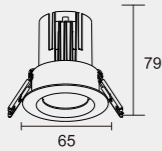
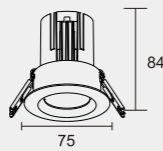
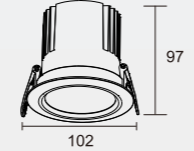
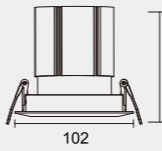
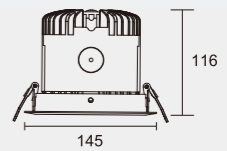


**KAS-CL08R-5T**  
 Power: 30W/40W  
 Cutout: 145mm  
 Height: 125mm






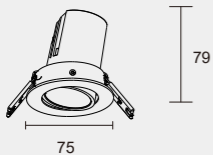
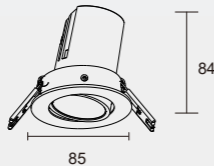
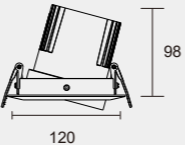
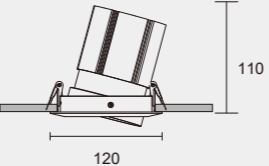
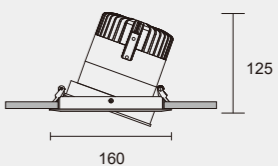




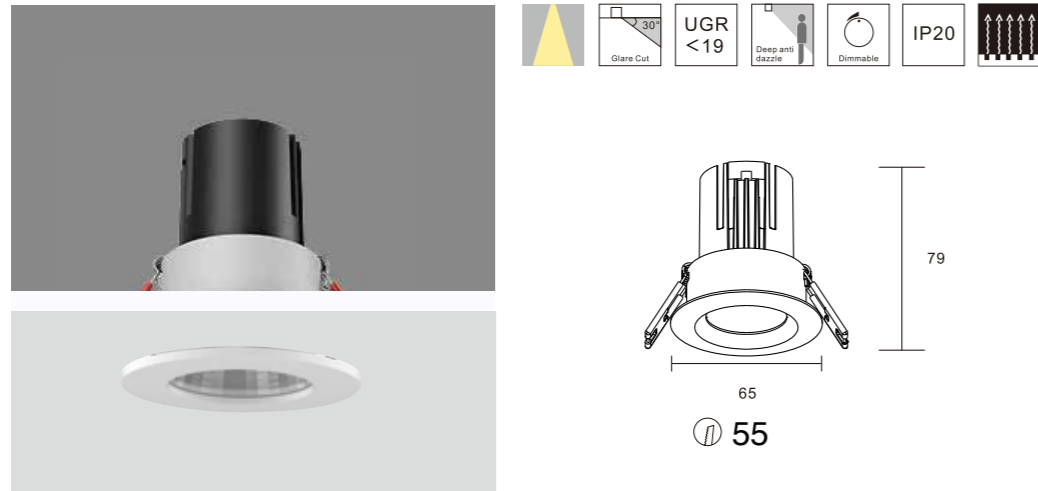
# CL08 Flat series

Model	KAS-CL08R-2F	KAS-CL08R-3F	KAS-CL08R-4F		KAS-CL08R-4F	KAS-CL08R-5F
Product Photo						
Dimension(mm)						
Cutout(mm)	55	65	90		90	130
Wattage	5W/8W	10W	15W/20W		30W	30W/40W
CCT	2700K 3000K 3500K 4000K	2700K 3000K 3500K 4000K	2700K 3000K 3500K 4000K		2700K 3000K 3500K 4000K	2700K 3000K 3500K 4000K
CRI	>90	>90	>90		>90	>90
Beam Angle	15°/24°/30°/36°	15°/24°/30°/36°	15°/24°/30°/36°/60°		15°/24°/36°/50°	15°/24°/30°/36°/45°
Lumen	325-520LM	650LM	975-1300LM		1950LM	1950-2600LM
IP	IP20	IP20	IP20		IP20	IP20
Dimming	TRIAC/1-10V/DALI	TRIAC/1-10V/DALI	TRIAC/1-10V/DALI		TRIAC/1-10V/DALI	TRIAC/1-10V/DALI
Colour	White+Iron gray	White+Iron gray	White+Iron gray		White+Iron gray	White+Iron gray

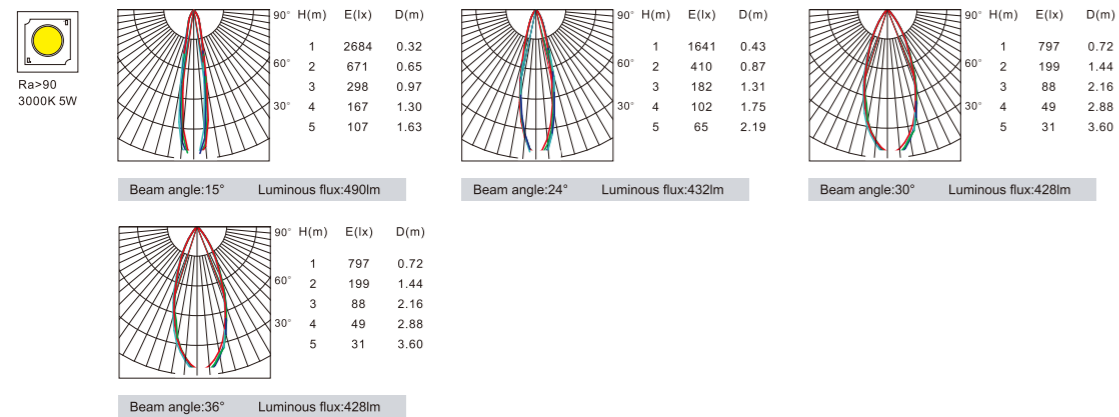
# CL08 Flat series

Model	KAS-CL08R-2T	KAS-CL08R-3T	KAS-CL08R-4T		KAS-CL08R-4T	KAS-CL08R-5T
Product Photo						
Dimension(mm)						
Cutout(mm)	65	75	110		110	145
Wattage	5W/8W	10W	15W/20W		30W	30W/40W
CCT	2700K 3000K 3500K 4000K	2700K 3000K 3500K 4000K	2700K 3000K 3500K 4000K		2700K 3000K 3500K 4000K	2700K 3000K 3500K 4000K
CRI	>90	>90	>90		>90	>90
Beam Angle	15°/24°/30°/36°	15°/24°/30°/36°	15°/24°/30°/36°/60°		15°/24°/36°/50°	15°/24°/30°/36°/45°
Lumen	325 -520LM	650LM	975-1300LM		1950LM	1950-2600LM
IP	IP20	IP20	IP20		IP20	IP20
Dimming	TRIAC/1-10V/DALI	TRIAC/1-10V/DALI	TRIAC/1-10V/DALI		TRIAC/1-10V/DALI	TRIAC/1-10V/DALI
Colour	White+iron gray	White+iron gray	White+iron gray		White+iron gray	White+iron gray

# KAS-CL08R-2F



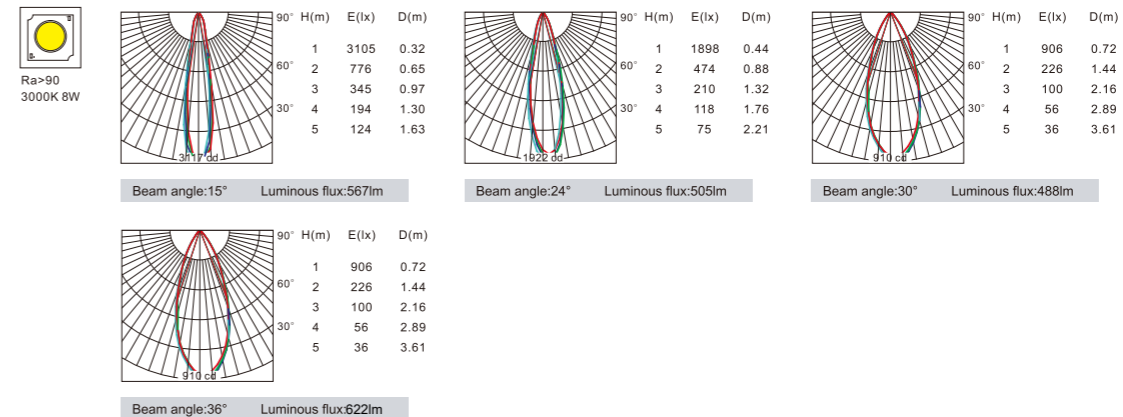
Model	Power	LED voltage	LED Current	CRI	CCT	Beam Angle	LED Output	System output	Dimming Type
KAS-CL08R-205F	5W	34V	120mA	90	2700K	15°	486lm	459lm	ON-OFF
						24°	486lm	428lm	TRIAC
						30°	486lm	403lm	1-10V
						36°	486lm	424lm	DALI
KAS-CL08R-205T	5W	34V	120mA	90	3000K	15°	511lm	483lm	ON-OFF
						24°	511lm	451lm	TRIAC
						30°	511lm	424lm	1-10V
						36°	511lm	446lm	DALI
KAS-CL08R-205T	5W	34V	120mA	90	4000K	15°	542lm	512lm	ON-OFF
						24°	542lm	478lm	TRIAC
						30°	542lm	449lm	1-10V
						36°	542lm	473lm	DALI



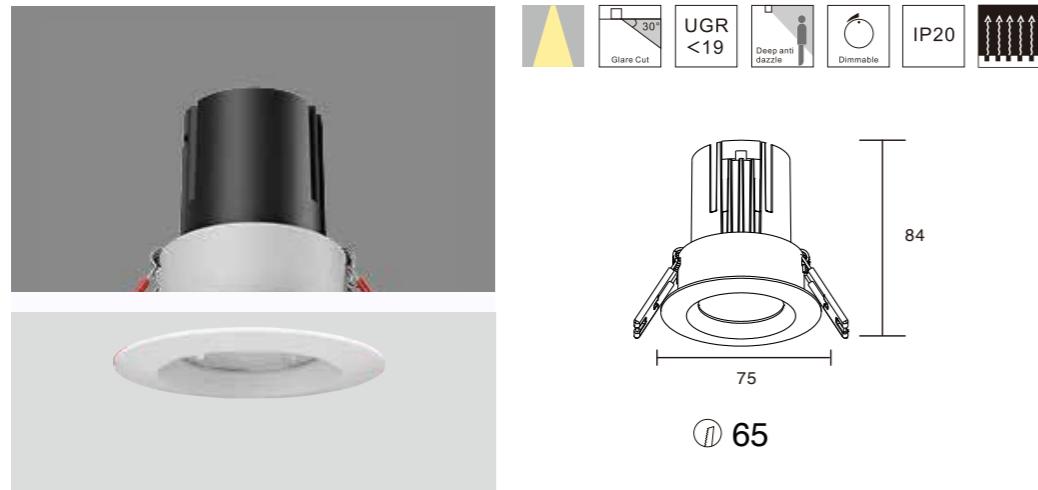
# KAS-CL08R-2T



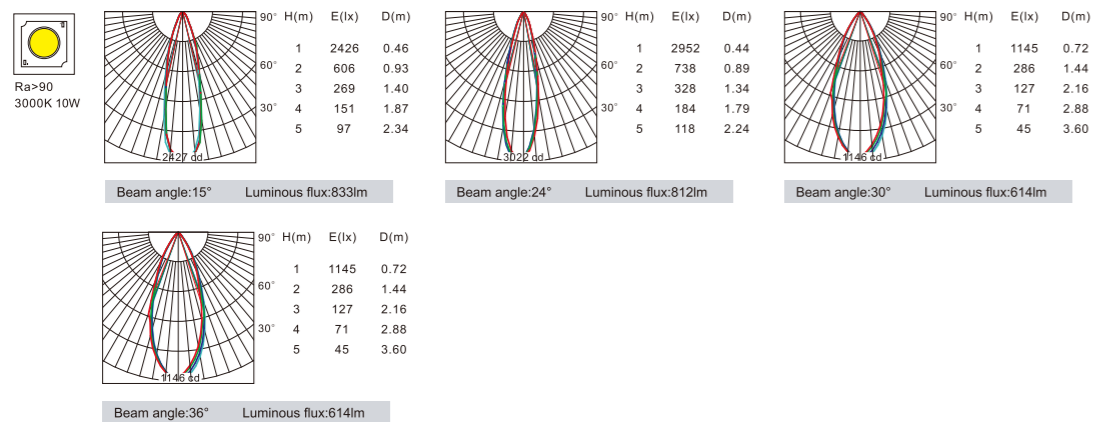
Model	Power	LED voltage	LED Current	CRI	CCT	Beam Angle	LED Output	System output	Dimming Type
KAS-CL08R-208F	8W	34V	200mA	90	2700K	15°	773lm	539lm	ON-OFF
						24°	773lm	480lm	TRIAC
						30°	773lm	464lm	1-10V
						36°	773lm	592lm	DALI
KAS-CL08R-208T	8W	34V	200mA	90	3000K	15°	812lm	567lm	ON-OFF
						24°	812lm	505lm	TRIAC
						30°	812lm	488lm	1-10V
						36°	812lm	622lm	DALI
KAS-CL08R-208T	8W	34V	200mA	90	4000K	15°	862lm	601lm	ON-OFF
						24°	862lm	536lm	TRIAC
						30°	862lm	518lm	1-10V
						36°	862lm	661lm	DALI



# KAS-CL08R-3F



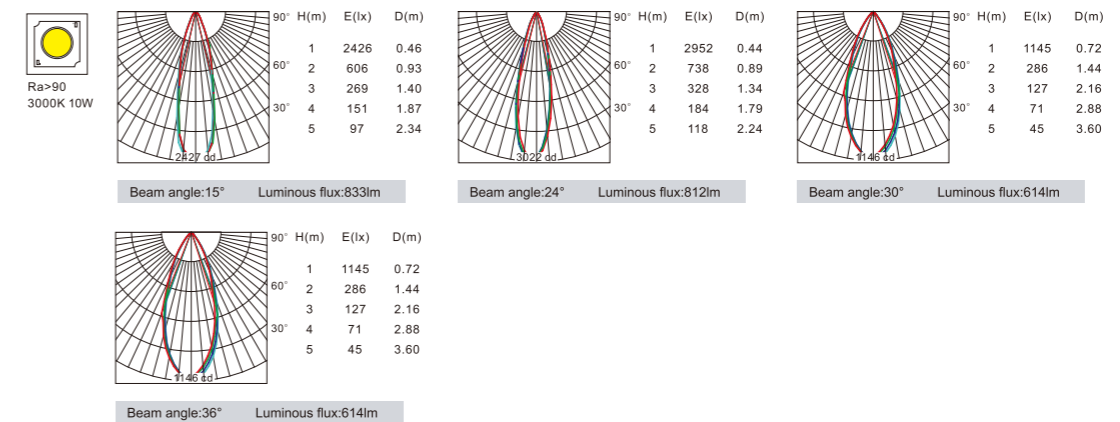
Model	Power	LED voltage	LED Current	CRI	CCT	Beam Angle	LED Output	System output	Dimming Type
KAS-CL08R-310F	10W	34V	250mA	90	2700K	15°	965lm	791lm	ON-OFF
						24°	965lm	772lm	TRIAC
						30°	965lm	583lm	1-10V
						36°	965lm	583lm	DALI
	10W	34V	250mA	90	3000K	15°	1015lm	833lm	ON-OFF
						24°	1015lm	812lm	TRIAC
						30°	1015lm	614lm	1-10V
						36°	1015lm	614lm	DALI
	10W	34V	250mA	90	4000K	15°	1077lm	883lm	ON-OFF
						24°	1077lm	861lm	TRIAC
						30°	1077lm	651lm	1-10V
						36°	1077lm	651lm	DALI



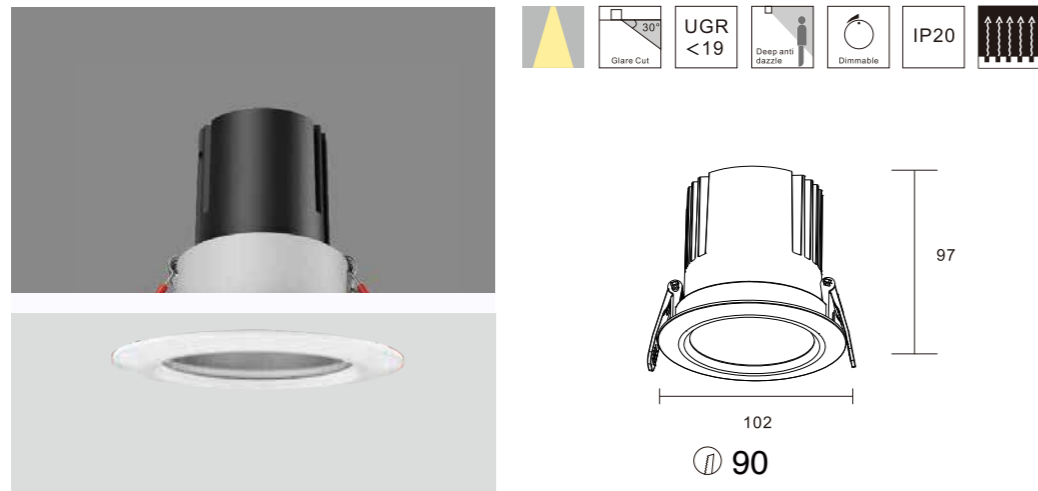
# KAS-CL08R-3T



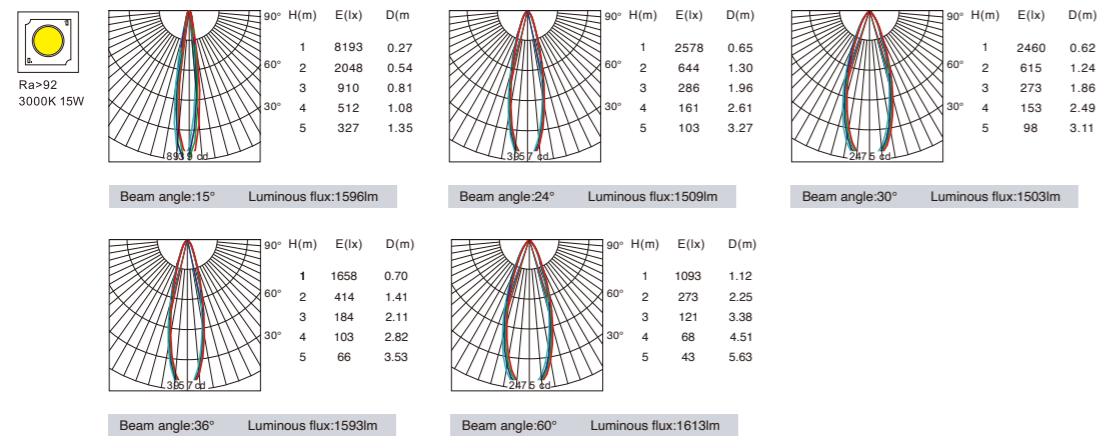
Model	Power	LED voltage	LED Current	CRI	CCT	Beam Angle	LED Output	System output	Dimming Type
KAS-CL08R-310T	10W	34V	250mA	90	2700K	15°	965lm	791lm	ON-OFF
						24°	965lm	772lm	TRIAC
						30°	965lm	583lm	1-10V
						36°	965lm	583lm	DALI
	10W	34V	250mA	90	3000K	15°	1015lm	833lm	ON-OFF
						24°	1015lm	812lm	TRIAC
						30°	1015lm	614lm	1-10V
						36°	1015lm	614lm	DALI
	10W	34V	250mA	90	4000K	15°	1077lm	883lm	ON-OFF
						24°	1077lm	861lm	TRIAC
						30°	1077lm	651lm	1-10V
						36°	1077lm	651lm	DALI



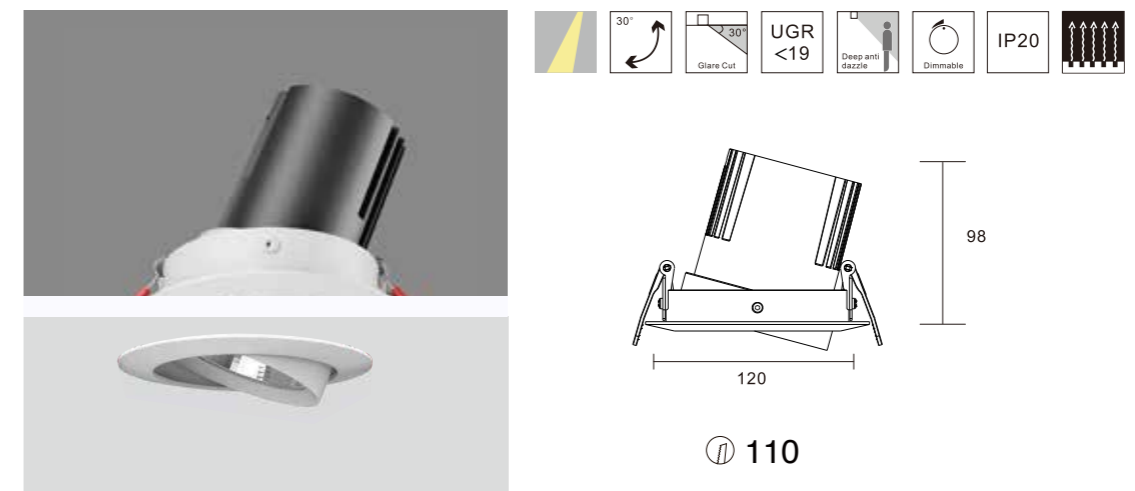
# KAS-CL08R-4F



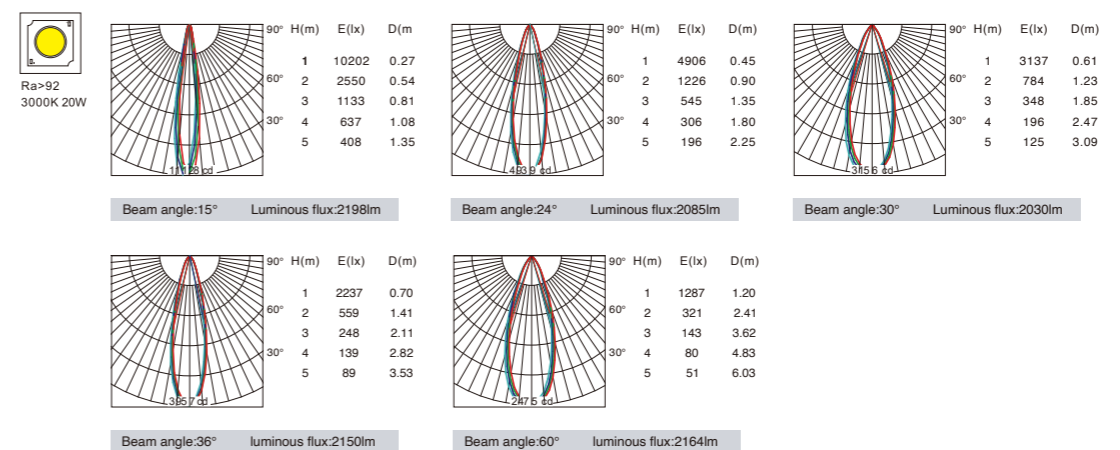
Model	Power	LED voltage	LED Current	CRI	CCT	Beam Angle	LED Output	System output	Dimming Type
KAS-CL08R-415F	15W	34V	350mA	90	2700K	15°	1642lm	1516lm	ON-OFF TRIAC 1-10V DALI
						24°	1642lm	1433lm	
						30°	1642lm	1428lm	
						36°	1642lm	1513lm	
						60°	1642lm	1532lm	
KAS-CL08R-415T	15W	34V	350mA	90	3000K	15°	1720lm	1596lm	ON-OFF TRIAC 1-10V DALI
						24°	1720lm	1509lm	
						30°	1720lm	1503lm	
						36°	1720lm	1593lm	
						60°	1720lm	1613lm	
KAS-CL08R-415T	15W	34V	350mA	90	4000K	15°	1833lm	1692lm	ON-OFF TRIAC 1-10V DALI
						24°	1833lm	1600lm	
						30°	1833lm	1594lm	
						36°	1833lm	1689lm	
						60°	1833lm	1710lm	



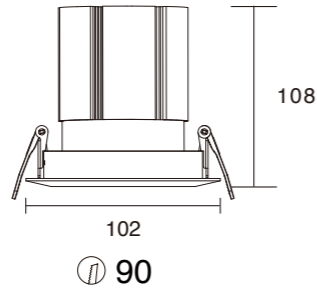
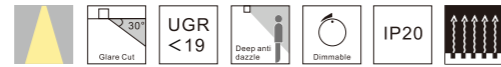
# KAS-CL08R-4T



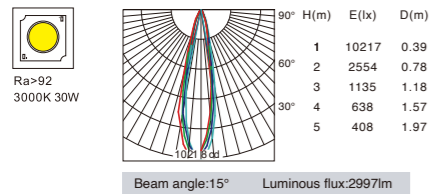
Model	Power	LED voltage	LED Current	CRI	CCT	Beam Angle	LED Output	System output	Dimming Type
KAS-CL08R-420F	20W	34V	500mA	90	2700K	15°	2252lm	2088lm	ON-OFF TRIAC 1-10V DALI
						24°	2252lm	1981lm	
						30°	2252lm	1929lm	
						36°	2252lm	2043lm	
						60°	2252lm	2056lm	
KAS-CL08R-420T	20W	34V	500mA	90	3000K	15°	2370lm	2198lm	ON-OFF TRIAC 1-10V DALI
						24°	2370lm	2085lm	
						30°	2370lm	2030lm	
						36°	2370lm	2150lm	
						60°	2370lm	2164lm	
KAS-CL08R-420T	20W	34V	500mA	90	4000K	15°	2252lm	2331lm	ON-OFF TRIAC 1-10V DALI
						24°	2252lm	2211lm	
						30°	2252lm	2153lm	
						36°	2252lm	2280lm	
						60°	2252lm	2295lm	



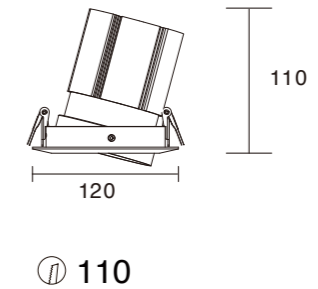
# KAS-CL08R-4F



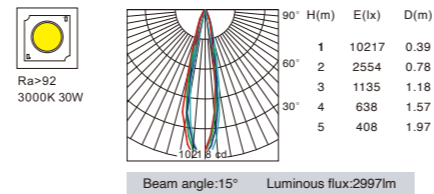
Model	Power	LED voltage	LED Current	CRI	CCT	Beam Angle	LED Output	System output	Dimming Type
KAS-CL08R-430F	30W	34V	700mA	90	2700K	15°	2737lm	2852lm	ON-OFF
						24°	2737lm	2765lm	TRIAC
						36°	2737lm	2811lm	1-10V
						50°	2737lm	2779lm	DALI
	30W	34V	700mA	90	3000K	15°	2876lm	2997lm	ON-OFF
						24°	2876lm	2906lm	TRIAC
						36°	2876lm	2954lm	1-10V
						50°	2876lm	2921lm	DALI
	30W	34V	700mA	90	4000K	15°	3052lm	3180lm	ON-OFF
						24°	3052lm	3083lm	TRIAC
						36°	3052lm	3134lm	1-10V
						50°	3052lm	3099lm	DALI



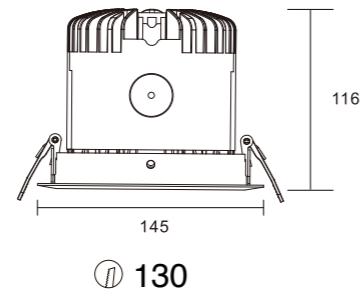
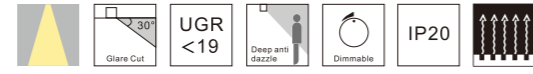
# KAS-CL08R-4T



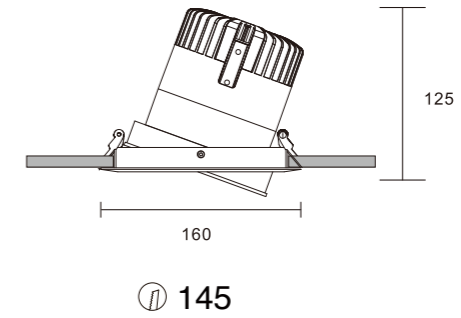
Model	Power	LED voltage	LED Current	CRI	CCT	Beam Angle	LED Output	System output	Dimming Type
KAS-CL08R-430T	30W	34V	700mA	90	2700K	15°	2737lm	2852lm	ON-OFF
						24°	2737lm	2765lm	TRIAC
						36°	2737lm	2811lm	1-10V
						50°	2737lm	2779lm	DALI
	30W	34V	700mA	90	3000K	15°	2876lm	2997lm	ON-OFF
						20°	2876lm	2906lm	TRIAC
						36°	2876lm	2954lm	1-10V
						45°	2876lm	2921lm	DALI
	30W	34V	700mA	90	4000K	15°	3052lm	3180lm	ON-OFF
						24°	3052lm	3083lm	TRIAC
						36°	3052lm	3134lm	1-10V
						50°	3052lm	3099lm	DALI



# KAS-CL08R-5F

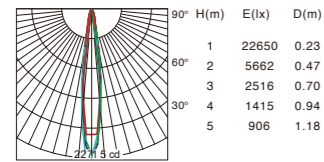
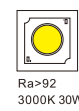


# KAS-CL08R-5T

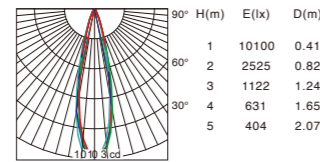


Model	Power	LED voltage	LED Current	CRI	CCT	Beam Angle	LED Output	System output	Dimming Type
KAS-CL08R-530F	30W	34V	700mA	90	2700K	15°	3284lm	3089lm	ON-OFF TRIAC 1-10V DALI
						24°	3284lm	3072lm	
						30°	3284lm	3054lm	
						36°	3284lm	3010lm	
						45°	3284lm	3083lm	
KAS-CL08R-530T	30W	34V	700mA	90	3000K	15°	3451lm	3246lm	ON-OFF TRIAC 1-10V DALI
						24°	3451lm	3229lm	
						30°	3451lm	3210lm	
						36°	3451lm	3163lm	
						45°	3451lm	3240lm	
KAS-CL08R-540F	30W	34V	700mA	90	4000K	15°	3662lm	3444lm	ON-OFF TRIAC 1-10V DALI
						24°	3662lm	3426lm	
						30°	3662lm	3406lm	
						36°	3662lm	3356lm	
						45°	3662lm	3438lm	

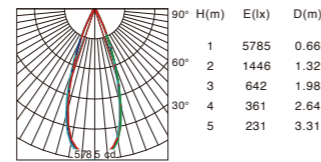
Model	Power	LED voltage	LED Current	CRI	CCT	Beam Angle	LED Output	System output	Dimming Type
KAS-CL08R-540F	40W	34V	1000mA	90	2700K	15°	4959lm	4223lm	ON-OFF TRIAC 1-10V DALI
						24°	4959lm	4228lm	
						30°	4959lm	4250lm	
						36°	4959lm	4258lm	
						45°	4959lm	4333lm	
KAS-CL08R-540T	40W	34V	1000mA	90	3000K	15°	5157lm	4392lm	ON-OFF TRIAC 1-10V DALI
						24°	5157lm	4397lm	
						30°	5157lm	4420lm	
						36°	5157lm	4428lm	
						45°	5157lm	4506lm	
KAS-CL08R-540T	40W	34V	1000mA	90	4000K	15°	5235lm	4458lm	ON-OFF TRIAC 1-10V DALI
						24°	5235lm	4463lm	
						30°	5235lm	4486lm	
						36°	5235lm	4494lm	
						45°	5235lm	4574lm	



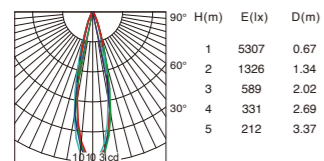
Beam angle:15° Luminous flux:3246lm



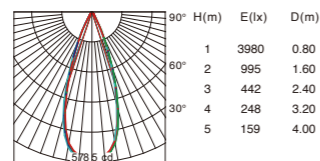
Beam angle:24° Luminous flux:3229lm



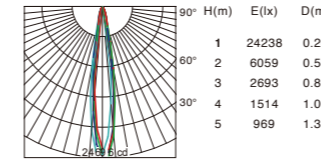
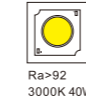
Beam angle:30° Luminous flux:3210lm



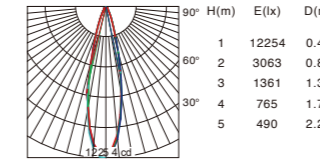
Beam angle:36° Luminous flux:3163lm



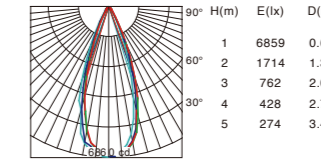
Beam angle:45° Luminous flux:3240lm



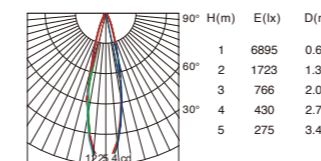
Beam angle:15° Luminous flux:4392lm



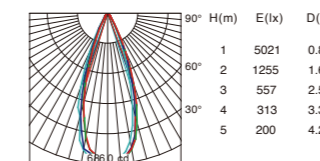
Beam angle:24° Luminous flux:4397lm



Beam angle:30° Luminous flux:4420lm



Beam angle:36° Luminous flux:4428lm



Beam angle:45° Luminous flux:4506lm



# CL17-18 Flat Series



## CL17/18 Series T rimless Downlight

Trimless version downlight intergrates the light as a unit with the ceiling, illuminating the art of lighting and high taste, high-ended lighting demands. performance, durability and versatility feature this sophisticated version with invisible ring.



# CL17-18 Flat Series



KAS-CL17R-3T

Power: 10W  
Cutout: 82mm  
Height: 103mm

KAS-CL17R-4T

Power: 15W/20W  
Cutout: 112mm  
Height: 119 mm

KAS-CL17R-4T

Power: 30W  
Cutout: 112mm  
Height: 130mm

KAS-CL18R-3T

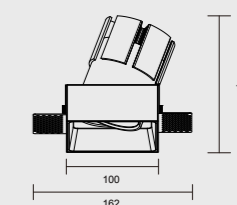
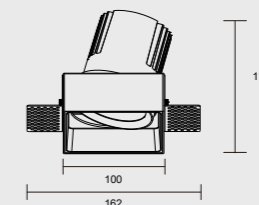
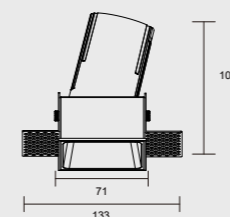
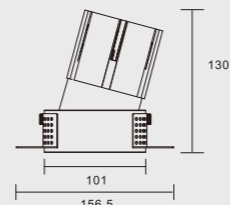
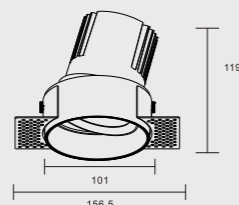
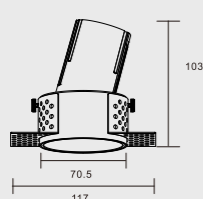
Power: 10W  
Cutout: 72\*72mm  
Height: 100mm







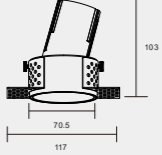
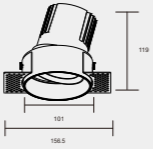
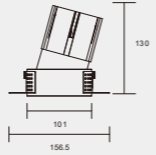
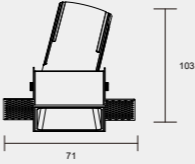
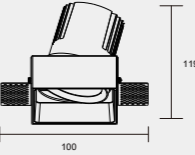
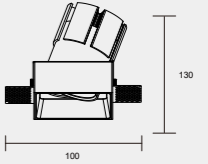
KAS-CL18R-4T

Power: 15W/20W  
Cutout: 102\*102mm  
Height: 119mm

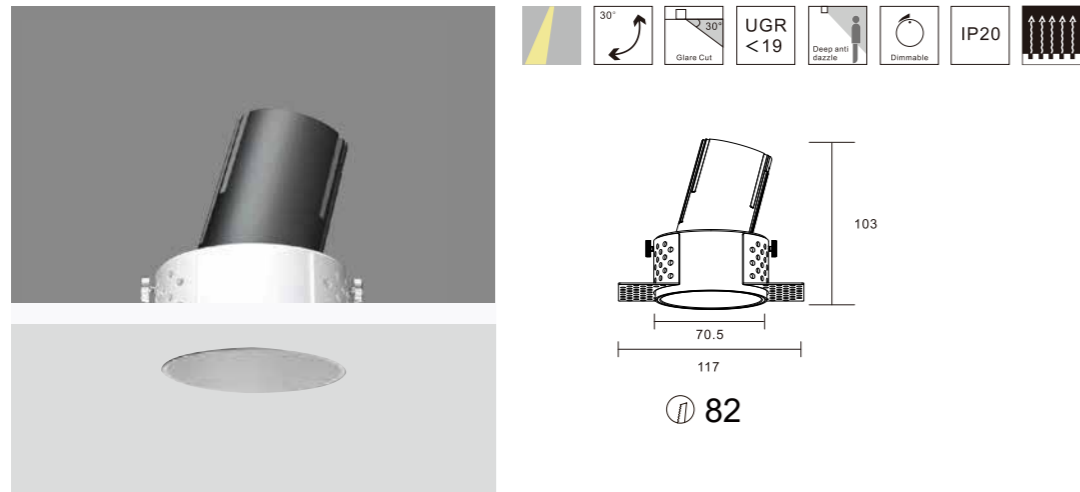
KAS-CL18R-4T

Power: 30W  
Cutout: 102\*102mm  
Height: 130mm

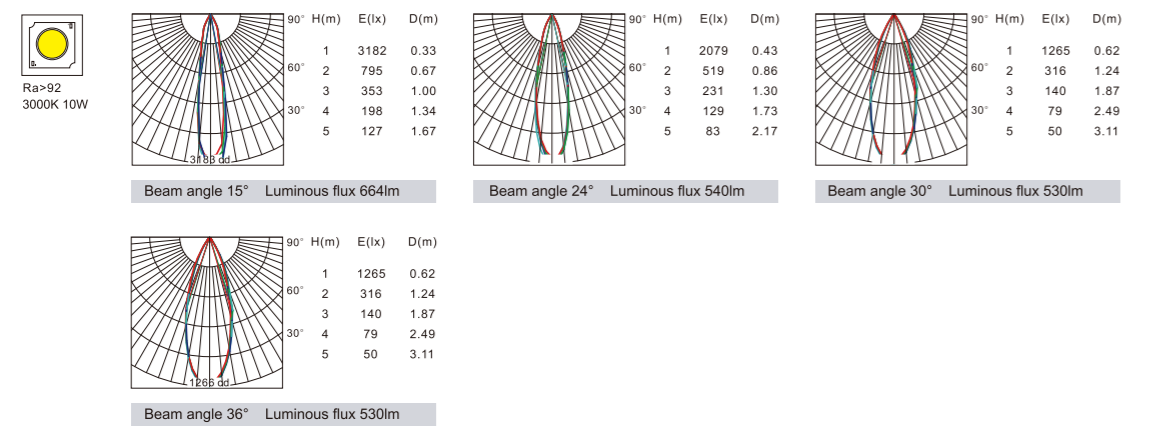


Model	KAS-CL17R-310T	KAS-CL17R-415T	KAS-CL17R-430T		KAS-CL18R-310T	KAS-CL18R-415T	KAS-CL18R-430T
Product Photo							
Dimension(mm)							
Cutout(mm)	82	112	112		72*72	102*102	102*102
Wattage	10W	15W/20W	30W		10W	15W/20W	30W
CCT	2700K 3000K 3500K 4000K	2700K 3000K 3500K 4000K	2700K 3000K 3500K 4000K		2700K 3000K 3500K 4000K	2700K 3000K 3500K 4000K	2700K 3000K 3500K 4000K
CRI	>90	>90	>90		>90	>90	>90
Beam Angle	15°/24°/30°/36°	15°/24°/30°/36°/60°	15°/24°/30°/36°/50°		20°/30°/36°	15°/24°/30°/36°/60°	15°/24°/30°/36°/60°
Lumen	550-770LM	750-1200LM	1700LM		1150-1800LM	2100-2900LM	2100-2900LM
IP	IP20	IP20	IP20		IP20	IP20	IP20
Dimming	TRIAC/1-10V/DALI	TRIAC/1-10V/DALI	TRIAC/1-10V/DALI		TRIAC/1-10V/DALI	TRIAC/1-10V/DALI	TRIAC/1-10V/DALI
Colour	White+Iron gray	White+Iron gray	White+Iron gray		White+Iron gray	White+Iron gray	White+Iron gray

# KAS-CL17R-3T




Model	Power	LED voltage	LED Current	CRI	CCT	Beam Angle	LED Output	System output	Dimming Type
KAS-CL17R-310T 10W	10W	34V	250mA	90	2700K	15°	965lm	631lm	ON-OFF
						24°	965lm	513lm	TRIAC
						30°	965lm	503lm	1-10V
						36°	965lm	551lm	DALI
	10W	34V	250mA	90	3000K	15°	1015lm	664lm	ON-OFF
						24°	1015lm	540lm	TRIAC
						30°	1015lm	530lm	1-10V
						36°	1015lm	580lm	DALI
	10W	34V	250mA	90	4000K	15°	1077lm	704lm	ON-OFF
						24°	1077lm	572lm	TRIAC
						30°	1077lm	562lm	1-10V
						36°	1077lm	615lm	DALI



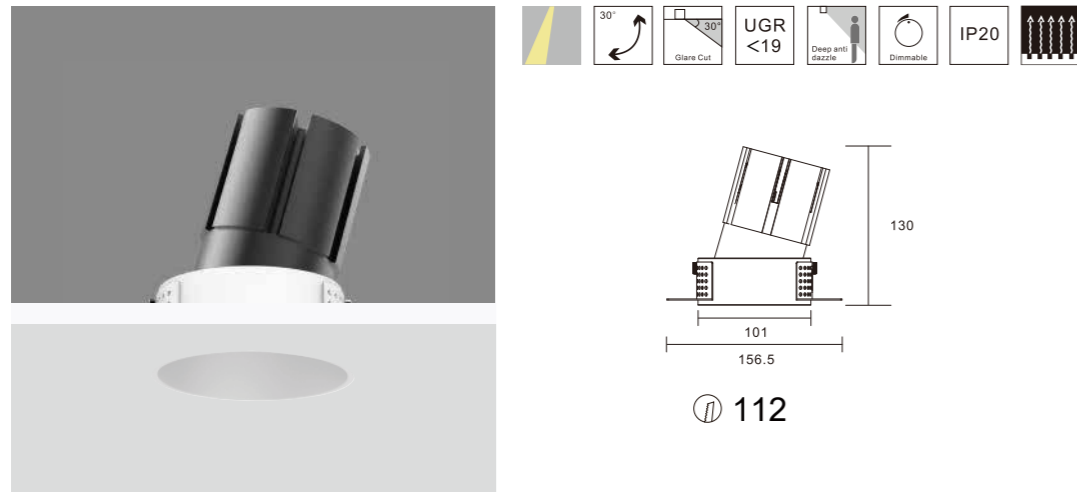
# KAS-CL17R-4T



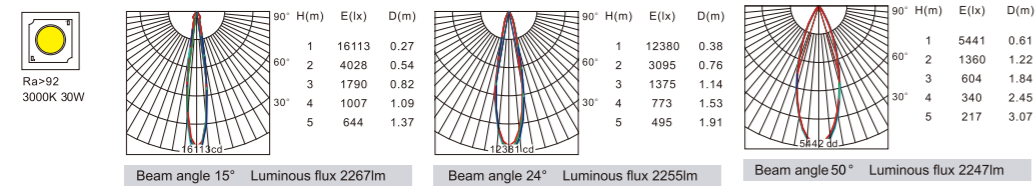
Model	Power	LED voltage	LED Current	CRI	CCT	Beam Angle	LED Output	System output	Dimming Type
KAS-CL17R-415T 15W	15W	34V	350mA	90	2700K	15°	1314lm	993lm	ON-OFF
						24°	1314lm	1041lm	TRIAC
						30°	1314lm	1057lm	1-10V
						36°	1314lm	1103lm	DALI
	15W	34V	350mA	90	3000K	15°	1383lm	1046lm	ON-OFF
						24°	1383lm	1096lm	TRIAC
						30°	1383lm	1113lm	1-10V
						36°	1383lm	1161lm	DALI
	15W	34V	350mA	90	4000K	15°	1467lm	1109lm	ON-OFF
						24°	1467lm	1162lm	TRIAC
						30°	1467lm	1180lm	1-10V
						36°	1467lm	1231lm	DALI
KAS-CL17R-420T 20W	20W	34V	500mA	90	2700K	15°	1877lm	1230lm	ON-OFF
						24°	1877lm	1204lm	TRIAC
						30°	1877lm	1182lm	1-10V
						36°	1877lm	1337lm	DALI
	20W	34V	500mA	90	3000K	15°	1975lm	1295lm	ON-OFF
						24°	1975lm	1267lm	TRIAC
						30°	1975lm	1244lm	1-10V
						36°	1975lm	1407lm	DALI
	20W	34V	500mA	90	4000K	15°	2095lm	1373lm	ON-OFF
						24°	2095lm	1343lm	TRIAC
						30°	2095lm	1319lm	1-10V
						36°	2095lm	1492lm	DALI



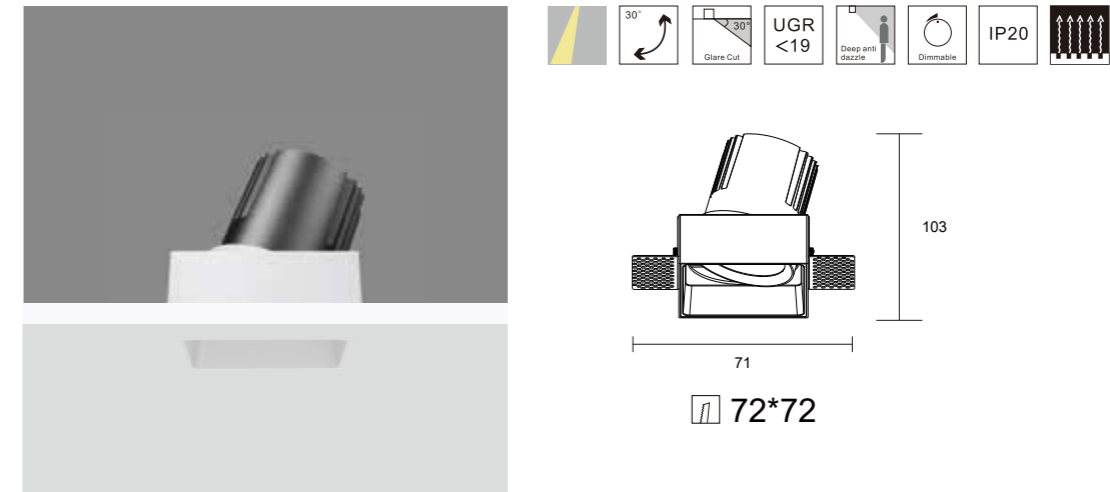
# KAS-CL17R-4T



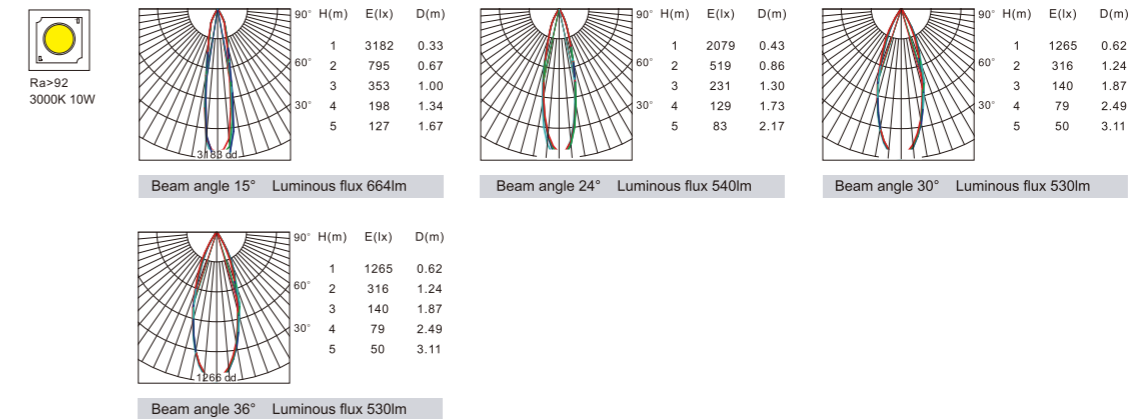
Model	Power	LED voltage	LED Current	CRI	CCT	Beam Angle	LED Output	System output	Dimming Type
KAS-CL17R-430T	30W	34V	700mA	90	2700K	15°	2737lm	2157lm	ON-OFF
						24°	2737lm	2146lm	TRIAC
						36°	2737lm	2258lm	1-10V
						50°	2737lm	2138lm	DALI
	30W	34V	700mA	90	3000K	15°	2876lm	2267lm	ON-OFF
						24°	2876lm	2255lm	TRIAC
						36°	2876lm	2373lm	1-10V
						50°	2876lm	2247lm	DALI
	30W	34V	700mA	90	4000K	15°	3052lm	2405lm	ON-OFF
						24°	3052lm	2392lm	TRIAC
						36°	3052lm	2518lm	1-10V
						50°	3052lm	2384lm	DALI



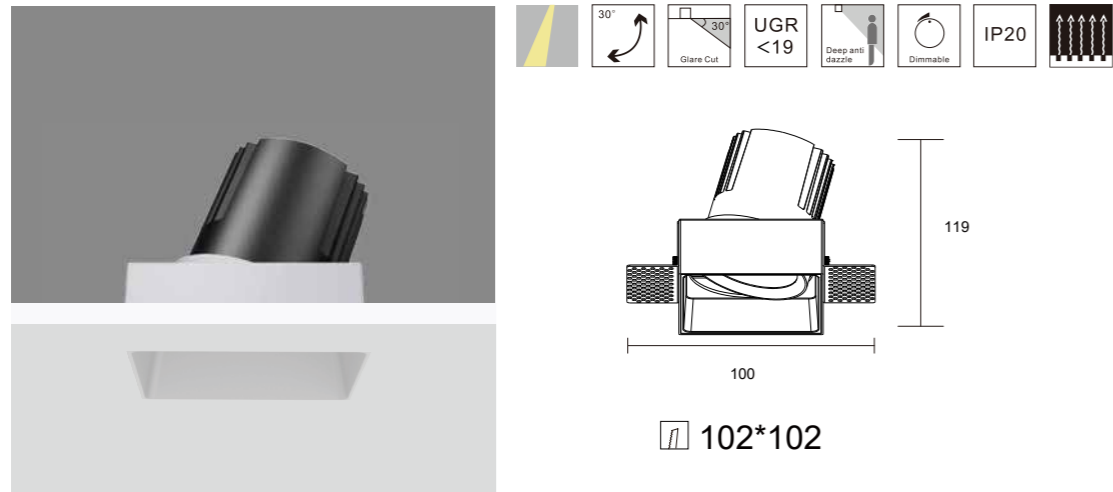
# KAS-CL18R-3T



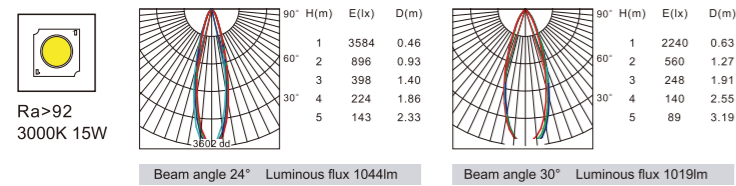
Model	Power	LED voltage	LED Current	CRI	CCT	Beam Angle	LED Output	System output	Dimming Type
KAS-CL18R-310T	10W	34V	250mA	90	2700K	15°	965lm	631lm	ON-OFF
						24°	965lm	513lm	TRIAC
						30°	965lm	503lm	1-10V
						36°	965lm	551lm	DALI
	10W	34V	250mA	90	3000K	15°	1015lm	664lm	ON-OFF
						24°	1015lm	540lm	TRIAC
						30°	1015lm	530lm	1-10V
						36°	1015lm	580lm	DALI
	10W	34V	250mA	90	4000K	15°	1077lm	704lm	ON-OFF
						24°	1077lm	572lm	TRIAC
						30°	1077lm	562lm	1-10V
						36°	1077lm	615lm	DALI



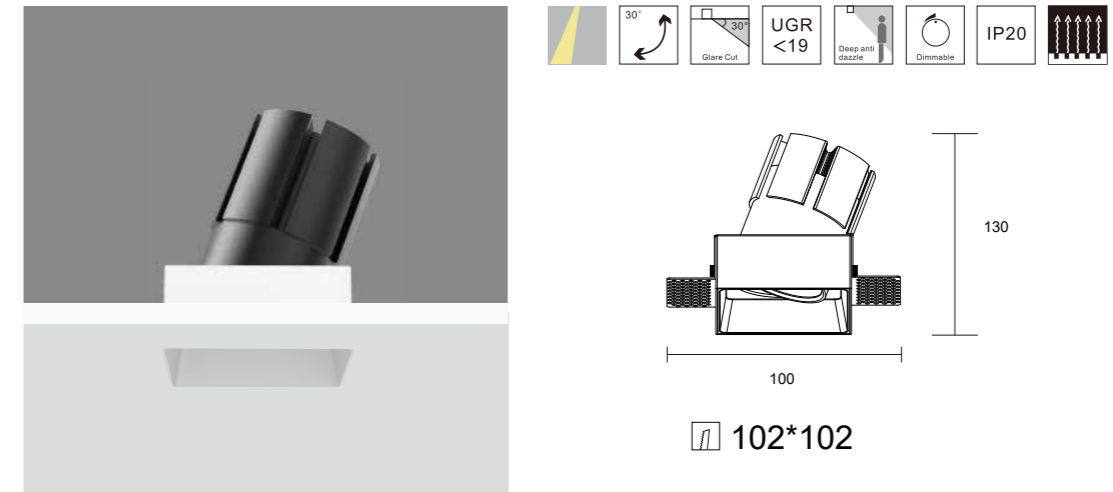
# KAS-CL18R-4T



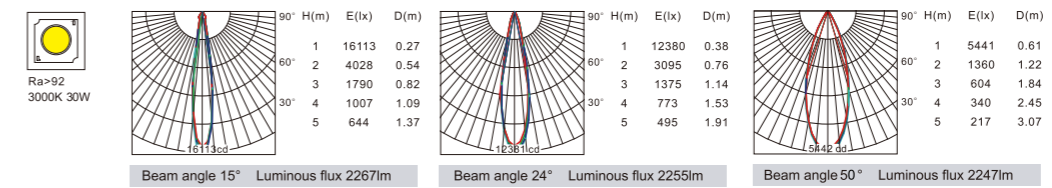
Model	Power	LED voltage	LED Current	CRI	CCT	Beam Angle	LED Output	System output	Dimming Type
KAS-CL18R-415T	15W	34V	350mA	90	2700K	15°	1314lm	1000lm	ON-OFF TRIAC 1-10V DALI
						24°	1314lm	991lm	
						30°	1314lm	968lm	
						36°	1314lm	1102lm	
						60°	1314lm	1075lm	
	15W	34V	350mA	90	3000K	15°	1383lm	1053lm	ON-OFF TRIAC 1-10V DALI
						24°	1383lm	1044lm	
						30°	1383lm	1019lm	
						36°	1383lm	1160lm	
						60°	1383lm	1132lm	
	15W	34V	350mA	90	4000K	15°	1467lm	1116lm	ON-OFF TRIAC 1-10V DALI
						24°	1467lm	1107lm	
30°						1467lm	1080lm		
36°						1467lm	1230lm		
60°						1467lm	1331lm		
KAS-CL18R-420T	20W	34V	500mA	90	2700K	15°	1877lm	1187lm	ON-OFF TRIAC 1-10V DALI
						24°	1877lm	1175lm	
						30°	1877lm	1304lm	
						36°	1877lm	1382lm	
						60°	1877lm	1333lm	
	20W	34V	500mA	90	3000K	15°	1975lm	1249lm	ON-OFF TRIAC 1-10V DALI
						24°	1975lm	1237lm	
						30°	1975lm	1373lm	
						36°	1975lm	1455lm	
						60°	1975lm	1454lm	
	20W	34V	500mA	90	4000K	15°	2095lm	1324lm	ON-OFF TRIAC 1-10V DALI
						24°	2095lm	1312lm	
30°						2095lm	1383lm		
36°						2095lm	1543lm		
60°						2095lm	1542lm		



# KAS-CL18R-4T



Model	Power	LED voltage	LED Current	CRI	CCT	Beam Angle	LED Output	System output	Dimming Type
KAS-CL18R-430T	30W	34V	700mA	90	2700K	15°	2737lm	2157lm	ON-OFF TRIAC 1-10V DALI
						24°	2737lm	2146lm	
						30°	2737lm	2041lm	
						36°	2737lm	2258lm	
						60°	2737lm	2138lm	
	30W	34V	700mA	90	3000K	15°	2876lm	2267lm	ON-OFF TRIAC 1-10V DALI
						24°	2876lm	2255lm	
						30°	2876lm	2145lm	
						36°	2876lm	2373lm	
						60°	2876lm	2247lm	
	30W	34V	700mA	90	4000K	15°	3052lm	2405lm	ON-OFF TRIAC 1-10V DALI
						24°	3052lm	2392lm	
30°						3052lm	2276lm		
36°						3052lm	2518lm		
60°						3052lm	2384lm		



# Contact details

## **IINNO Ltd**

2101A Nan Fung Centre,  
264-298 Castle Peak Road,  
Tsuen Wan, Hong Kong

Tel: +852 2134 9906

+86 (0)769 23010151/2

M: +86 13922905402

Email: [sales@iinno-lighting.com](mailto:sales@iinno-lighting.com)

[www.iinno-lighting.com](http://www.iinno-lighting.com)



