



Eco down light

Designing your lighting solutions




CL37 Series

1-34



C4 Series

35-58



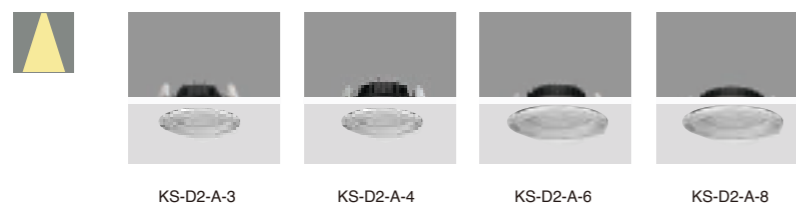
C2 Series

59-64



D2 Series

65-82



DL09 Series

83-98



T10 Series

99-114



TL23 Series

115-118



T1 Series

119-144



T2 Series/T3 Series

145-152






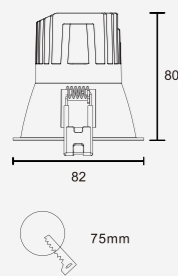
CL37 series

The lamp body adopt aluminum material, high heat dissipation, corrosion resistant and durable. Various type of ceiling lights: Square, round, square-oblique, round-oblique. With lens optics, the light effect is higher and the spot is more evenly. The front ring using high-quality pc make the whole lamp more lighter. The products apply to home, shopping malls, hotels, stores and clubs.

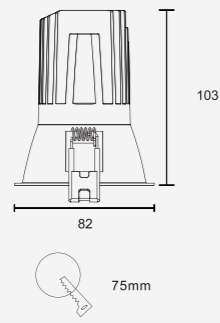
CL37 series



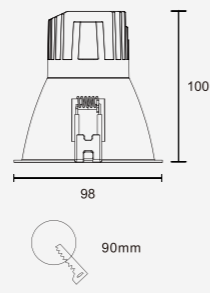
K-CL37-3F-R2G
Power: 5W/8W
Cutout: 75mm
Height: 80mm



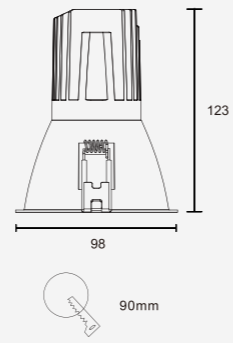
K-CL37-3F-R2G
Power: 10W/12W/15W
Cutout: 75mm
Height: 103mm



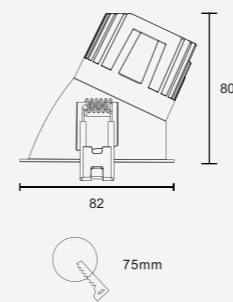
K-CL37-35F-R2G
Power: 5W/8W
Cutout: 90mm
Height: 100mm



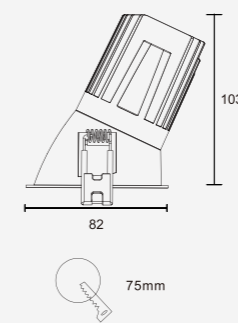
K-CL37-35F-R2G
Power: 10W/12W/15W
Cutout: 90mm
Height: 123mm



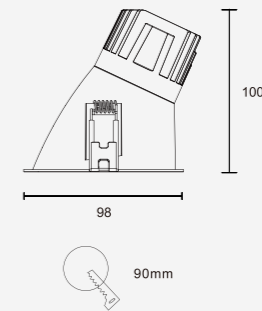
K-CL37-3W-R2G
Power: 5W/8W
Cutout: 75mm
Height: 80mm



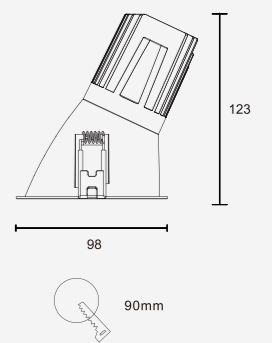
K-CL37-3W-R2G
Power: 10W/12W/15W
Cutout: 75mm
Height: 103mm



K-CL37-35W-R2G
Power: 5W/8W
Cutout: 90mm
Height: 100mm



K-CL37-35W-R2G
Power: 10W/12W/15W
Cutout: 90mm
Height: 123mm



CL37 series

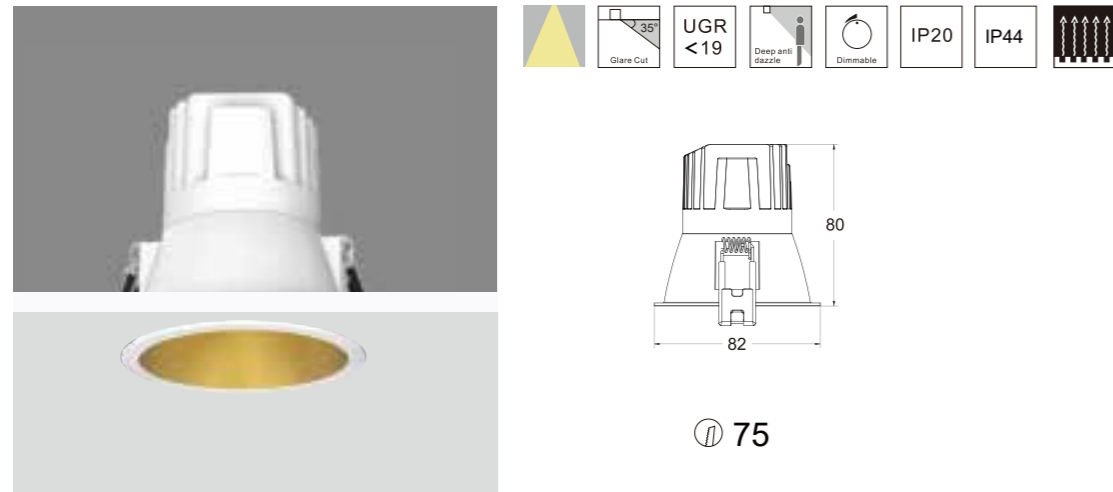
Model	K-CL37-305F-R2G	K-CL37-310F-R2G	K-CL37-3505F-R2G	K-CL37-3510F-R2G		K-CL37-305W-R2G	K-CL37-310W-R2G	K-CL37-3505W-R2G	K-CL37-3510W-R2G
Product Photo									
Dimension(mm)									
Cutout(mm)	75	75	90	90		75	75	90	90
Wattage	5W/8W	10W/12W/15W	5W/8W	10W/12W/15W		5W/8W	10W/12W/15W	5W/8W	10W/12W/15W
CCT	2700K 3000K 3500K 4000K	2700K 3000K 3500K 4000K	2700K 3000K 3500K 4000K	2700K 3000K 3500K 4000K		2700K 3000K 3500K 4000K	2700K 3000K 3500K 4000K	2700K 3000K 3500K 4000K	2700K 3000K 3500K 4000K
CRI	>90	>90	>90	>90		>90	>90	>90	>90
Beam Angle	28°/38°/55°	28°/38°/55°	28°/38°/55°	28°/38°/55°		28°/38°/55°	28°/38°/55°	28°/38°/55°	28°/38°/55°
Lumen	776LM	1076LM	776LM	1076LM		776LM	1076LM	776LM	1076LM
IP	IP44/IP20	IP44/IP20	IP44/IP20	IP44/IP20		IP44/IP20	IP44/IP20	IP44/IP20	IP44/IP20
Dimming	TRIAC/1-10V/DALI	TRIAC/1-10V/DALI	TRIAC/1-10V/DALI	TRIAC/1-10V/DALI		TRIAC/1-10V/DALI	TRIAC/1-10V/DALI	TRIAC/1-10V/DALI	TRIAC/1-10V/DALI
Reflector Colour	Matt Silver black Gold White Red	Matt Silver black Gold White Red	Matt Silver black Gold White Red	Matt Silver black Gold White Red		Matt Silver black Gold White Red	Matt Silver black Gold White Red	Matt Silver black Gold White Red	Matt Silver black Gold White Red
Colour	White/black	White/black	White/black	White/black		White/black	White/black	White/black	White/black

Reflecting Accessories

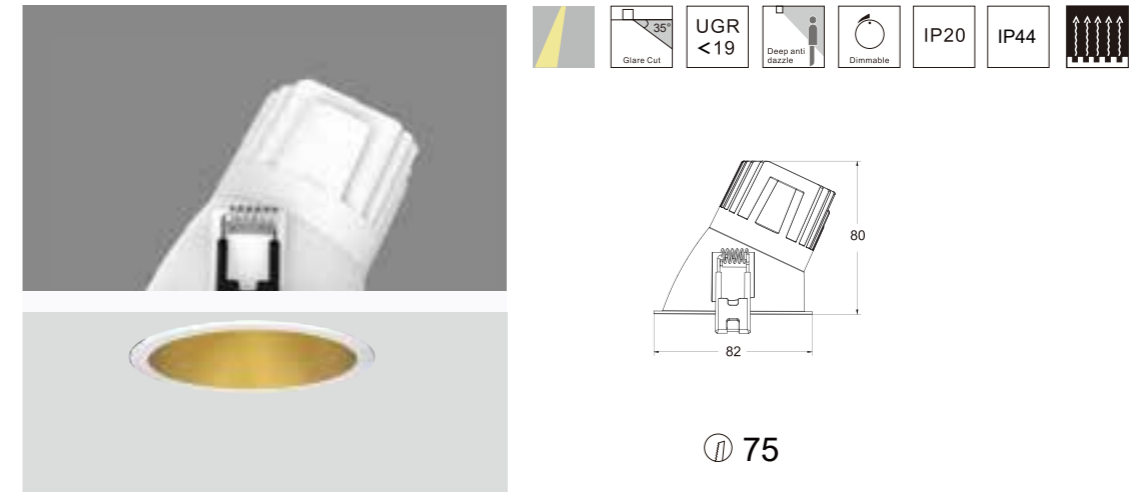
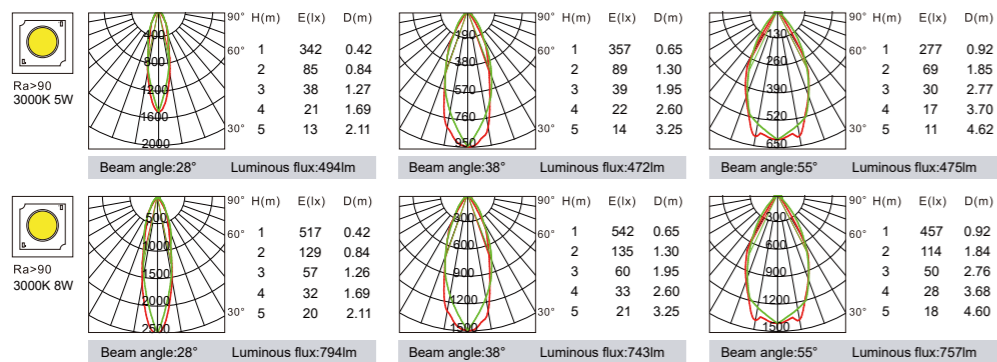


White Red Gold Matt Silver Black

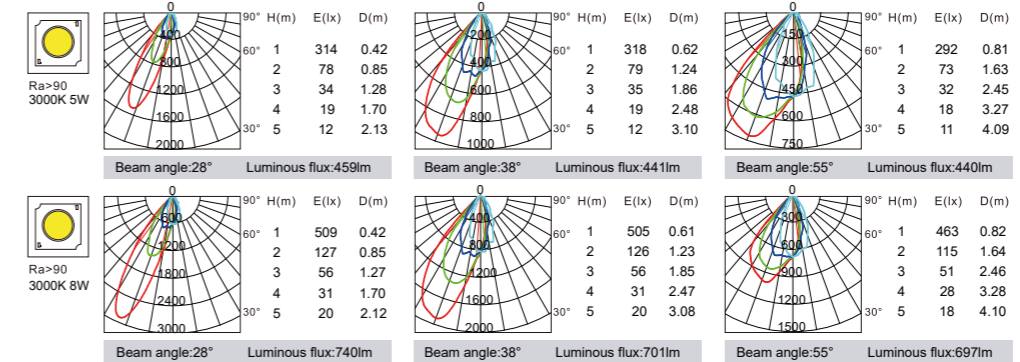
CL37 series



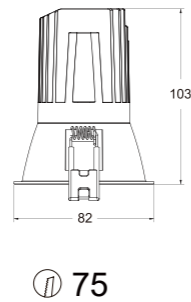
Model	Power	LED voltage	LED Current	CRI	CCT	Beam Angle	LED Output	System output	Dimming Type
K-CL37-305F-R2G	5W	34V	120mA	90	2700K	28°	710lm	470lm	ON-OFF TRIAC
						38°	710lm	449lm	1-10V
						55°	710lm	452lm	DALI
	5W	34V	120mA	90	3000K	28°	746lm	494lm	ON-OFF TRIAC
						38°	746lm	472lm	1-10V
						55°	746lm	475lm	DALI
	5W	34V	120mv	90	4000K	28°	798lm	528lm	ON-OFF TRIAC
						38°	798lm	504lm	1-10V
						55°	798lm	508lm	DALI
K-CL37-308F-R2G	8W	34V	200mA	90	2700K	28°	852lm	755lm	ON-OFF TRIAC
						38°	852lm	707lm	1-10V
						55°	852lm	720lm	DALI
	8W	34V	200mA	90	3000K	28°	895lm	794lm	ON-OFF TRIAC
						38°	895lm	743lm	1-10V
						55°	895lm	757lm	DALI
	8W	34V	200mA	90	4000K	28°	957lm	849lm	ON-OFF TRIAC
						38°	957lm	794lm	1-10V
						55°	957lm	809lm	DALI



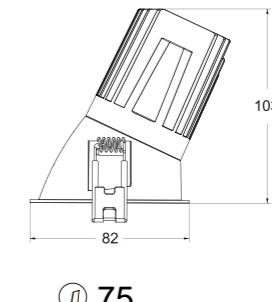
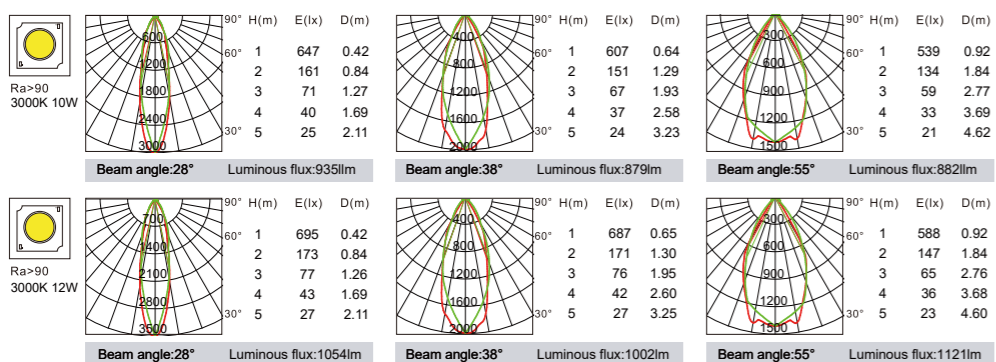
Model	Power	LED voltage	LED Current	CRI	CCT	Beam Angle	LED Output	System output	Dimming Type
K-CL37-305W-R2G	5W	34V	120mA	90	2700K	28°	710lm	436lm	ON-OFF TRIAC
						38°	710lm	419lm	1-10V
						55°	710lm	418lm	DALI
	5W	34V	120mA	90	3000K	28°	746lm	459lm	ON-OFF TRIAC
						38°	746lm	441lm	1-10V
						55°	746lm	440lm	DALI
	5W	34V	120mv	90	4000K	28°	798lm	487lm	ON-OFF TRIAC
						38°	798lm	468lm	1-10V
						55°	798lm	467lm	DALI
K-CL37-308W-R2G	8W	34V	200mA	90	2700K	28°	852lm	704lm	ON-OFF TRIAC
						38°	852lm	667lm	1-10V
						55°	852lm	663lm	DALI
	8W	34V	200mA	90	3000K	28°	895lm	740lm	ON-OFF TRIAC
						38°	895lm	701lm	1-10V
						55°	895lm	697lm	DALI
	8W	34V	200mA	90	4000K	28°	957lm	785lm	ON-OFF TRIAC
						38°	957lm	744lm	1-10V
						55°	957lm	739lm	DALI



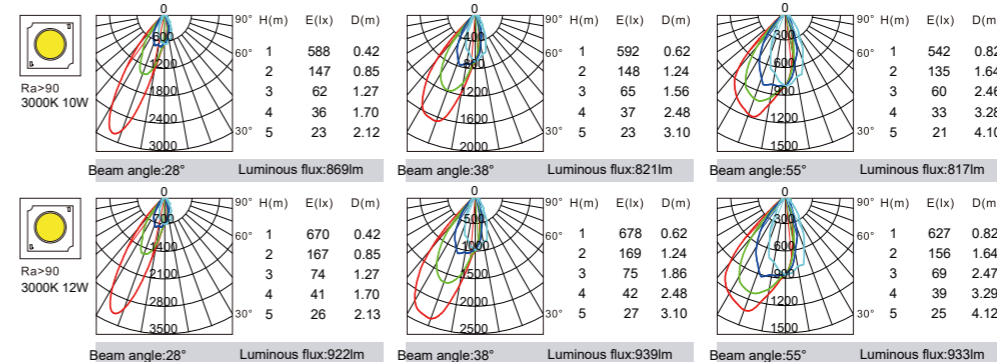
CL37 series



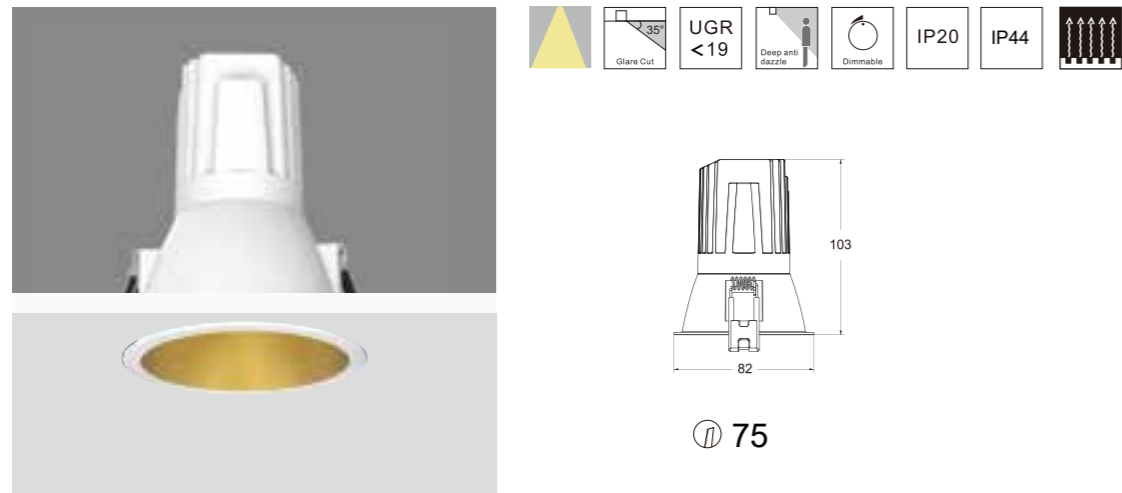
Model	Power	LED voltage	LED Current	CRI	CCT	Beam Angle	LED Output	System output	Dimming Type
K-CL37-310F-R2G	10W	34V	250mA	90	2700K	28°	965lm	888lm	ON-OFF TRIAC 1-10V DALI
						38°	965lm	835lm	
						55°	965lm	927lm	
	10W	34V	250mA	90	3000K	28°	1015lm	935lm	ON-OFF TRIAC 1-10V DALI
						38°	1015lm	879lm	
						55°	1015lm	882lm	
	10W	34V	250mA	90	4000K	28°	1077lm	992lm	ON-OFF TRIAC 1-10V DALI
						38°	1077lm	932lm	
						55°	1077lm	935lm	
K-CL37-312F-R2G	12W	34V	300mA	90	2700K	28°	1159lm	1002lm	ON-OFF TRIAC 1-10V DALI
						38°	1159lm	953lm	
						55°	1159lm	1004lm	
	12W	34V	300mA	90	3000K	28°	1218lm	1054lm	ON-OFF TRIAC 1-10V DALI
						38°	1218lm	1002lm	
						55°	1218lm	1056lm	
	12W	34V	300mA	90	4000K	28°	1293lm	1118lm	ON-OFF TRIAC 1-10V DALI
						38°	1293lm	1063lm	
						55°	1293lm	1121lm	



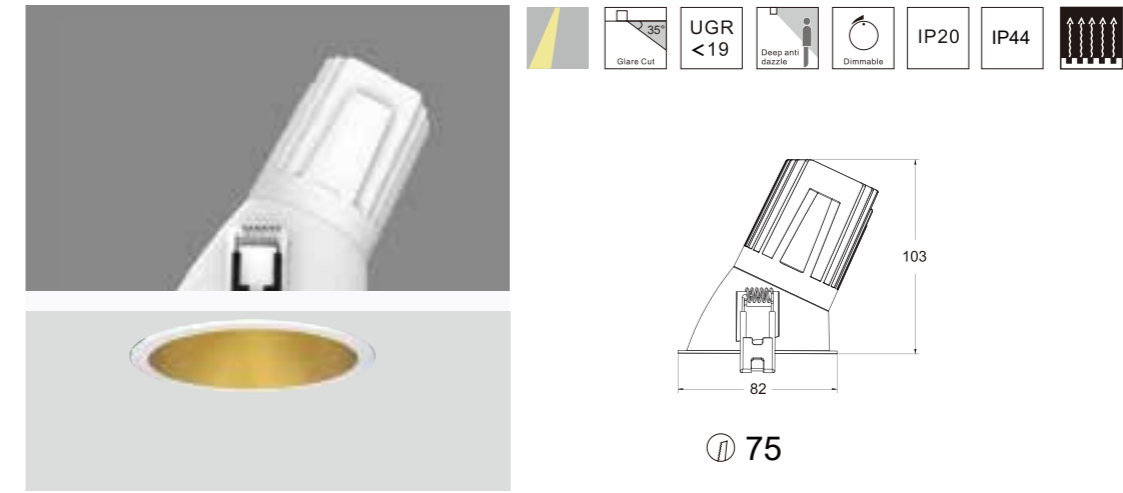
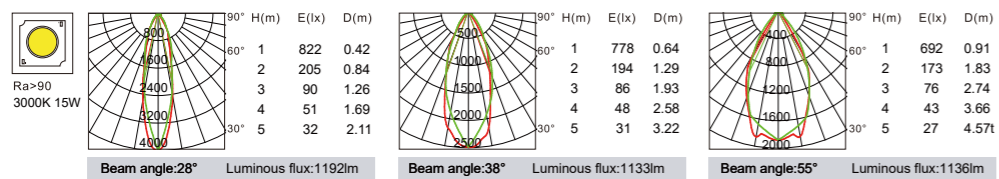
Model	Power	LED voltage	LED Current	CRI	CCT	Beam Angle	LED Output	System output	Dimming Type
K-CL37-310W-R2G	10W	34V	250mA	90	2700K	28°	965lm	826lm	ON-OFF TRIAC 1-10V DALI
						38°	965lm	780lm	
						55°	965lm	776lm	
	10W	34V	250mA	90	3000K	28°	1015lm	869lm	ON-OFF TRIAC 1-10V DALI
						38°	1015lm	821lm	
						55°	1015lm	817lm	
	10W	34V	250mA	90	4000K	28°	1077lm	922lm	ON-OFF TRIAC 1-10V DALI
						38°	1077lm	871lm	
						55°	1077lm	866lm	
K-CL37-312W-R2G	12W	34V	300mA	90	2700K	28°	1159lm	877lm	ON-OFF TRIAC 1-10V DALI
						38°	1159lm	893lm	
						55°	1159lm	887lm	
	12W	34V	300mA	90	3000K	28°	1218lm	922lm	ON-OFF TRIAC 1-10V DALI
						38°	1218lm	939lm	
						55°	1218lm	933lm	
	12W	34V	300mA	90	4000K	28°	1293lm	978lm	ON-OFF TRIAC 1-10V DALI
						38°	1293lm	996lm	
						55°	1293lm	990lm	



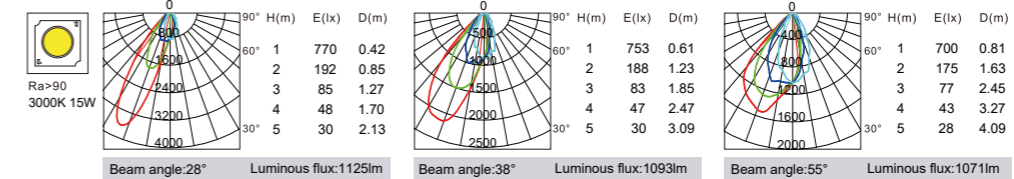
CL37 series



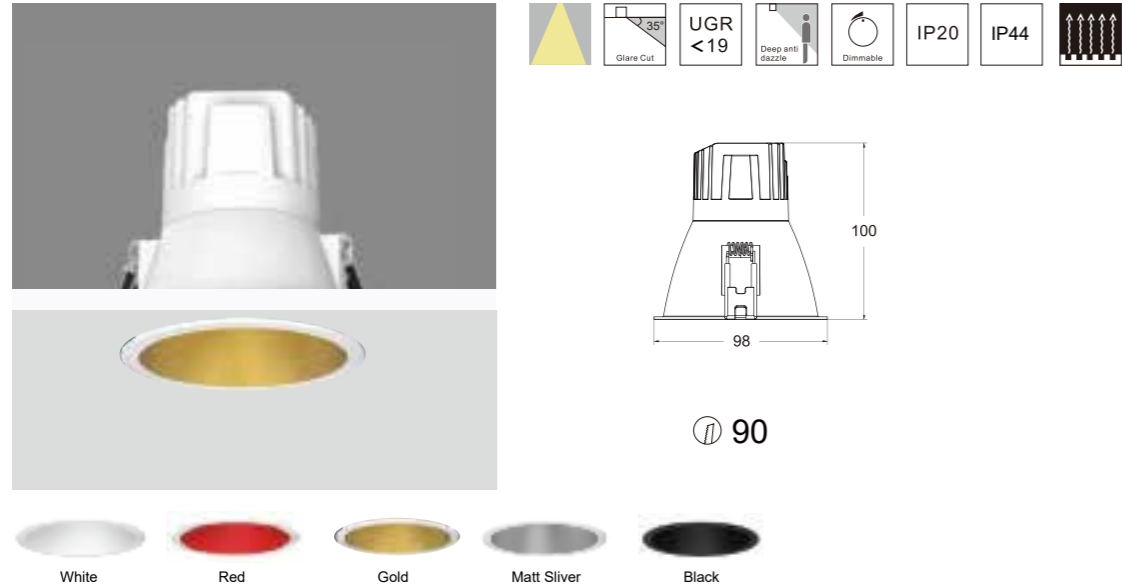
Model	Power	LED voltage	LED Current	CRI	CCT	Beam Angle	LED Output	System output	Dimming Type
K-CL37-315F-R2G	15W	34V	350mA	90	2700K	28°	1314lm	1132lm	ON-OFF TRIAC
						38°	1314lm	1076lm	1-10V
						55°	1314lm	1079lm	DALI
	15W	34V	350mA	90	3000K	28°	1383lm	1192lm	ON-OFF TRIAC
						38°	1383lm	1133lm	1-10V
						55°	1383lm	1136lm	DALI
	15W	34V	350mA	90	4000K	28°	1467lm	1123lm	ON-OFF TRIAC
						38°	1467lm	1201lm	1-10V
						55°	1467lm	1204lm	DALI



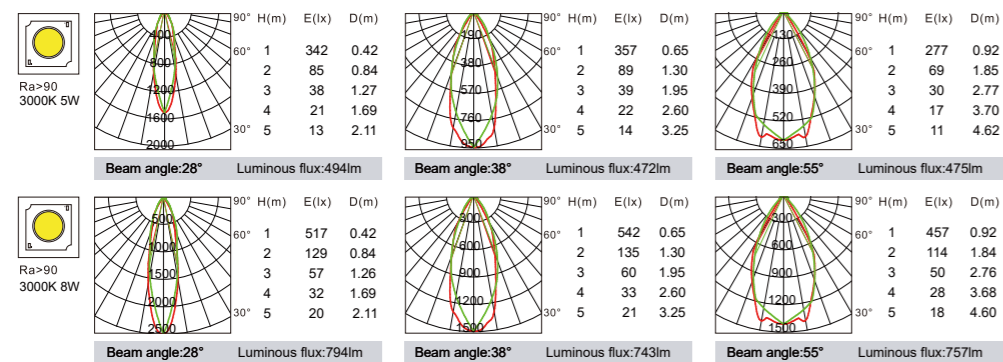
Model	Power	LED voltage	LED Current	CRI	CCT	Beam Angle	LED Output	System output	Dimming Type
K-CL37-315W-R2G	15W	34V	350mA	90	2700K	28°	1314lm	1068lm	ON-OFF TRIAC
						38°	1314lm	1038lm	1-10V
						55°	1314lm	1017lm	DALI
	15W	34V	350mA	90	3000K	28°	1383lm	1125lm	ON-OFF TRIAC
						38°	1383lm	1093lm	1-10V
						55°	1383lm	1071lm	DALI
	15W	34V	350mA	90	4000K	28°	1467lm	1193lm	ON-OFF TRIAC
						38°	1467lm	1159lm	1-10V
						55°	1467lm	1136lm	DALI



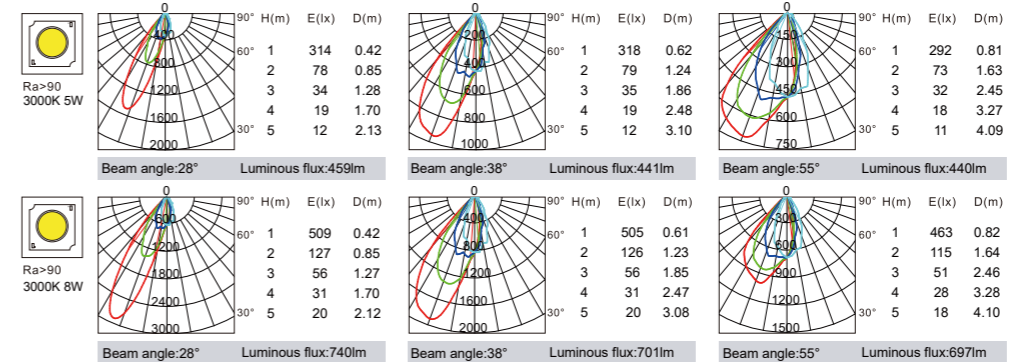
CL37 series



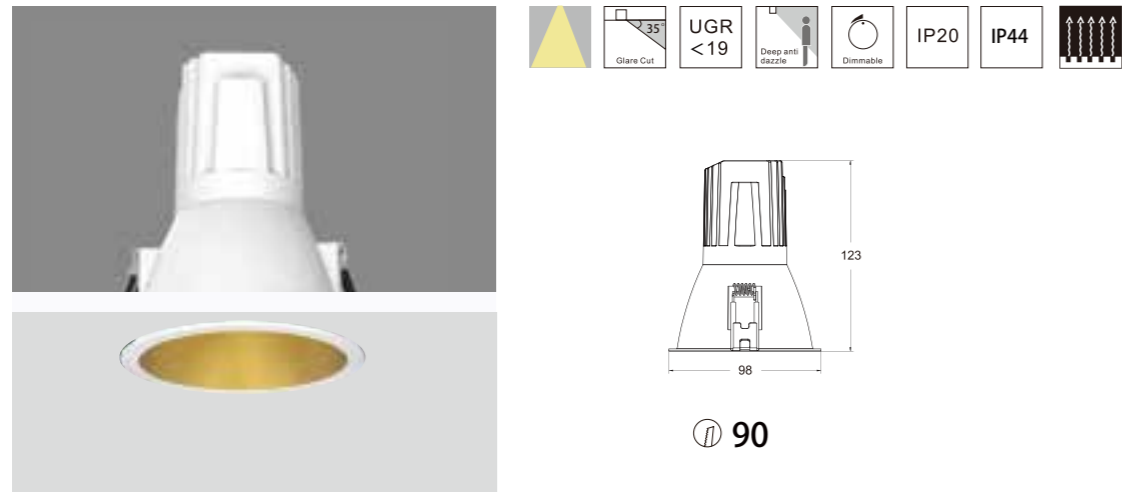
Model	Power	LED voltage	LED Current	CRI	CCT	Beam Angle	LED Output	System output	Dimming Type
K-CL37-3505F-R2G	5W	34V	120mA	90	2700K	28°	710lm	470lm	ON-OFF TRIAC
						38°	710lm	449lm	1-10V
						55°	710lm	452lm	DALI
	5W	34V	120mA	90	3000K	28°	746lm	494lm	ON-OFF TRIAC
						38°	746lm	472lm	1-10V
						55°	746lm	475lm	DALI
	5W	34V	120mA	90	4000K	28°	798lm	528lm	ON-OFF TRIAC
						38°	798lm	504lm	1-10V
						55°	798lm	508lm	DALI
K-CL37-3508F-R2G	8W	34V	200mA	90	2700K	28°	852lm	755lm	ON-OFF TRIAC
						38°	852lm	707lm	1-10V
						55°	852lm	720lm	DALI
	8W	34V	200mA	90	3000K	28°	895lm	794lm	ON-OFF TRIAC
						38°	895lm	743lm	1-10V
						55°	895lm	757lm	DALI
	8W	34V	200mA	90	4000K	28°	957lm	849lm	ON-OFF TRIAC
						38°	957lm	794lm	1-10V
						55°	957lm	809lm	DALI



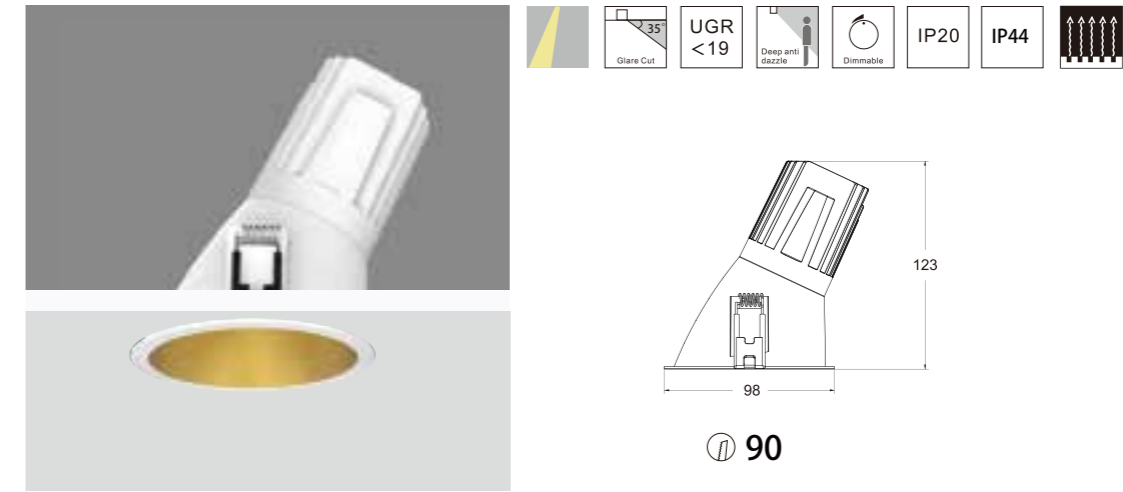
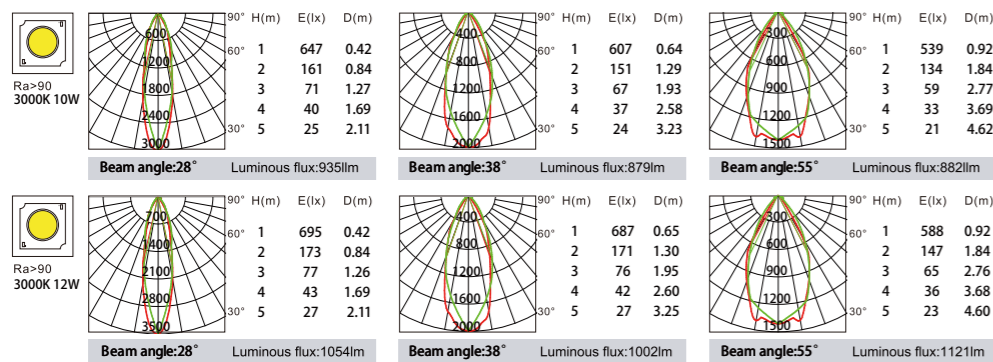
Model	Power	LED voltage	LED Current	CRI	CCT	Beam Angle	LED Output	System output	Dimming Type
K-CL37-3505W-R2G	5W	34V	120mA	90	2700K	28°	710lm	436lm	ON-OFF TRIAC
						38°	710lm	419lm	1-10V
						55°	710lm	418lm	DALI
	5W	34V	120mA	90	3000K	28°	746lm	459lm	ON-OFF TRIAC
						38°	746lm	441lm	1-10V
						55°	746lm	440lm	DALI
	5W	34V	120mv	90	4000K	28°	798lm	487lm	ON-OFF TRIAC
						38°	798lm	468lm	1-10V
						55°	798lm	467lm	DALI
K-CL37-3508W-R2G	8W	34V	200mA	90	2700K	28°	852lm	704lm	ON-OFF TRIAC
						38°	852lm	667lm	1-10V
						55°	852lm	663lm	DALI
	8W	34V	200mA	90	3000K	28°	895lm	740lm	ON-OFF TRIAC
						38°	895lm	701lm	1-10V
						55°	895lm	697lm	DALI
	8W	34V	200mA	90	4000K	28°	957lm	785lm	ON-OFF TRIAC
						38°	957lm	744lm	1-10V
						55°	957lm	739lm	DALI




CL37 series



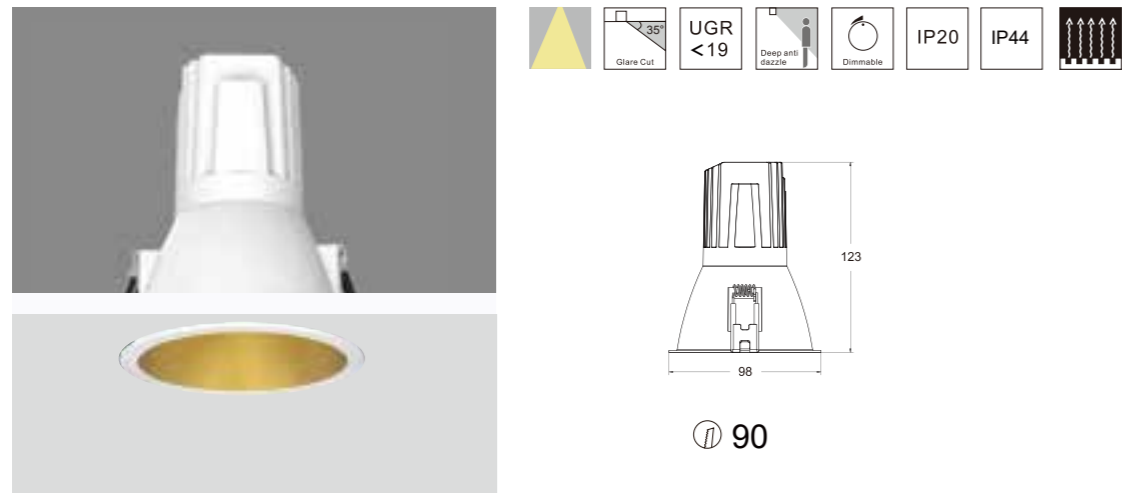
Model	Power	LED voltage	LED Current	CRI	CCT	Beam Angle	LED Output	System output	Dimming Type
K-CL37-3510F-R2G	10W	34V	250mA	90	2700K	28°	965lm	888lm	ON-OFF TRIAC
						38°	965lm	835lm	1-10V DALI
						55°	965lm	927lm	
	10W	34V	250mA	90	3000K	28°	1015lm	935lm	ON-OFF TRIAC
						38°	1015lm	879lm	1-10V DALI
						55°	1015lm	882lm	
	10W	34V	250mA	90	4000K	28°	1077lm	992lm	ON-OFF TRIAC
						38°	1077lm	932lm	1-10V DALI
						55°	1077lm	935lm	
K-CL37-3512F-R2G	12W	34V	300mA	90	2700K	28°	1159lm	1002lm	ON-OFF TRIAC
						38°	1159lm	953lm	1-10V DALI
						55°	1159lm	1004lm	
	12W	34V	300mA	90	3000K	28°	1218lm	1054lm	ON-OFF TRIAC
						38°	1218lm	1002lm	1-10V DALI
						55°	1218lm	1056lm	
	12W	34V	300mA	90	4000K	28°	1293lm	1118lm	ON-OFF TRIAC
						38°	1293lm	1063lm	1-10V DALI
						55°	1293lm	1121lm	



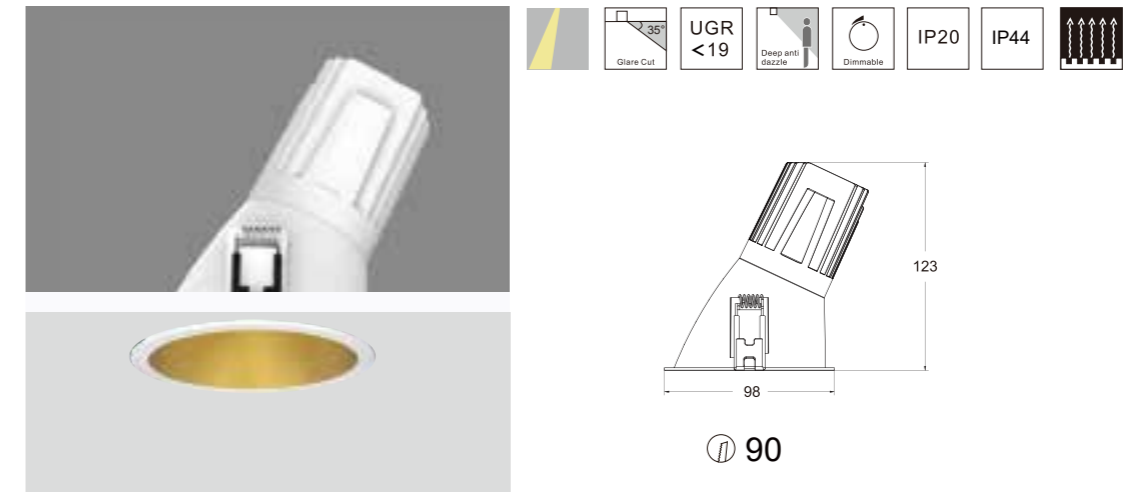
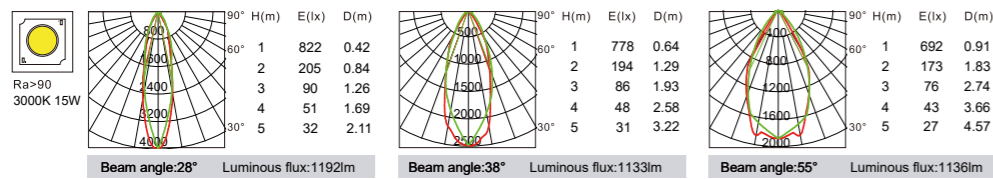
Model	Power	LED voltage	LED Current	CRI	CCT	Beam Angle	LED Output	System output	Dimming Type
K-CL37-3510W-R2G	10W	34V	250mA	90	2700K	28°	965lm	826lm	ON-OFF TRIAC
						38°	965lm	780lm	1-10V DALI
						55°	965lm	776lm	
	10W	34V	250mA	90	3000K	28°	1015lm	869lm	ON-OFF TRIAC
						38°	1015lm	821lm	1-10V DALI
						55°	1015lm	817lm	
	10W	34V	250mA	90	4000K	28°	1077lm	922lm	ON-OFF TRIAC
						38°	1077lm	871lm	1-10V DALI
						55°	1077lm	866lm	
K-CL37-3512W-R2G	12W	34V	300mA	90	2700K	28°	1159lm	877lm	ON-OFF TRIAC
						38°	1159lm	893lm	1-10V DALI
						55°	1159lm	887lm	
	12W	34V	300mA	90	3000K	28°	1218lm	922lm	ON-OFF TRIAC
						38°	1218lm	939lm	1-10V DALI
						55°	1218lm	933lm	
	12W	34V	300mA	90	4000K	28°	1293lm	978lm	ON-OFF TRIAC
						38°	1293lm	996lm	1-10V DALI
						55°	1293lm	990lm	



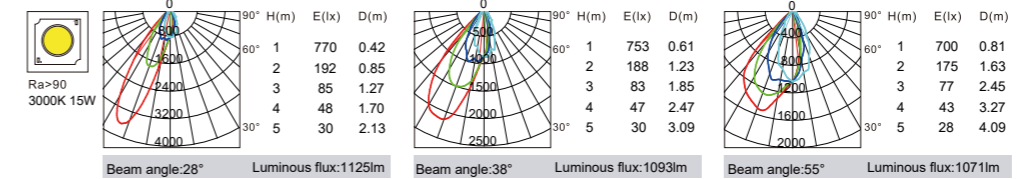
CL37 series




Model	Power	LED voltage	LED Current	CRI	CCT	Beam Angle	LED Output	System output	Dimming Type
K-CL37-3515F-R2G	15W	34V	350mA	90	2700K	28°	1314lm	1068lm	ON-OFF TRIAC
						38°	1314lm	1038lm	1-10V DALI
						55°	1314lm	1017lm	DALI
	15W	34V	350mA	90	3000K	28°	1383lm	1125lm	ON-OFF TRIAC
						38°	1383lm	1093lm	1-10V DALI
						55°	1383lm	1071lm	DALI
	15W	34V	350mA	90	4000K	28°	1467lm	1193lm	ON-OFF TRIAC
						38°	1467lm	1159lm	1-10V DALI
						55°	1467lm	1136lm	DALI



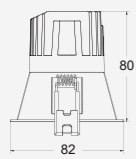
Model	Power	LED voltage	LED Current	CRI	CCT	Beam Angle	LED Output	System output	Dimming Type
K-CL37-3515W-R2G	15W	34V	350mA	90	2700K	28°	1314lm	1068lm	ON-OFF TRIAC
						38°	1314lm	1038lm	1-10V DALI
						55°	1314lm	1017lm	DALI
	15W	34V	350mA	90	3000K	28°	1383lm	1125lm	ON-OFF TRIAC
						38°	1383lm	1093lm	1-10V DALI
						55°	1383lm	1071lm	DALI
	15W	34V	350mA	90	4000K	28°	1467lm	1193lm	ON-OFF TRIAC
						38°	1467lm	1159lm	1-10V DALI
						55°	1467lm	1136lm	DALI



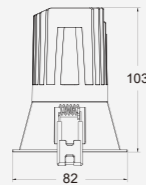
CL37 series



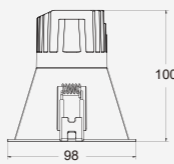
K-CL37-305F-S2G
Power:5W/8W
Cutout: 75*75mm
Height: 80mm



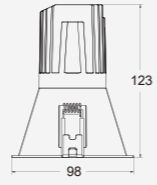
K-CL37-310F-S2G
Power:10W/12W/15W
Cutout: 75*75mm
Height: 103mm



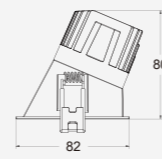
K-CL37-3505F-S2G
Power:5W/8W
Cutout: 90*90mm
Height: 100mm



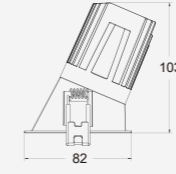
K-CL37-3510F-S2G
Power:10W/12W/15W
Cutout: 90*90mm
Height: 123mm



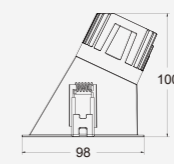
K-CL37-305W-S2G
Power:5W/8W
Cutout: 75*75mm
Height: 80mm



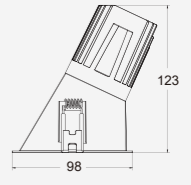
K-CL37-310W-S2G
Power:10W/12W/15W
Cutout: 75*75mm
Height: 103mm



K-CL37-3505W-S2G
Power:5W/8W
Cutout: 90*90mm
Height: 100mm



K-CL37-3510W-S2G
Power:10W/12W/15W
Cutout: 90*90mm
Height: 123mm



CL37 series

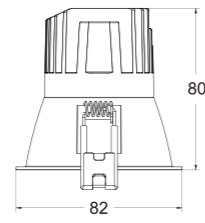
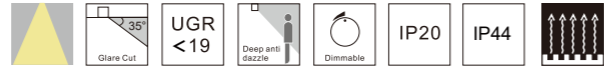
Model	K-CL37-305F-S2G	K-CL37-310F-S2G	K-CL37-3505F-S2G	K-CL37-3510F-S2G		K-CL37-305W-S2G	K-CL37-310W-S2G	K-CL37-3505W-S2G	K-CL37-3510W-S2G
Product Photo									
Dimension(mm)									
Cutout(mm)	75*75	75*75	90*90	90*90		75*75	75*75	90*90	90*90
Wattage	5W/8W	10W/12W/15W	5W/8W	10W/12W/15W		5W/8W	10W/12W/15W	5W/8W	10W/12W/15W
CCT	2700K 3000K 3500K 4000K	2700K 3000K 3500K 4000K	2700K 3000K 3500K 4000K	2700K 3000K 3500K 4000K		2700K 3000K 3500K 4000K	2700K 3000K 3500K 4000K	2700K 3000K 3500K 4000K	2700K 3000K 3500K 4000K
CRI	>90	>90	>90	>90		>90	>90	>90	>90
Beam Angle	28°/38°/55°	28°/38°/55°	28°/38°/55°	28°/38°/55°		28°/38°/55°	28°/38°/55°	28°/38°/55°	28°/38°/55°
Lumen	776LM	1076LM	776LM	1076LM		776LM	1076LM	776LM	1076LM
IP	IP44/IP20	IP44/IP20	IP44/IP20	IP44/IP20		IP44/IP20	IP44/IP20	IP44/IP20	IP44/IP20
Dimming	TRIAC/1-10V/DALI	TRIAC/1-10V/DALI	TRIAC/1-10V/DALI	TRIAC/1-10V/DALI		TRIAC/1-10V/DALI	TRIAC/1-10V/DALI	TRIAC/1-10V/DALI	TRIAC/1-10V/DALI
Reflector Colour	Matt Silver black Gold White Red	Matt Silver black Gold White Red	Matt Silver black Gold White Red	Matt Silver black Gold White Red		Matt Silver black Gold White Red	Matt Silver black Gold White Red	Matt Silver black Gold White Red	Matt Silver black Gold White Red
Colour	White/black	White/black	White/black	White/black		White/black	White/black	White/black	White/black

Reflecting Accessories



White Red Gold Matt Silver Black

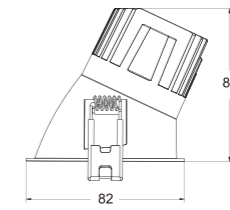
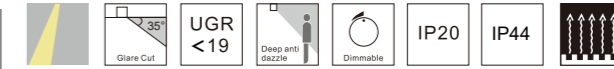
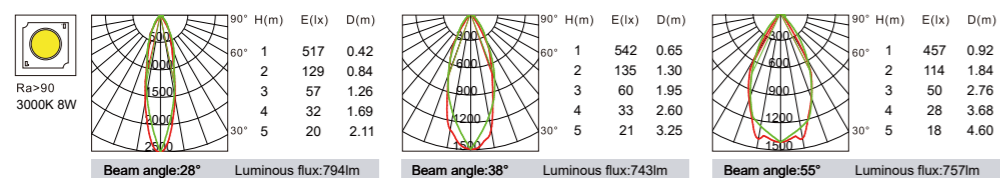
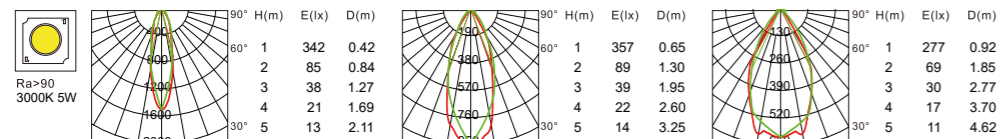
CL37 series



75*75



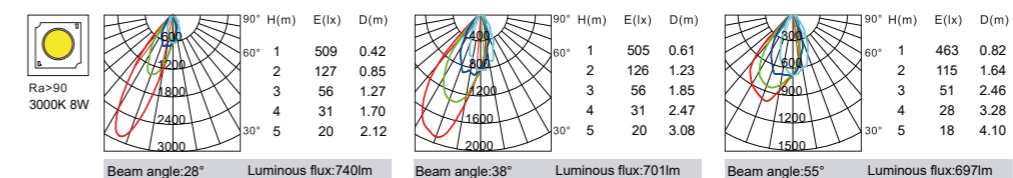
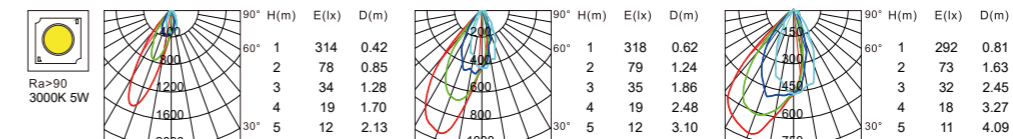
Model	Power	LED voltage	LED Current	CRI	CCT	Beam Angle	LED Output	System output	Dimming Type
K-CL37-305F-S2G	5W	34V	120mA	90	2700K	28°	710lm	470lm	ON-OFF TRIAC
						38°	710lm	449lm	1-10V
						55°	710lm	452lm	DALI
	5W	34V	120mA	90	3000K	28°	746lm	494lm	ON-OFF TRIAC
						38°	746lm	472lm	1-10V
						55°	746lm	475lm	DALI
	5W	34V	120mv	90	4000K	28°	798lm	528lm	ON-OFF TRIAC
						38°	798lm	504lm	1-10V
						55°	798lm	508lm	DALI
K-CL37-308F-S2G	8W	34V	200mA	90	2700K	28°	852lm	755lm	ON-OFF TRIAC
						38°	852lm	707lm	1-10V
						55°	852lm	720lm	DALI
	8W	34V	200mA	90	3000K	28°	895lm	794lm	ON-OFF TRIAC
						38°	895lm	743lm	1-10V
						55°	895lm	757lm	DALI
	8W	34V	200mA	90	4000K	28°	957lm	849lm	ON-OFF TRIAC
						38°	957lm	794lm	1-10V
						55°	957lm	809lm	DALI



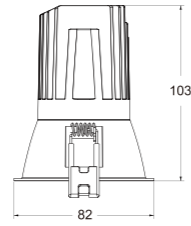
75*75



Model	Power	LED voltage	LED Current	CRI	CCT	Beam Angle	LED Output	System output	Dimming Type
K-CL37-305W-S2G	5W	34V	120mA	90	2700K	28°	710lm	436lm	ON-OFF TRIAC
						38°	710lm	419lm	1-10V
						55°	710lm	418lm	DALI
	5W	34V	120mA	90	3000K	28°	746lm	459lm	ON-OFF TRIAC
						38°	746lm	441lm	1-10V
						55°	746lm	440lm	DALI
	5W	34V	120mv	90	4000K	28°	798lm	487lm	ON-OFF TRIAC
						38°	798lm	468lm	1-10V
						55°	798lm	467lm	DALI
K-CL37-308W-S2G	8W	34V	200mA	90	2700K	28°	852lm	704lm	ON-OFF TRIAC
						38°	852lm	667lm	1-10V
						55°	852lm	663lm	DALI
	8W	34V	200mA	90	3000K	28°	895lm	740lm	ON-OFF TRIAC
						38°	895lm	701lm	1-10V
						55°	895lm	697lm	DALI
	8W	34V	200mA	90	4000K	28°	957lm	785lm	ON-OFF TRIAC
						38°	957lm	744lm	1-10V
						55°	957lm	739lm	DALI



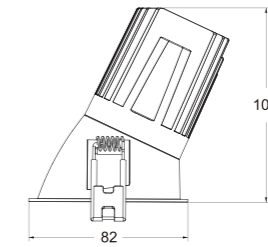
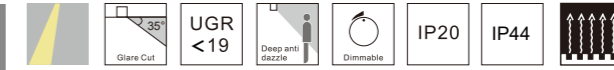
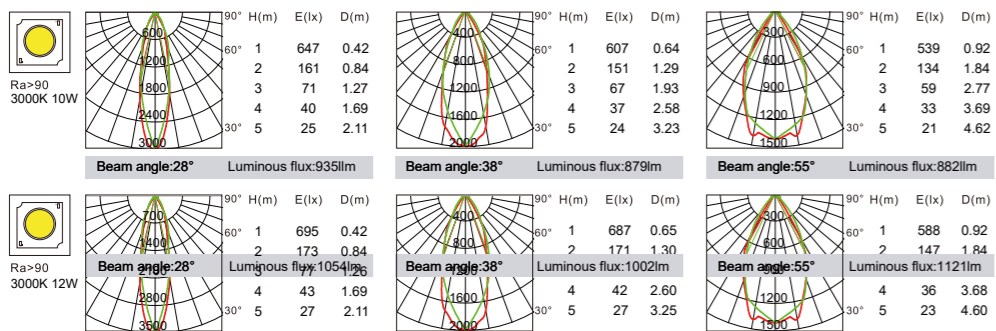
CL37 series



75*75



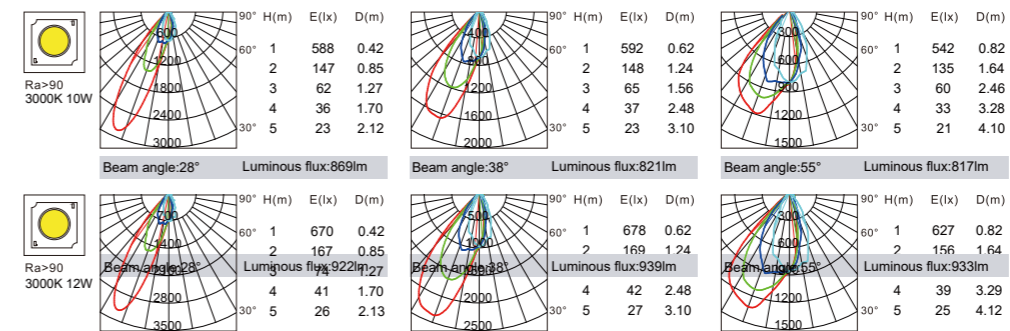
Model	Power	LED voltage	LED Current	CRI	CCT	Beam Angle	LED Output	System output	Dimming Type
K-CL37-310F-S2G	10W	34V	250mA	90	2700K	28°	965lm	888lm	ON-OFF TRIAC
						38°	965lm	835lm	1-10V DALI
						55°	965lm	927lm	DALI
	10W	34V	250mA	90	3000K	28°	1015lm	935lm	ON-OFF TRIAC
						38°	1015lm	879lm	1-10V DALI
						55°	1015lm	882lm	DALI
	10W	34V	250mA	90	4000K	28°	1077lm	992lm	ON-OFF TRIAC
						38°	1077lm	932lm	1-10V DALI
						55°	1077lm	935lm	DALI
K-CL37-312F-S2G	12W	34V	300mA	90	2700K	28°	1159lm	1002lm	ON-OFF TRIAC
						38°	1159lm	953lm	1-10V DALI
						55°	1159lm	1004lm	DALI
	12W	34V	300mA	90	3000K	28°	1218lm	1054lm	ON-OFF TRIAC
						38°	1218lm	1002lm	1-10V DALI
						55°	1218lm	1056lm	DALI
	12W	34V	300mA	90	4000K	28°	1293lm	1118lm	ON-OFF TRIAC
						38°	1293lm	1063lm	1-10V DALI
						55°	1293lm	1121lm	DALI



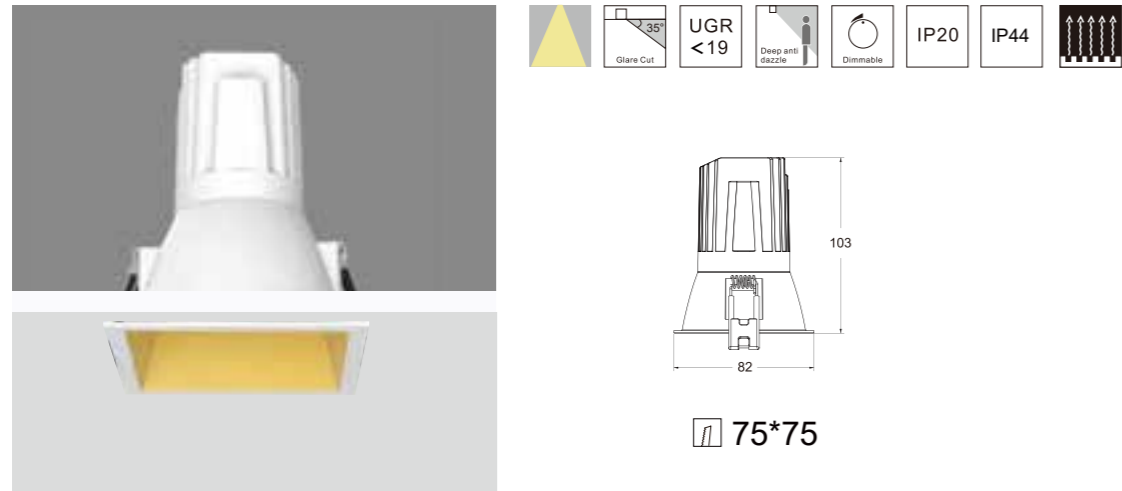
75*75



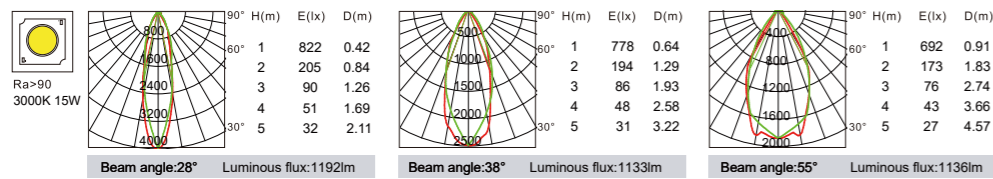
Model	Power	LED voltage	LED Current	CRI	CCT	Beam Angle	LED Output	System output	Dimming Type
K-CL37-310W-S2G	10W	34V	250mA	90	2700K	28°	965lm	826lm	ON-OFF TRIAC
						38°	965lm	780lm	1-10V DALI
						55°	965lm	776lm	DALI
	10W	34V	250mA	90	3000K	28°	1015lm	869lm	ON-OFF TRIAC
						38°	1015lm	821lm	1-10V DALI
						55°	1015lm	817lm	DALI
	10W	34V	250mA	90	4000K	28°	1077lm	922lm	ON-OFF TRIAC
						38°	1077lm	871lm	1-10V DALI
						55°	1077lm	866lm	DALI
K-CL37-312W-S2G	12W	34V	300mA	90	2700K	28°	1159lm	877lm	ON-OFF TRIAC
						38°	1159lm	893lm	1-10V DALI
						55°	1159lm	887lm	DALI
	12W	34V	300mA	90	3000K	28°	1218lm	922lm	ON-OFF TRIAC
						38°	1218lm	939lm	1-10V DALI
						55°	1218lm	933lm	DALI
	12W	34V	300mA	90	4000K	28°	1293lm	978lm	ON-OFF TRIAC
						38°	1293lm	996lm	1-10V DALI
						55°	1293lm	990lm	DALI



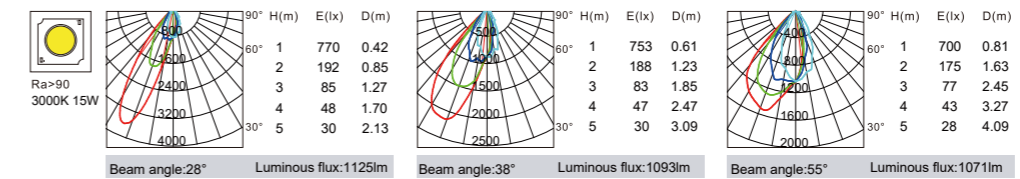
CL37 series



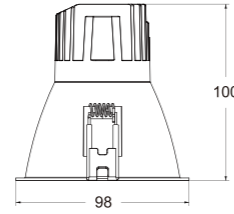

Model	Power	LED voltage	LED Current	CRI	CCT	Beam Angle	LED Output	System output	Dimming Type
K-CL37-315F-S2G	15W	34V	350mA	90	2700K	28°	1314lm	1132lm	ON-OFF TRIAC
						38°	1314lm	1076lm	1-10V DALI
						55°	1314lm	1079lm	DALI
	15W	34V	350mA	90	3000K	28°	1383lm	1192lm	ON-OFF TRIAC
						38°	1383lm	1133lm	1-10V DALI
						55°	1383lm	1136lm	DALI
	15W	34V	350mA	90	4000K	28°	1467lm	1123lm	ON-OFF TRIAC
						38°	1467lm	1201lm	1-10V DALI
						55°	1467lm	1204lm	DALI



Model	Power	LED voltage	LED Current	CRI	CCT	Beam Angle	LED Output	System output	Dimming Type
K-CL37-315W-S2G	15W	34V	350mA	90	2700K	28°	1314lm	1068lm	ON-OFF TRIAC
						38°	1314lm	1038lm	1-10V DALI
						55°	1314lm	1017lm	DALI
	15W	34V	350mA	90	3000K	28°	1383lm	1125lm	ON-OFF TRIAC
						38°	1383lm	1093lm	1-10V DALI
						55°	1383lm	1071lm	DALI
	15W	34V	350mA	90	4000K	28°	1467lm	1193lm	ON-OFF TRIAC
						38°	1467lm	1159lm	1-10V DALI
						55°	1467lm	1136lm	DALI



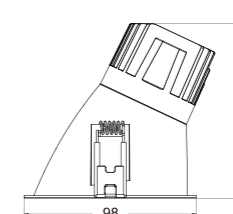
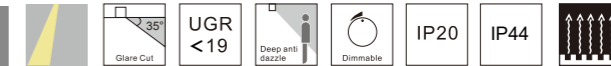
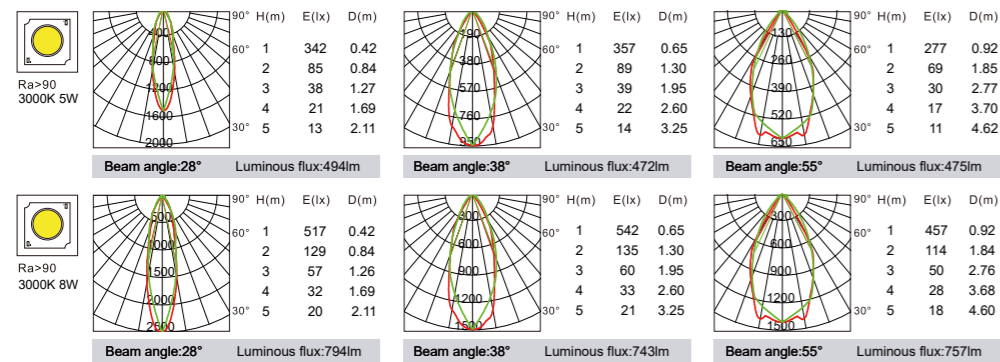
CL37 series



90*90



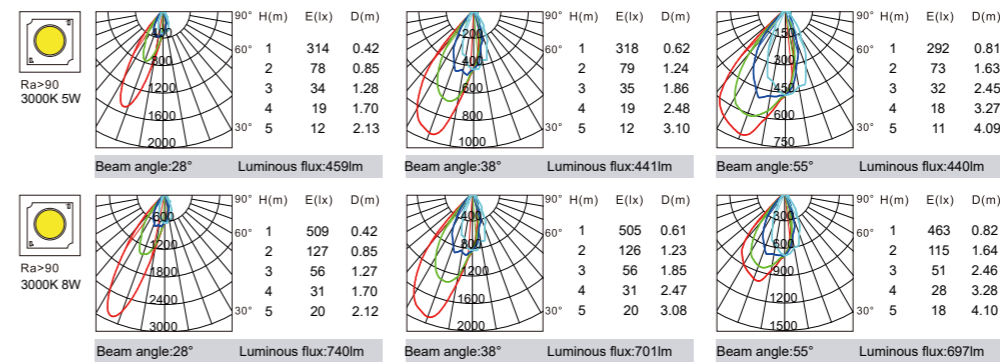
Model	Power	LED voltage	LED Current	CRI	CCT	Beam Angle	LED Output	System output	Dimming Type
K-CL37-3505F-S2G	5W	34V	120mA	90	2700K	28°	710lm	470lm	ON-OFF TRIAC
						38°	710lm	449lm	1-10V
						55°	710lm	452lm	DALI
	5W	34V	120mA	90	3000K	28°	746lm	494lm	ON-OFF TRIAC
						38°	746lm	472lm	1-10V
						55°	746lm	475lm	DALI
5W	34V	120mA	90	4000K	28°	798lm	528lm	ON-OFF TRIAC	
					38°	798lm	504lm	1-10V	
					55°	798lm	508lm	DALI	
K-CL37-3508F-S2G	8W	34V	200mA	90	2700K	28°	852lm	755lm	ON-OFF TRIAC
						38°	852lm	707lm	1-10V
						55°	852lm	720lm	DALI
	8W	34V	200mA	90	3000K	28°	895lm	794lm	ON-OFF TRIAC
						38°	895lm	743lm	1-10V
						55°	895lm	757lm	DALI
8W	34V	200mA	90	4000K	28°	957lm	849lm	ON-OFF TRIAC	
					38°	957lm	794lm	1-10V	
					55°	957lm	809lm	DALI	



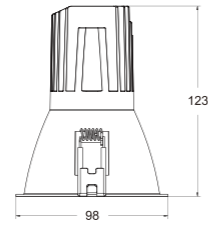
90*90



Model	Power	LED voltage	LED Current	CRI	CCT	Beam Angle	LED Output	System output	Dimming Type
K-CL37-3505W-S2G	5W	34V	120mA	90	2700K	28°	710lm	436lm	ON-OFF TRIAC
						38°	710lm	419lm	1-10V
						55°	710lm	418lm	DALI
	5W	34V	120mA	90	3000K	28°	746lm	459lm	ON-OFF TRIAC
						38°	746lm	441lm	1-10V
						55°	746lm	440lm	DALI
5W	34V	120mA	90	4000K	28°	798lm	487lm	ON-OFF TRIAC	
					38°	798lm	468lm	1-10V	
					55°	798lm	467lm	DALI	
K-CL37-3508W-S2G	8W	34V	200mA	90	2700K	28°	852lm	704lm	ON-OFF TRIAC
						38°	852lm	667lm	1-10V
						55°	852lm	663lm	DALI
	8W	34V	200mA	90	3000K	28°	895lm	740lm	ON-OFF TRIAC
						38°	895lm	701lm	1-10V
						55°	895lm	697lm	DALI
8W	34V	200mA	90	4000K	28°	957lm	785lm	ON-OFF TRIAC	
					38°	957lm	744lm	1-10V	
					55°	957lm	739lm	DALI	



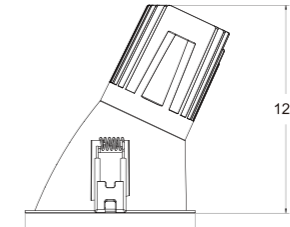
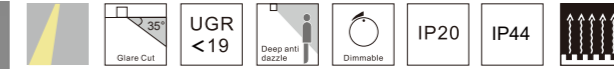
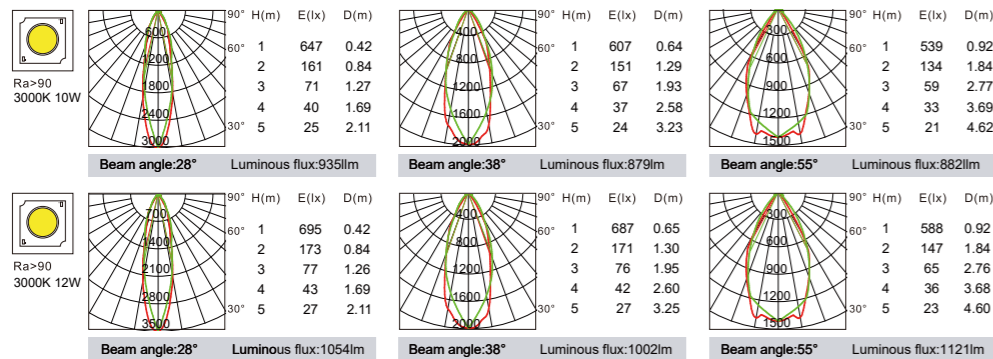
CL37 series



90*90



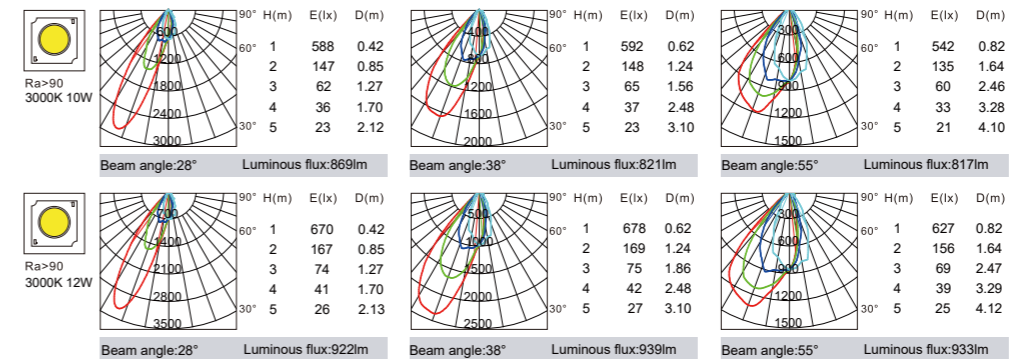
Model	Power	LED voltage	LED Current	CRI	CCT	Beam Angle	LED Output	System output	Dimming Type
K-CL37-3510F-S2G	10W	34V	250mA	90	2700K	28°	965lm	888lm	ON-OFF TRIAC
						38°	965lm	835lm	1-10V
						55°	965lm	927lm	DALI
	10W	34V	250mA	90	3000K	28°	1015lm	935lm	ON-OFF TRIAC
						38°	1015lm	879lm	1-10V
						55°	1015lm	882lm	DALI
	10W	34V	250mA	90	4000K	28°	1077lm	992lm	ON-OFF TRIAC
						38°	1077lm	932lm	1-10V
						55°	1077lm	935lm	DALI
K-CL37-3512F-S2G	12W	34V	300mA	90	2700K	28°	1159lm	1002lm	ON-OFF TRIAC
						38°	1159lm	953lm	1-10V
						55°	1159lm	1004lm	DALI
	12W	34V	300mA	90	3000K	28°	1218lm	1054lm	ON-OFF TRIAC
						38°	1218lm	1002lm	1-10V
						55°	1218lm	1056lm	DALI
	12W	34V	300mA	90	4000K	28°	1293lm	1118lm	ON-OFF TRIAC
						38°	1293lm	1063lm	1-10V
						55°	1293lm	1121lm	DALI



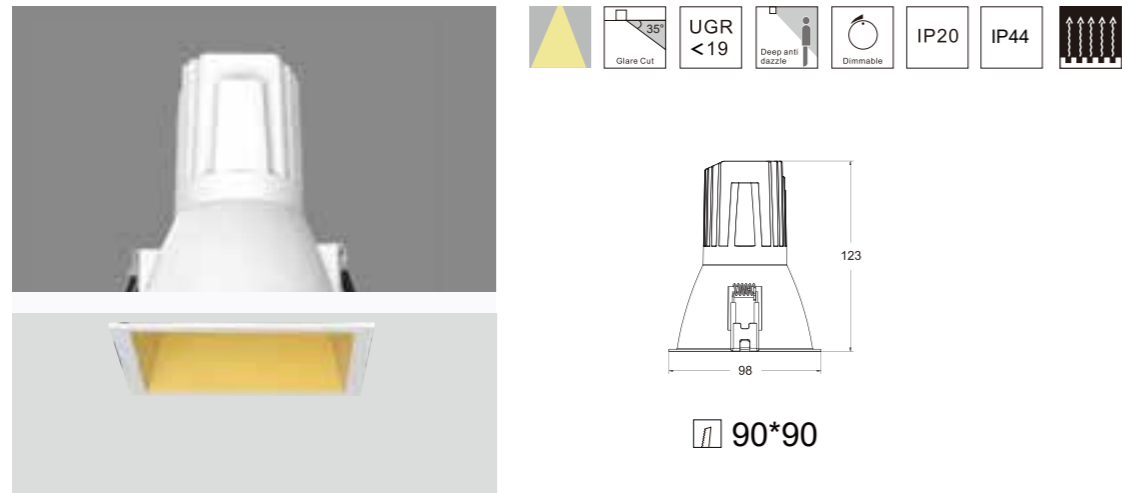
90*90



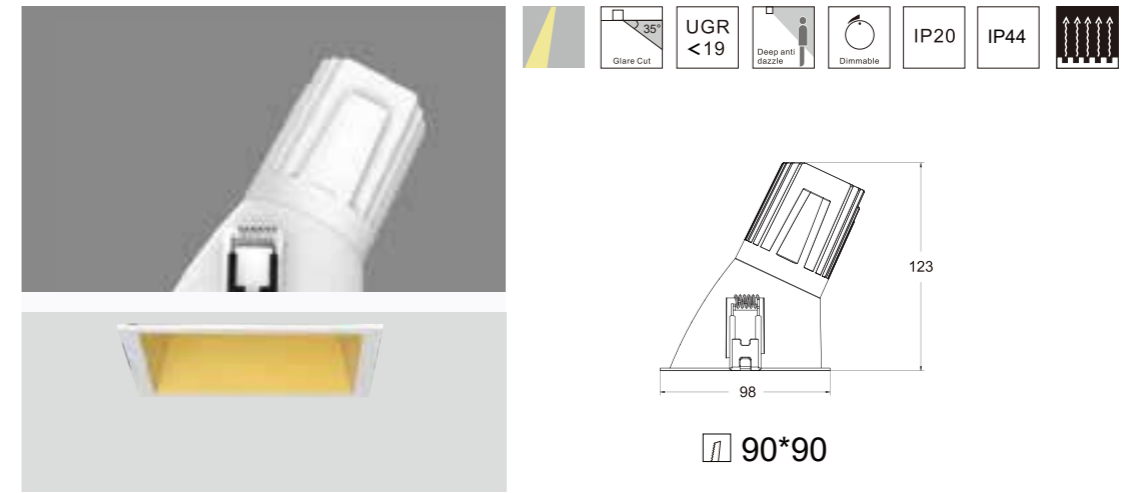
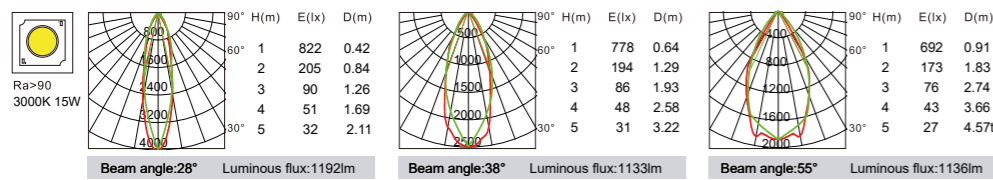
Model	Power	LED voltage	LED Current	CRI	CCT	Beam Angle	LED Output	System output	Dimming Type
K-CL37-3510W-S2G	10W	34V	250mA	90	2700K	28°	965lm	826lm	ON-OFF TRIAC
						38°	965lm	780lm	1-10V
						55°	965lm	776lm	DALI
	10W	34V	250mA	90	3000K	28°	1015lm	869lm	ON-OFF TRIAC
						38°	1015lm	821lm	1-10V
						55°	1015lm	817lm	DALI
	10W	34V	250mA	90	4000K	28°	1077lm	922lm	ON-OFF TRIAC
						38°	1077lm	871lm	1-10V
						55°	1077lm	866lm	DALI
K-CL37-3512W-S2G	12W	34V	300mA	90	2700K	28°	1159lm	877lm	ON-OFF TRIAC
						38°	1159lm	893lm	1-10V
						55°	1159lm	887lm	DALI
	12W	34V	300mA	90	3000K	28°	1218lm	922lm	ON-OFF TRIAC
						38°	1218lm	939lm	1-10V
						55°	1218lm	933lm	DALI
	12W	34V	300mA	90	4000K	28°	1293lm	978lm	ON-OFF TRIAC
						38°	1293lm	996lm	1-10V
						55°	1293lm	990lm	DALI



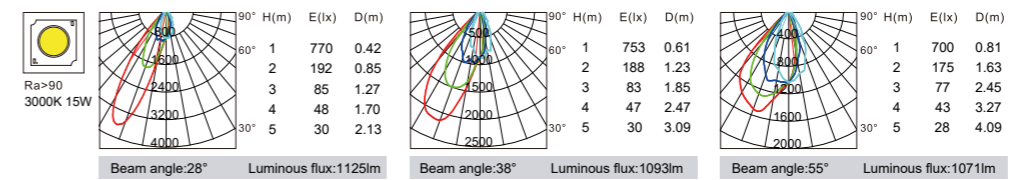
CL37 series



Model	Power	LED voltage	LED Current	CRI	CCT	Beam Angle	LED Output	System output	Dimming Type
K-CL37-3515F-S2G	15W	34V	350mA	90	2700K	28°	1314lm	1068lm	ON-OFF TRIAC 1-10V DALI
						38°	1314lm	1038lm	
						55°	1314lm	1017lm	
	15W	34V	350mA	90	3000K	28°	1383lm	1125lm	ON-OFF TRIAC 1-10V DALI
						38°	1383lm	1093lm	
						55°	1383lm	1071lm	
	15W	34V	350mA	90	4000K	28°	1467lm	1193lm	ON-OFF TRIAC 1-10V DALI
						38°	1467lm	1159lm	
						55°	1467lm	1136lm	



Model	Power	LED voltage	LED Current	CRI	CCT	Beam Angle	LED Output	System output	Dimming Type
K-CL37-3515W-S2G	15W	34V	350mA	90	2700K	28°	1314lm	1068lm	ON-OFF TRIAC 1-10V DALI
						38°	1314lm	1038lm	
						55°	1314lm	1017lm	
	15W	34V	350mA	90	3000K	28°	1383lm	1125lm	ON-OFF TRIAC 1-10V DALI
						38°	1383lm	1093lm	
						55°	1383lm	1071lm	
	15W	34V	350mA	90	4000K	28°	1467lm	1193lm	ON-OFF TRIAC 1-10V DALI
						38°	1467lm	1159lm	
						55°	1467lm	1136lm	



Star C4 Series



Star C4 Series



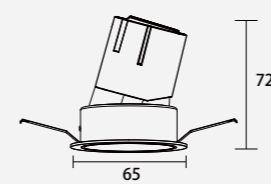
2700K/3000K/4000K, Ra>90

-Precise distribution and even transition. Less scattering makes vision more comfortable.



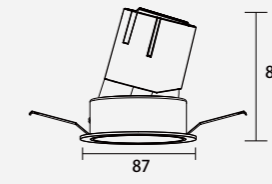
K-C4-2T-R2D

Power:5W/7W
Cutout:55mm
Height:72mm



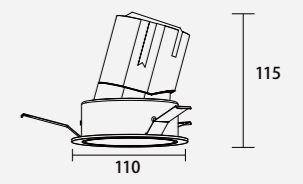
K-C4-3T-R2D

Power:8W/10W
Cutout:75mm
Height:86mm



K-C4-4T-R2D

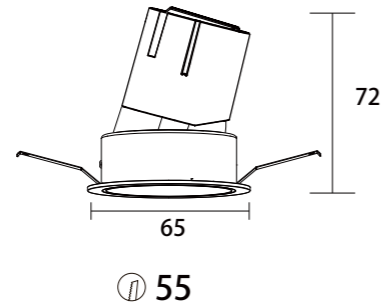
Power:15W/20W
Cutout:95mm
Height:115mm



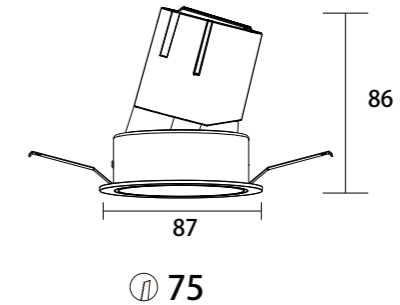
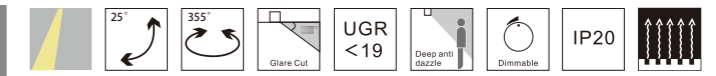
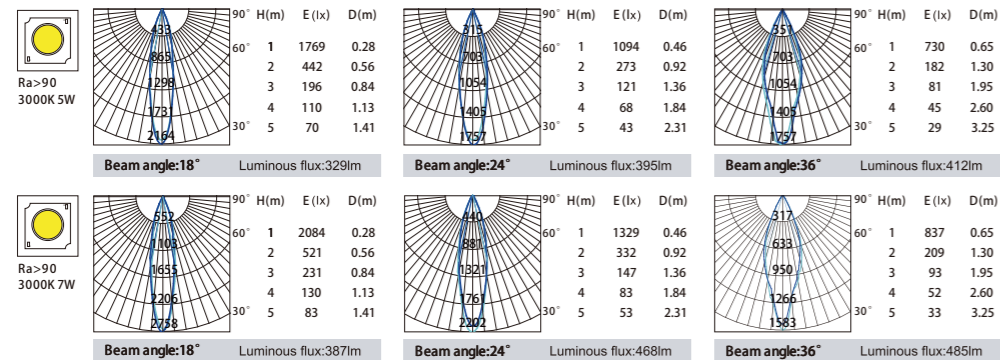
CL37 series

Model	K-C4-2T-R2D	K-C4-3T-R2D	K-C4-4T-R2D		K-C4-2T-R3D	K-C4-3T-R3D
Product Photo						
Dimension(mm)						
Cutout(mm)	55	75	95		55	75
Wattage	5W/7W	8W/10W	15W/20W		5W/7W	8W/10W
CCT	2700K 3000K 3500K 4000K	2700K 3000K 3500K 4000K	2700K 3000K 3500K 4000K		2700K 3000K 3500K 4000K	2700K 3000K 3500K 4000K
CRI	>90	>90	>90		>90	>90
Beam Angle	18° /24° /36° /50°	18° /24° /36° /50°	18° /24° /36° /50°		18° /24° /36° /50°	18° /24° /36° /50°
Lumen	312-510LM	531-941LM	921-1875LM		312-510LM	562-932LM
IP	IP20	IP20	IP20		IP20	IP20
Dimming	TRIAC/1-10V/DALI	TRIAC/1-10V/DALI	TRIAC/1-10V/DALI		TRIAC/1-10V/DALI	TRIAC/1-10V/DALI
Reflector Colour	Highly specular aluminium UV processed black cup	Highly specular aluminium UV processed black cup	Highly specular aluminium UV processed black cup		Highly specular aluminium UV processed black cup	Highly specular aluminium UV processed black cup
Colour	White+Iron gray	White+Iron gray	White+Iron gray		White+Iron gray	White+Iron gray

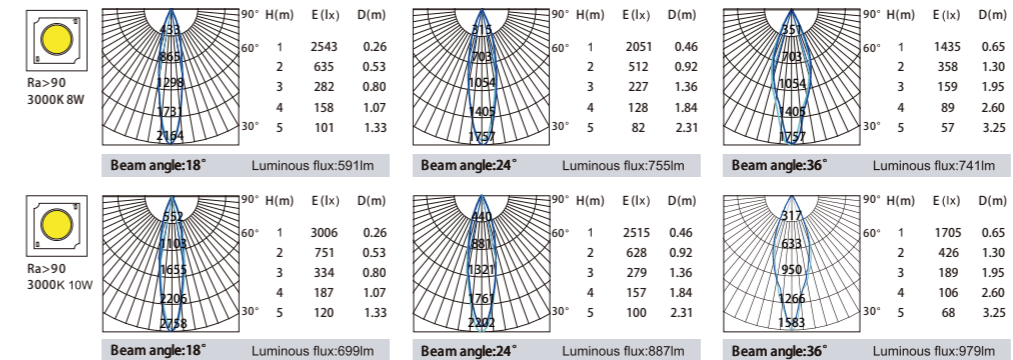
CL37 series



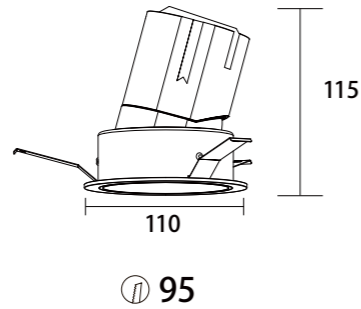
Model	Power	LED voltage	LED Current	CRI	CCT	Beam Angle	LED Output	System output	Dimming Type
K-C4-205T-R2D	5W	33V	120mA	90	2700K	18°	423lm	312lm	ON-OFF TRIAC
						24°	423lm	377lm	1-10V
						36°	423lm	390lm	DALI
	5W	33V	120mA	90	3000K	18°	446lm	329lm	ON-OFF TRIAC
						24°	446lm	395lm	1-10V
						36°	446lm	412lm	DALI
	5W	33V	120mA	90	4000K	18°	470lm	346lm	ON-OFF TRIAC
						24°	470lm	416lm	1-10V
						36°	470lm	434lm	DALI
K-C4-207T-R2D	7W	33V	150mA	90	2700K	18°	586lm	365lm	ON-OFF TRIAC
						24°	586lm	442lm	1-10V
						36°	586lm	458lm	DALI
	7W	33V	150mA	90	3000K	18°	620lm	387lm	ON-OFF TRIAC
						24°	620lm	468lm	1-10V
						36°	620lm	485lm	DALI
	7W	33V	150mA	90	4000K	18°	652lm	406lm	ON-OFF TRIAC
						24°	652lm	492lm	1-10V
						36°	652lm	510lm	DALI



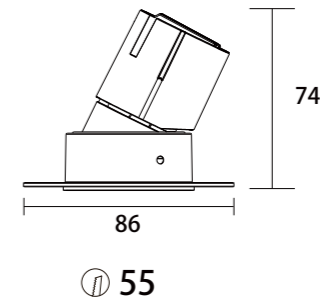
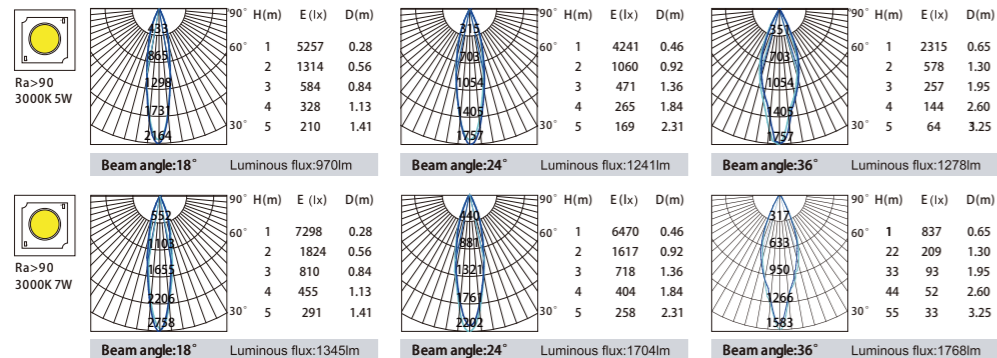
Model	Power	LED voltage	LED Current	CRI	CCT	Beam Angle	LED Output	System output	Dimming Type
K-C4-308T-R2D	8W	34V	200mA	90	2700K	18°	773lm	562lm	ON-OFF TRIAC
						24°	773lm	718lm	1-10V
						36°	773lm	705lm	DALI
						50°	773lm	531lm	
	8W	34V	200mA	90	3000K	18°	812lm	591lm	ON-OFF TRIAC
						24°	812lm	755lm	1-10V
						36°	812lm	741lm	DALI
						50°	812lm	558lm	
	8W	34V	200mA	90	4000K	18°	862lm	627lm	ON-OFF TRIAC
						24°	862lm	801lm	1-10V
						36°	862lm	786lm	DALI
						50°	862lm	592lm	
K-C4-310T-R2D	10W	34V	250mA	90	2700K	18°	965lm	664lm	ON-OFF TRIAC
						24°	965lm	843lm	1-10V
						36°	965lm	835lm	DALI
						50°	965lm	630lm	
	10W	34V	250mA	90	3000K	18°	1015lm	699lm	ON-OFF TRIAC
						24°	1015lm	887lm	1-10V
						36°	1015lm	879lm	DALI
						50°	1015lm	663lm	
	10W	34V	250mA	90	4000K	18°	1077lm	741lm	ON-OFF TRIAC
						24°	1077lm	941lm	1-10V
						36°	1077lm	932lm	DALI
						50°	1077lm	703lm	



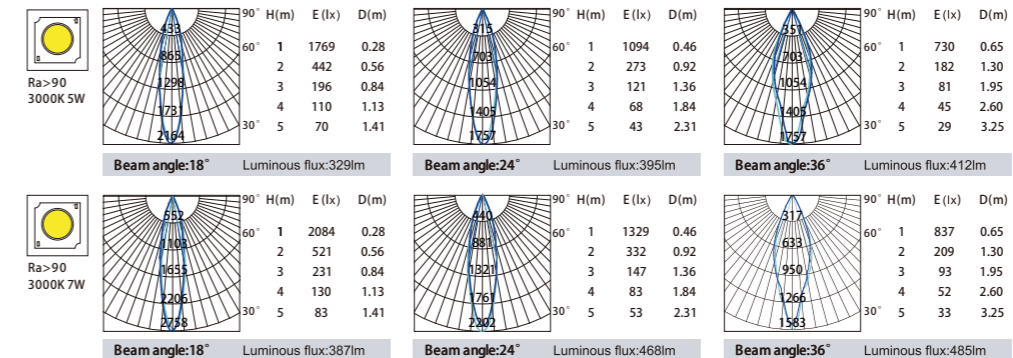
CL37 series



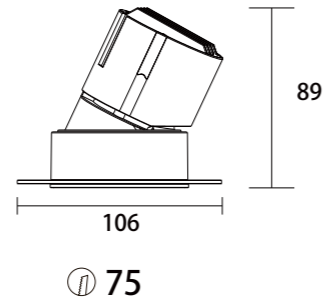
Model	Power	LED voltage	LED Current	CRI	CCT	Beam Angle	LED Output	System output	Dimming Type
K-C4-415T-R2D	15W	34V	350mA	90	2700K	18°	1314lm	921lm	ON-OFF TRIAC
						24°	1314lm	1179lm	1-10V
						36°	1314lm	1214lm	DALI
	15W	34V	350mA	90	3000K	18°	1383lm	970lm	ON-OFF TRIAC
						24°	1383lm	1241lm	1-10V
						36°	1383lm	1278lm	DALI
	15W	34V	350mA	90	4000K	18°	1467lm	1028lm	ON-OFF TRIAC
						24°	1467lm	1316lm	1-10V
						36°	1467lm	1287lm	DALI
K-C4-420T-R2D	20W	34V	500mA	90	2700K	18°	1877lm	1278lm	ON-OFF TRIAC
						24°	1877lm	1619lm	1-10V
						36°	1877lm	1680lm	DALI
	20W	34V	500mA	90	3000K	18°	1975lm	1345lm	ON-OFF TRIAC
						24°	1975lm	1704lm	1-10V
						36°	1975lm	1768lm	DALI
	20W	34V	500mA	90	4000K	18°	2095lm	1426lm	ON-OFF TRIAC
						24°	2095lm	1807lm	1-10V
						36°	2095lm	1875lm	DALI



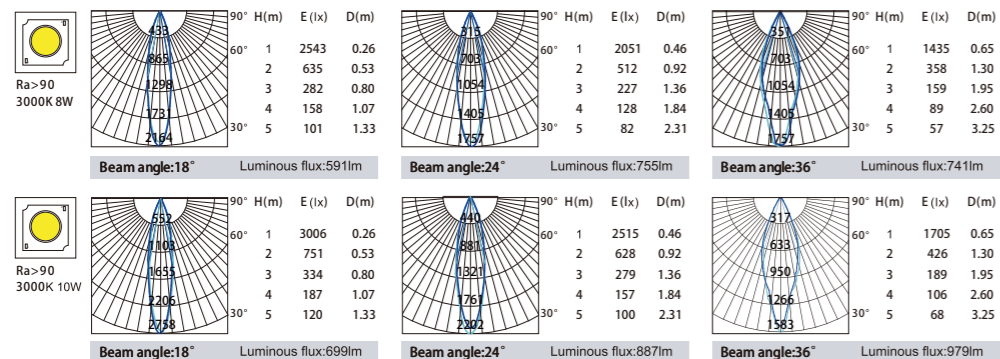
Model	Power	LED voltage	LED Current	CRI	CCT	Beam Angle	LED Output	System output	Dimming Type
K-C4-205T-R3D	5W	33V	120mA	90	2700K	18°	423lm	312lm	ON-OFF TRIAC
						24°	423lm	377lm	1-10V
						36°	423lm	390lm	DALI
	5W	33V	120mA	90	3000K	18°	446lm	329lm	ON-OFF TRIAC
						24°	446lm	395lm	1-10V
						36°	446lm	412lm	DALI
	5W	33V	120mA	90	4000K	18°	470lm	346lm	ON-OFF TRIAC
						24°	470lm	416lm	1-10V
						36°	470lm	434lm	DALI
K-C4-207T-R3D	7W	33V	150mA	90	2700K	18°	586lm	365lm	ON-OFF TRIAC
						24°	586lm	442lm	1-10V
						36°	586lm	458lm	DALI
	7W	33V	150mA	90	3000K	18°	620lm	387lm	ON-OFF TRIAC
						24°	620lm	468lm	1-10V
						36°	620lm	485lm	DALI
	7W	33V	150mA	90	4000K	18°	652lm	406lm	ON-OFF TRIAC
						24°	652lm	492lm	1-10V
						36°	652lm	510lm	DALI



CL37 series



Model	Power	LED voltage	LED Current	CRI	CCT	Beam Angle	LED Output	System output	Dimming Type
K-C4-308T-R3D	8W	34V	200mA	90	2700K	18°	773lm	562lm	ON-OFF
						24°	773lm	718lm	TRIAC
						36°	773lm	705lm	1-10V
						50°	773lm	531lm	DALI
K-C4-310T-R3D	10W	34V	250mA	90	2700K	18°	812lm	591lm	ON-OFF
						24°	812lm	755lm	TRIAC
						36°	812lm	741lm	1-10V
						50°	812lm	558lm	DALI
K-C4-310T-R3D	10W	34V	250mA	90	4000K	18°	862lm	627lm	ON-OFF
						24°	862lm	801lm	TRIAC
						36°	862lm	786lm	1-10V
						50°	862lm	592lm	DALI
K-C4-310T-R3D	10W	34V	250mA	90	2700K	18°	965lm	664lm	ON-OFF
						24°	965lm	843lm	TRIAC
						36°	965lm	835lm	1-10V
						50°	965lm	630lm	DALI
K-C4-310T-R3D	10W	34V	250mA	90	3000K	18°	1015lm	699lm	ON-OFF
						24°	1015lm	887lm	TRIAC
						36°	1015lm	879lm	1-10V
						50°	1015lm	663lm	DALI
K-C4-310T-R3D	10W	34V	250mA	90	4000K	18°	1077lm	741lm	ON-OFF
						24°	1077lm	941lm	TRIAC
						36°	1077lm	932lm	1-10V
						50°	1077lm	703lm	DALI



CL37 series


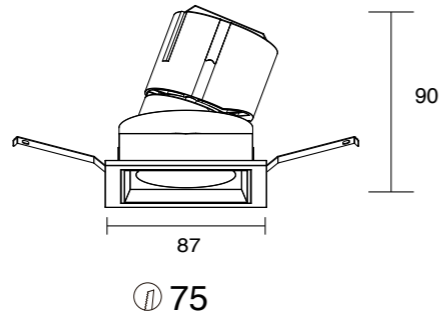
Model	K-C4-3T-S2D	K-C4-3T-S3D	K-C4-4T-S2D	K-C4-4T-S3D		K-C4-3T-S2D	K-C4-3T-S3D	K-C4-4T-S2D	K-C4-4T-S3D
Product Photo									
Dimension(mm)									
Cutout(mm)	75	75	75	75		75	75	75	75
Wattage	8W/10W	8W/10W	8W/10W	8W/10W		2*8W/2*10W	2*8W/2*10W	2*8W/2*10W	2*8W/2*10W
CCT	2700K 3000K 3500K 4000K	2700K 3000K 3500K 4000K	2700K 3000K 3500K 4000K	2700K 3000K 3500K 4000K		2700K 3000K 3500K 4000K	2700K 3000K 3500K 4000K	2700K 3000K 3500K 4000K	2700K 3000K 3500K 4000K
CRI	>90	>90	>90	>90		>90	>90	>90	>90
Beam Angle	15°/24°/36°/50°	15°/24°/36°/50°	15°/24°/36°/50°	15°/24°/36°/50°		15°/24°/36°/50°	15°/24°/36°/50°	15°/24°/36°/50°	15°/24°/36°/50°
Lumen	562lm-703lm	562lm-703lm	921lm-1890lm	921lm-1890lm		1124lm-1406lm	1124lm-1406lm	1842lm-3780lm	1842lm-3780lm
IP	IP20	IP20	IP20	IP20		IP20	IP20	IP20	IP20
Dimming	TRIAC/1-10V/DALI	TRIAC/1-10V/DALI	TRIAC/1-10V/DALI	TRIAC/1-10V/DALI		TRIAC/1-10V/DALI	TRIAC/1-10V/DALI	TRIAC/1-10V/DALI	TRIAC/1-10V/DALI
Reflector Colour	Highly specular aluminium UV processed black cup	Highly specular aluminium UV processed black cup	Highly specular aluminium UV processed black cup	Highly specular aluminium UV processed black cup		Highly specular aluminium UV processed black cup	Highly specular aluminium UV processed black cup	Highly specular aluminium UV processed black cup	Highly specular aluminium UV processed black cup
Colour	black/White	black/White	black/White	black/White		black/White	black/White	black/White	black/White

Reflecting Accessories

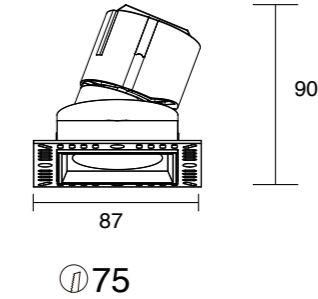
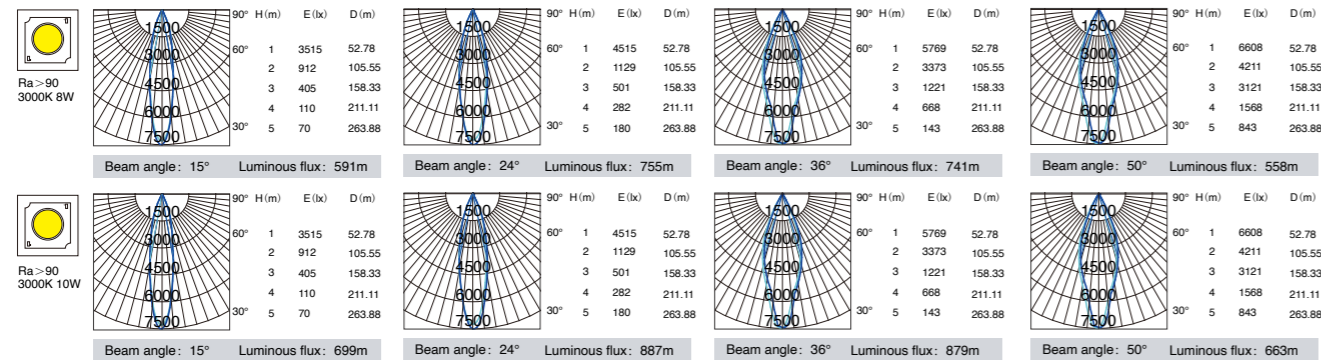


White Red Gold Matt Silver Black

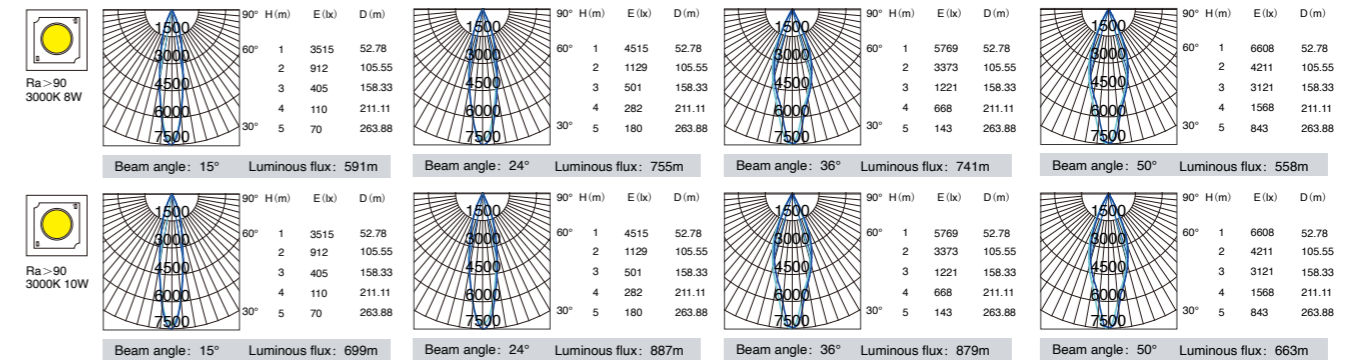
CL37 series




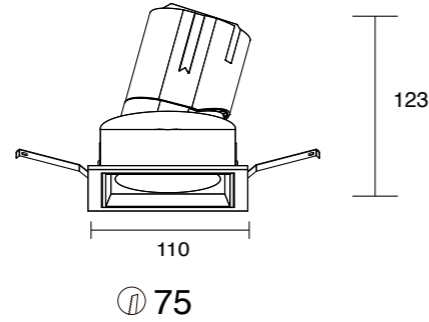

Model	Power	LED voltage	LED Current	CRI	CCT	Beam Angle	LED Output	System output	Dimming Type
K-C4-308T-S2D	8W	36V	200mA	90	2700K	15°	773	562	ON-OFF
						24°	773	718	TRIAC
						36°	773	705	1-10V
						50°	773	531	DALI
	8W	36V	200mA	90	3000K	15°	812	591	ON-OFF
						24°	812	755	TRIAC
						36°	812	741	1-10V
						50°	812	558	DALI
	8W	36V	200mA	90	4000K	15°	862	627	ON-OFF
						24°	862	801	TRIAC
						36°	862	676	1-10V
						50°	862	592	DALI
K-C4-312T-S2D	10W	36V	250mA	90	2700K	15°	965	664	ON-OFF
						24°	965	843	TRIAC
						36°	965	835	1-10V
						50°	965	630	DALI
	10W	36V	250mA	90	3000K	15°	1015	699	ON-OFF
						24°	1015	887	TRIAC
						36°	1015	879	1-10V
						50°	1015	663	DALI
	10W	36V	250mA	90	4000K	15°	1077	741	ON-OFF
						24°	1077	941	TRIAC
						36°	1077	932	1-10V
						50°	1077	703	DALI



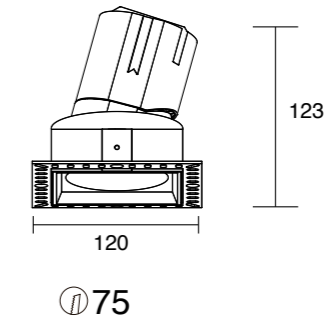
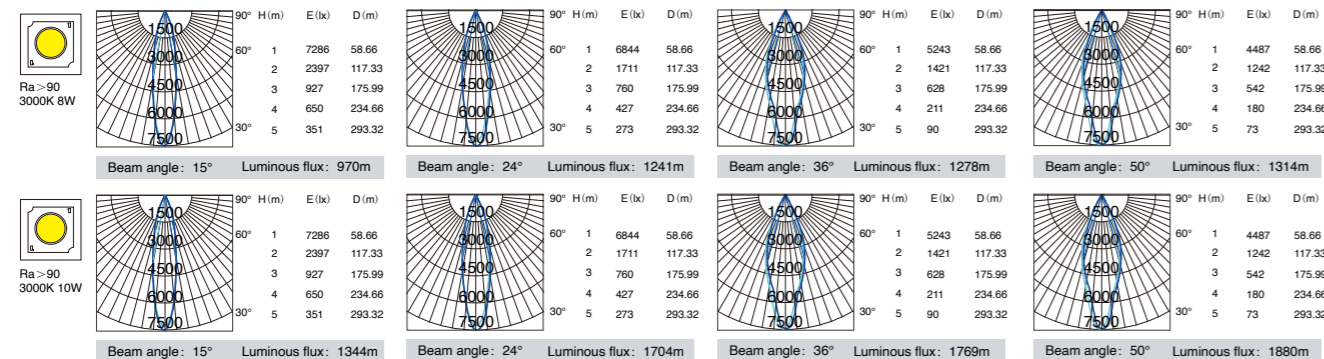
Model	Power	LED voltage	LED Current	CRI	CCT	Beam Angle	LED Output	System output	Dimming Type
K-C4-308T-S3D	8W	36V	200mA	90	2700K	15°	773	562	ON-OFF
						24°	773	718	TRIAC
						36°	773	705	1-10V
						50°	773	531	DALI
	8W	36V	200mA	90	3000K	15°	812	591	ON-OFF
						24°	812	755	TRIAC
						36°	812	741	1-10V
						50°	812	558	DALI
	8W	36V	200mA	90	4000K	15°	862	627	ON-OFF
						24°	862	801	TRIAC
						36°	862	676	1-10V
						50°	862	592	DALI
K-C4-312T-S3D	10W	36V	250mA	90	2700K	15°	965	664	ON-OFF
						24°	965	843	TRIAC
						36°	965	835	1-10V
						50°	965	630	DALI
	10W	36V	250mA	90	3000K	15°	1015	699	ON-OFF
						24°	1015	887	TRIAC
						36°	1015	879	1-10V
						50°	1015	663	DALI
	10W	36V	250mA	90	4000K	15°	1077	741	ON-OFF
						24°	1077	941	TRIAC
						36°	1077	932	1-10V
						50°	1077	703	DALI



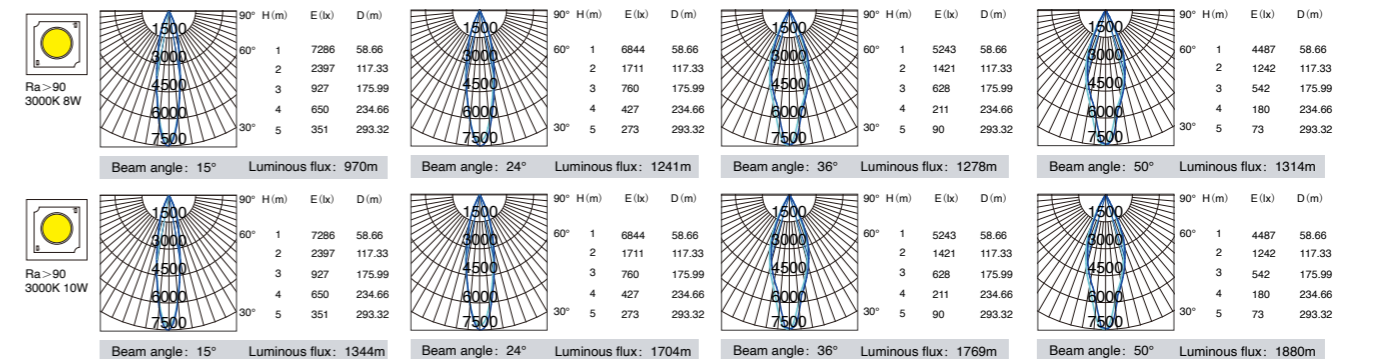
CL37 series



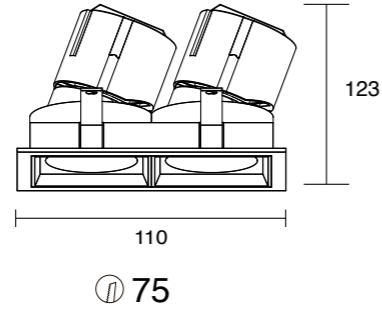

Model	Power	LED voltage	LED Current	CRI	CCT	Beam Angle	LED Output	System output	Dimming Type
K-C4-415T-S2D	15W	36V	350mA	90	2700K	15°	1314	921	ON-OFF
						24°	1314	1179	TRIAC
						36°	1314	1214	1-10V
						50°	1314	1248	DALI
	15W	36V	350mA	90	3000K	15°	1383	970	ON-OFF
						24°	1383	1241	TRIAC
						36°	1383	1278	1-10V
						50°	1383	1314	DALI
	15W	36V	350mA	90	4000K	15°	1467	1028	ON-OFF
						24°	1467	1316	TRIAC
						36°	1467	1355	1-10V
						50°	1467	1393	DALI
K-C4-420T-S2D	20W	36V	500mA	90	2700K	15°	1877	1277	ON-OFF
						24°	1877	1619	TRIAC
						36°	1877	1681	1-10V
						50°	1877	1786	DALI
	20W	36V	500mA	90	3000K	15°	1975	1344	ON-OFF
						24°	1975	1704	TRIAC
						36°	1975	1769	1-10V
						50°	1975	1880	DALI
	20W	36V	500mA	90	4000K	15°	2095	1425	ON-OFF
						24°	2095	1807	TRIAC
						36°	2095	1876	1-10V
						50°	2095	1890	DALI



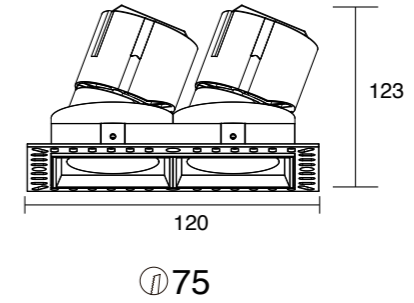

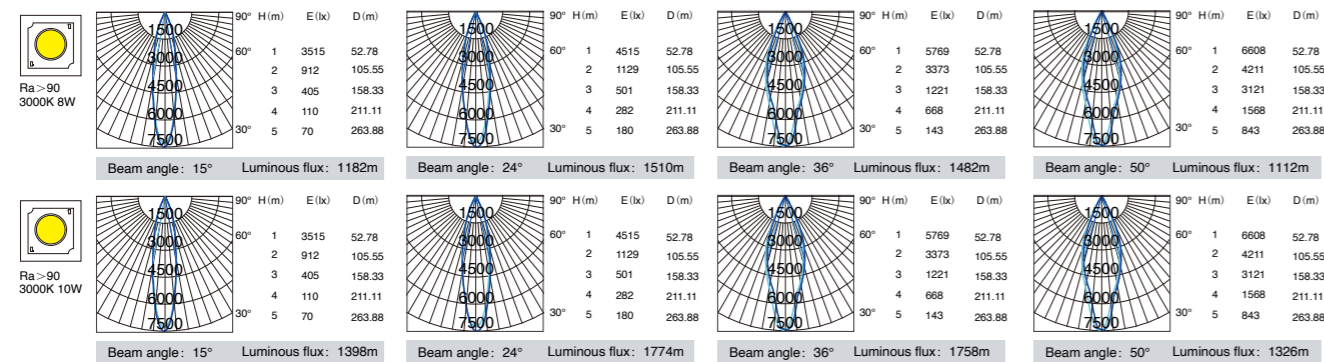
Model	Power	LED voltage	LED Current	CRI	CCT	Beam Angle	LED Output	System output	Dimming Type
K-C4-415T-S3D	15W	36V	350mA	90	2700K	15°	1314	921	ON-OFF
						24°	1314	1179	TRIAC
						36°	1314	1214	1-10V
						50°	1314	1248	DALI
	15W	36V	350mA	90	3000K	15°	1383	970	ON-OFF
						24°	1383	1241	TRIAC
						36°	1383	1278	1-10V
						50°	1383	1314	DALI
	15W	36V	350mA	90	4000K	15°	1467	1028	ON-OFF
						24°	1467	1316	TRIAC
						36°	1467	1355	1-10V
						50°	1467	1393	DALI
K-C4-420T-S3D	20W	36V	500mA	90	2700K	15°	1877	1277	ON-OFF
						24°	1877	1619	TRIAC
						36°	1877	1681	1-10V
						50°	1877	1786	DALI
	20W	36V	500mA	90	3000K	15°	1975	1344	ON-OFF
						24°	1975	1704	TRIAC
						36°	1975	1769	1-10V
						50°	1975	1880	DALI
	20W	36V	500mA	90	4000K	15°	2095	1425	ON-OFF
						24°	2095	1807	TRIAC
						36°	2095	1876	1-10V
						50°	2095	1890	DALI



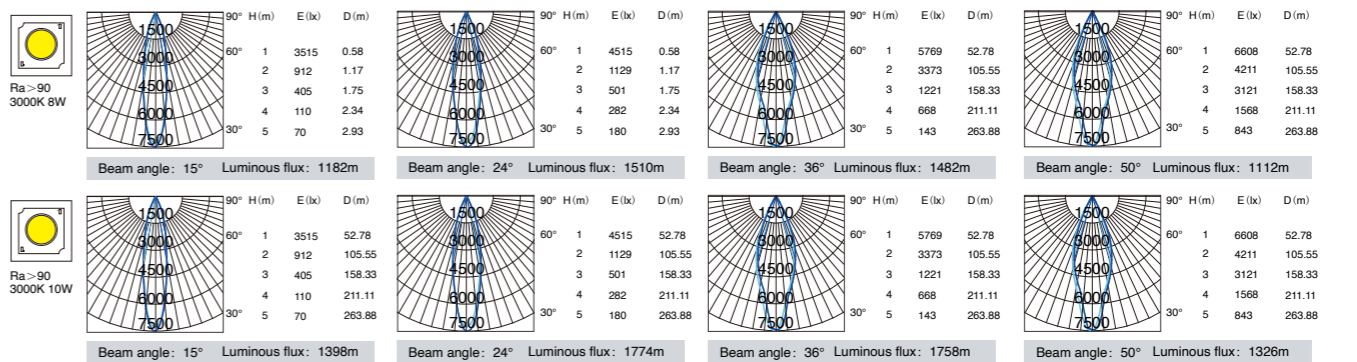
CL37 series



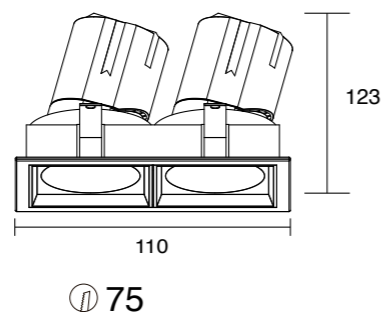
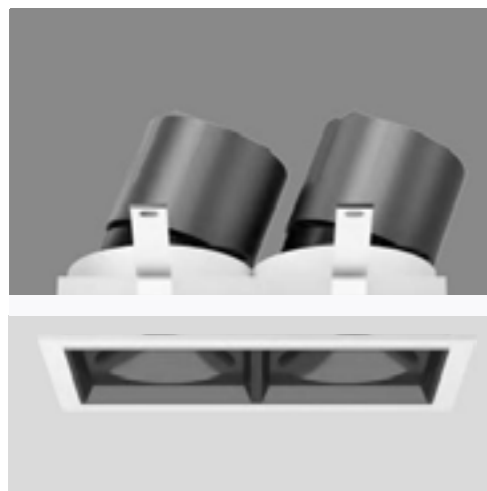
Model	Power	LED voltage	LED Current	CRI	CCT	Beam Angle	LED Output	System output	Dimming Type
K-C4-316T-S2D	2*8W	33V	120mA	90	2700K	15°	773	1124	ON-OFF
						24°	773	1436	TRIAC
						36°	773	1410	1-10V
						50°	773	1062	DALI
	2*8W	33V	120mA	90	3000K	15°	812	1182	ON-OFF
						24°	812	1510	TRIAC
						36°	812	1482	1-10V
						50°	812	1112	DALI
	2*8W	33V	120mA	90	4000K	15°	862	1254	ON-OFF
						24°	862	1602	TRIAC
						36°	862	1352	1-10V
						50°	862	1184	DALI
K-C4-320T-S2D	2*10W	33V	150mA	90	2700K	15°	965	1328	ON-OFF
						24°	965	1686	TRIAC
						36°	965	1670	1-10V
						50°	965	1260	DALI
	2*10W	33V	150mA	90	3000K	15°	1015	1398	ON-OFF
						24°	1015	1774	TRIAC
						36°	1015	1758	1-10V
						50°	1015	1326	DALI
	2*10W	33V	150mA	90	4000K	15°	1077	1482	ON-OFF
						24°	1077	1882	TRIAC
						36°	1077	1864	1-10V
						50°	1077	1406	DALI



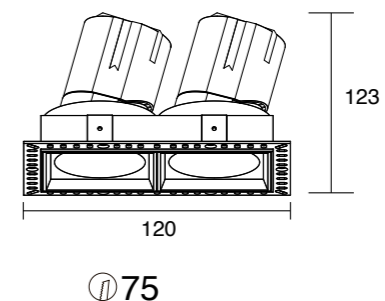
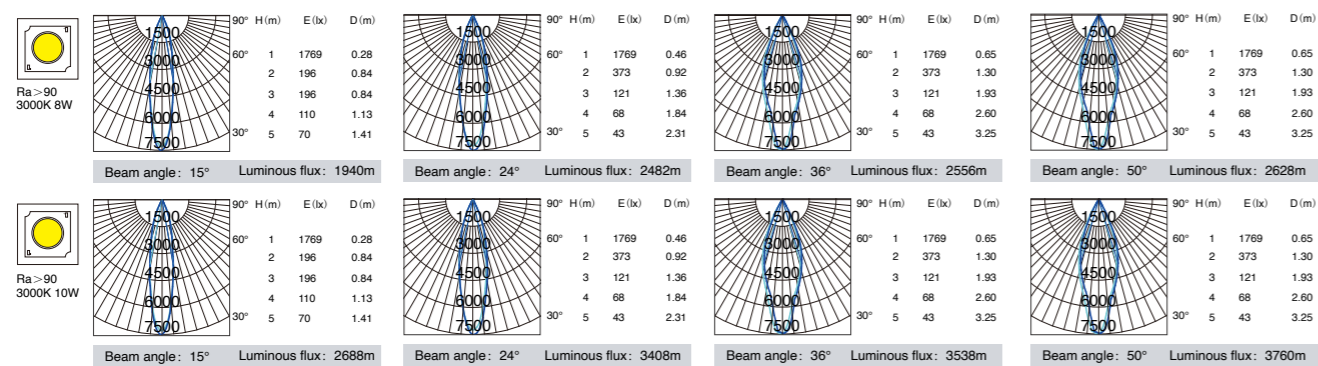
Model	Power	LED voltage	LED Current	CRI	CCT	Beam Angle	LED Output	System output	Dimming Type
K-C4-316T-S3D	2*8W	33V	120mA	90	2700K	15°	773	1124	ON-OFF
						24°	773	1436	TRIAC
						36°	773	1410	1-10V
						50°	773	1062	DALI
	2*8W	33V	120mA	90	3000K	15°	812	1182	ON-OFF
						24°	812	1510	TRIAC
						36°	812	1482	1-10V
						50°	812	1112	DALI
	2*8W	33V	120mA	90	4000K	15°	862	1254	ON-OFF
						24°	862	1602	TRIAC
						36°	862	1352	1-10V
						50°	862	1184	DALI
K-C4-320T-S3D	2*10W	33V	150mA	90	2700K	15°	965	1328	ON-OFF
						24°	965	1686	TRIAC
						36°	965	1670	1-10V
						50°	965	1260	DALI
	2*10W	33V	150mA	90	3000K	15°	1015	1398	ON-OFF
						24°	1015	1774	TRIAC
						36°	1015	1758	1-10V
						50°	1015	1326	DALI
	2*10W	33V	150mA	90	4000K	15°	1077	1482	ON-OFF
						24°	1077	1882	TRIAC
						36°	1077	1864	1-10V
						50°	1077	1406	DALI



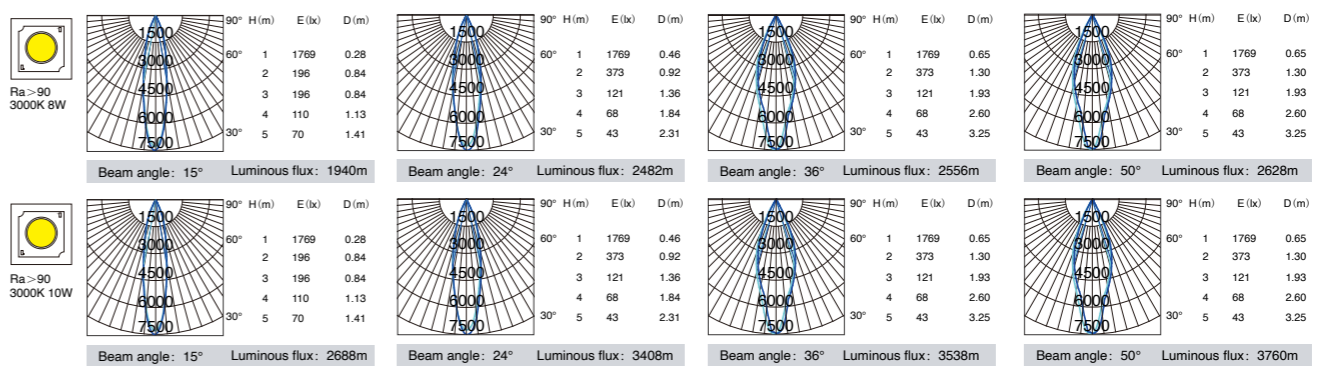
CL37 series



Model	Power	LED voltage	LED Current	CRI	CCT	Beam Angle	LED Output	System output	Dimming Type
K-C4-430T-S2D	2*15W	33V	120mA	90	2700K	15°	1314	1842	ON-OFF
						24°	1314	2358	TRIAC
						36°	1314	2428	1-10V
						50°	1314	2496	DALI
	2*15W	33V	120mA	90	3000K	15°	1383	1940	ON-OFF
						24°	1383	2482	TRIAC
						36°	1383	2556	1-10V
						50°	1383	2628	DALI
	2*15W	33V	120mA	90	4000K	15°	1467	2056	ON-OFF
						24°	1467	2632	TRIAC
						36°	1467	2710	1-10V
						50°	1467	2786	DALI
K-C4-440T-S2D	2*20W	33V	150mA	90	2700K	15°	1877	2554	ON-OFF
						24°	1877	3362	TRIAC
						36°	1877	3362	1-10V
						50°	1877	3572	DALI
	2*20W	33V	150mA	90	3000K	15°	1975	2688	ON-OFF
						24°	1975	3408	TRIAC
						36°	1975	3538	1-10V
						50°	1975	3760	DALI
	2*20W	33V	150mA	90	4000K	15°	2095	2850	ON-OFF
						24°	2095	3614	TRIAC
						36°	2095	3752	1-10V
						50°	2095	3780	DALI



Model	Power	LED voltage	LED Current	CRI	CCT	Beam Angle	LED Output	System output	Dimming Type
K-C4-430T-S3D	2*15W	33V	120mA	90	2700K	15°	1314	1842	ON-OFF
						24°	1314	2358	TRIAC
						36°	1314	2428	1-10V
						50°	1314	2496	DALI
	2*15W	33V	120mA	90	3000K	15°	1383	1940	ON-OFF
						24°	1383	2482	TRIAC
						36°	1383	2556	1-10V
						50°	1383	2628	DALI
	2*15W	33V	120mA	90	4000K	15°	1467	2056	ON-OFF
						24°	1467	2632	TRIAC
						36°	1467	2710	1-10V
						50°	1467	2786	DALI
K-C4-440T-S3D	2*20W	33V	150mA	90	2700K	15°	1877	2554	ON-OFF
						24°	1877	3362	TRIAC
						36°	1877	3362	1-10V
						50°	1877	3572	DALI
	2*20W	33V	150mA	90	3000K	15°	1975	2688	ON-OFF
						24°	1975	3408	TRIAC
						36°	1975	3538	1-10V
						50°	1975	3760	DALI
	2*20W	33V	150mA	90	4000K	15°	2095	2850	ON-OFF
						24°	2095	3614	TRIAC
						36°	2095	3752	1-10V
						50°	2095	3780	DALI





K-C4-415T-R2D
K-C4-420T-R2D



K-C4-308T-R3D
K-C4-310T-R3D
K-C4-312T-R3D



K-C4-308T-R3D
K-C4-310T-R3D
K-C4-312T-R3D



K-C4-308T-R2D
K-C4-310T-R2D
K-C4-312T-R2D



K-C4-205T-R2D
K-C4-207T-R2D

K-C4 Series New
Refine on Creating
Noble Quality

Volks C2 Series

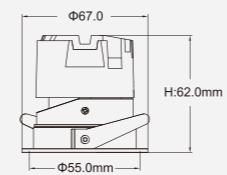


- Outstanding color rendition effect, meet the lighting demand of upscale places. 2700K/3000K/4000K, Ra>90
- Dark light technology with chip deeply hidden, well-designed dark light reflector with UGR≤19. Comfortable and no glare.
- Die-casting aluminium heat sink, conducts the heat from the chip effectively, and ensure the lamp performance and long lifespan.
- Precise distribution and even transition. Less scattering makes vision more comfortable.



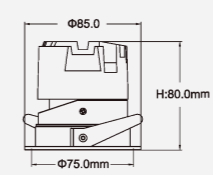
K-C2-2T-R2D

Power: 5W/7W
Cutout: 55mm
Height: 62mm



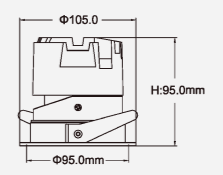
K-C2-3T-R2D

Power: 8W/10W
Cutout: 75mm
Height: 80mm



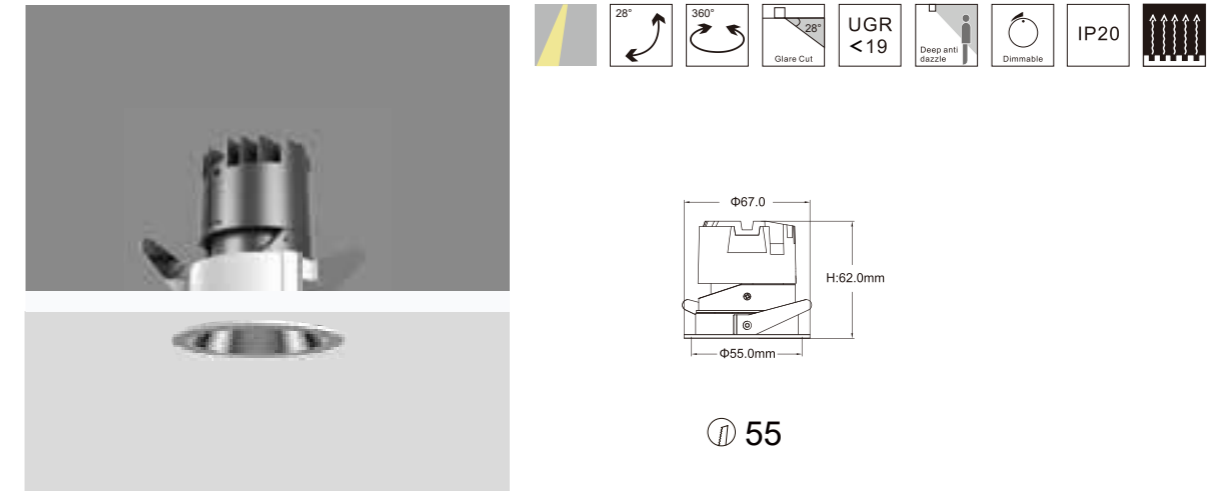
K-C2-4T-R2D

Power: 15W/20W
Cutout: 95mm
Height: 95mm

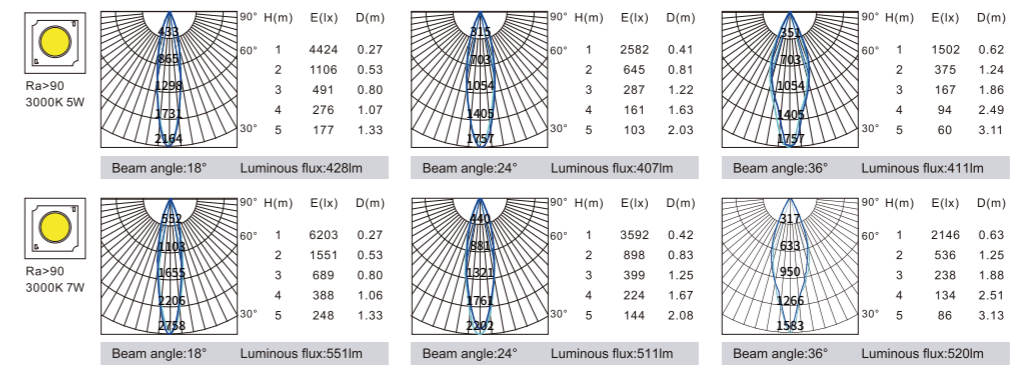


Volks C2 Series

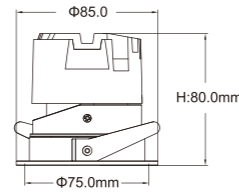
Model	K-C2-2T-R2D	K-C2-3T-R2D	K-C2-4T-R2D
Product Photo			
Dimension(mm)			
Cutout(mm)	55	75	95
Wattage	5W/7W	8W/10W	15W/20W
CCT	2700K 3000K 3500K 4000K	2700K 3000K 3500K 4000K	2700K 3000K 3500K 4000K
CRI	>90	>90	>90
Beam Angle	18°/24°/36°	18°/24°/36°	18°/24°/36°
Lumen	428-551LM	679-913LM	779-1103LM
IP	IP20	IP20	IP20
Dimming	TRIAC/1-10V/DALI	TRIAC/1-10V/DALI	TRIAC/1-10V/DALI
Reflector Colour	Highly specular aluminium UV processed black cup Gold	Highly specular aluminium UV processed black cup Gold	Highly specular aluminium UV processed black cup Gold
Colour	White+Iron gray	White+Iron gray	White+Iron gray




Model	Power	LED voltage	LED Current	CRI	CCT	Beam Angle	LED Output	System output	Dimming Type
K-C2-205T-R2D	5W	33V	120mA	90	2700K	18°	423lm	405lm	ON-OFF TRIAC
						24°	423lm	386lm	1-10V
						36°	423lm	389lm	DALI
	5W	33V	120mA	90	3000K	18°	446lm	428lm	ON-OFF TRIAC
						24°	446lm	407lm	1-10V
						36°	446lm	411lm	DALI
5W	33V	120mA	90	4000K	18°	470lm	451lm	ON-OFF TRIAC	
					24°	470lm	428lm	1-10V	
					36°	470lm	433lm	DALI	
K-C2-207T-R2D	7W	33V	150mA	90	2700K	18°	586lm	520lm	ON-OFF TRIAC
						24°	586lm	482lm	1-10V
						36°	586lm	491lm	DALI
	7W	33V	150mA	90	3000K	18°	620lm	551lm	ON-OFF TRIAC
						24°	620lm	511lm	1-10V
						36°	620lm	520lm	DALI
7W	33V	150mA	90	4000K	18°	652lm	579lm	ON-OFF TRIAC	
					24°	652lm	537lm	1-10V	
					36°	652lm	546lm	DALI	



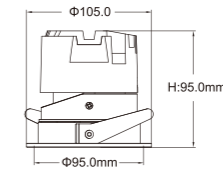

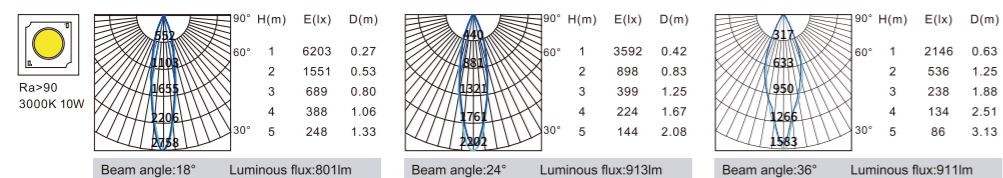
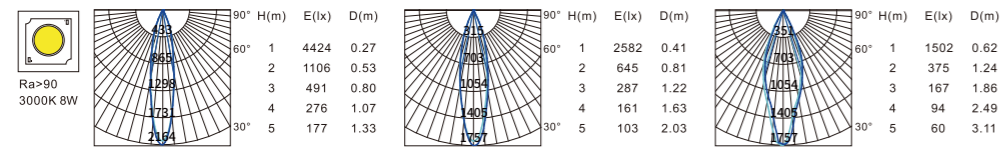
Volks C2 Series



Ø 75



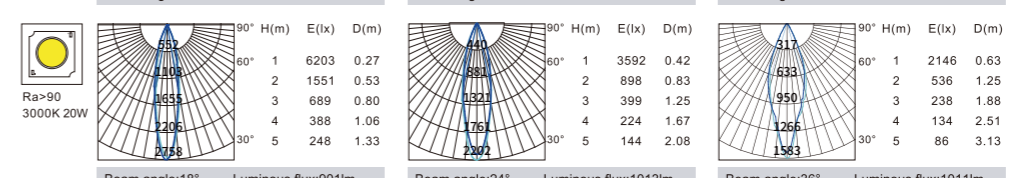
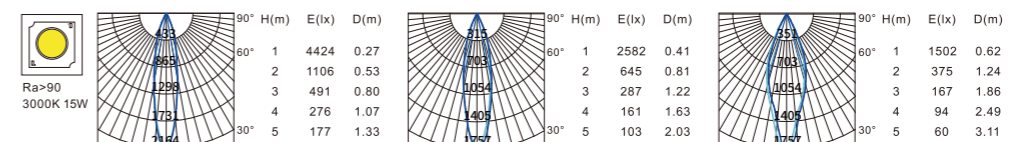
Model	Power	LED voltage	LED Current	CRI	CCT	Beam Angle	LED Output	System output	Dimming Type
K-C2-308T-R2D	8W	34V	200mA	90	2700K	18°	773lm	646lm	ON-OFF TRIAC 1-10V DALI
						24°	773lm	731lm	
						36°	773lm	705lm	
K-C2-308T-R2D	8W	34V	200mA	90	3000K	18°	812lm	679lm	ON-OFF TRIAC 1-10V DALI
						24°	812lm	768lm	
						36°	812lm	741lm	
K-C2-308T-R2D	8W	34V	200mA	90	4000K	18°	862lm	720lm	ON-OFF TRIAC 1-10V DALI
						24°	862lm	815lm	
						36°	862lm	786lm	
K-C2-310T-R2D	10W	34V	250mA	90	2700K	18°	965lm	761lm	ON-OFF TRIAC 1-10V DALI
						24°	965lm	868lm	
						36°	965lm	866lm	
K-C2-310T-R2D	10W	34V	250mA	90	3000K	18°	1015lm	801lm	ON-OFF TRIAC 1-10V DALI
						24°	1015lm	913lm	
						36°	1015lm	911lm	
K-C2-310T-R2D	10W	34V	250mA	90	4000K	18°	1077lm	849lm	ON-OFF TRIAC 1-10V DALI
						24°	1077lm	968lm	
						36°	1077lm	966lm	



Ø 95

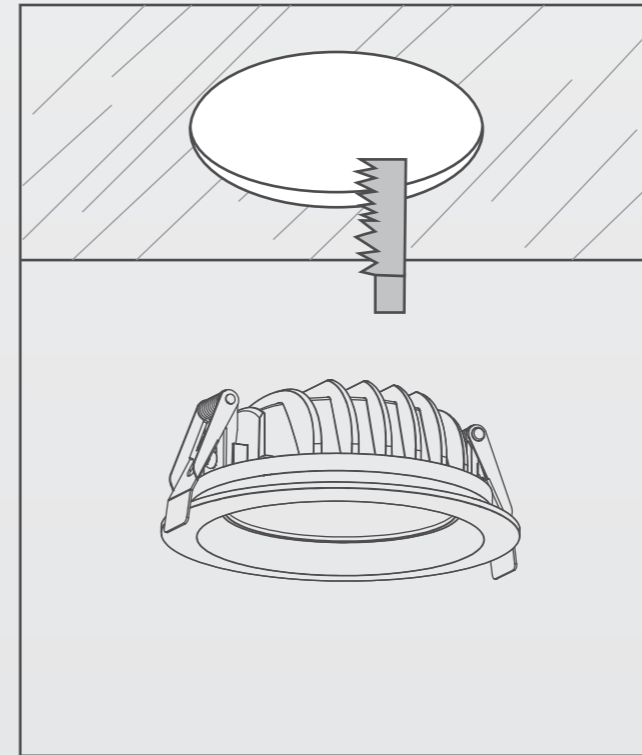


Model	Power	LED voltage	LED Current	CRI	CCT	Beam Angle	LED Output	System output	Dimming Type
K-C2-415T-R2D	15W	34V	350mA	90	2700K	18°	1116lm	740lm	ON-OFF TRIAC 1-10V DALI
						24°	1116lm	824lm	
						36°	1116lm	894lm	
K-C2-415T-R2D	15W	34V	350mA	90	3000K	18°	1175lm	779lm	ON-OFF TRIAC 1-10V DALI
						24°	1175lm	868lm	
						36°	1175lm	941lm	
K-C2-415T-R2D	15W	34V	350mA	90	4000K	18°	1246lm	826lm	ON-OFF TRIAC 1-10V DALI
						24°	1246lm	920lm	
						36°	1246lm	998lm	
K-C2-420T-R2D	20W	34V	500mA	90	2700K	18°	1220lm	856lm	ON-OFF TRIAC 1-10V DALI
						24°	1220lm	962lm	
						36°	1220lm	960lm	
K-C2-420T-R2D	20W	34V	500mA	90	3000K	18°	1283lm	901lm	ON-OFF TRIAC 1-10V DALI
						24°	1283lm	1013lm	
						36°	1283lm	1011lm	
K-C2-420T-R2D	20W	34V	500mA	90	4000K	18°	1361lm	955lm	ON-OFF TRIAC 1-10V DALI
						24°	1361lm	1074lm	
						36°	1361lm	1072lm	



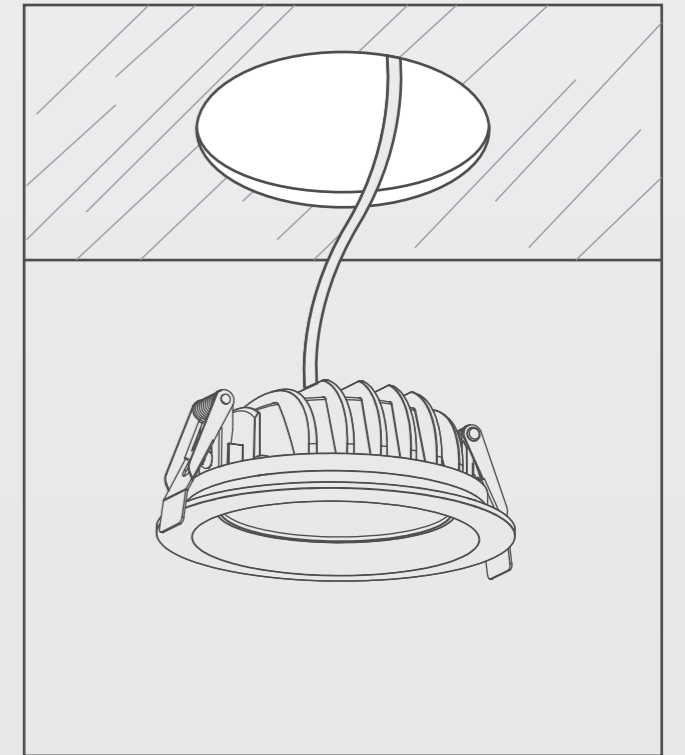
KS2-D2 Series





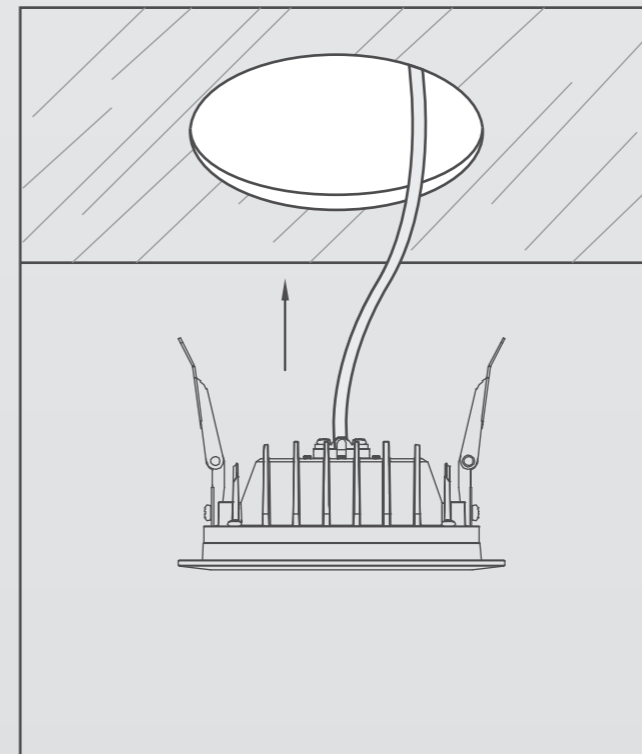
Step1

Cut holes according to the size of the holes



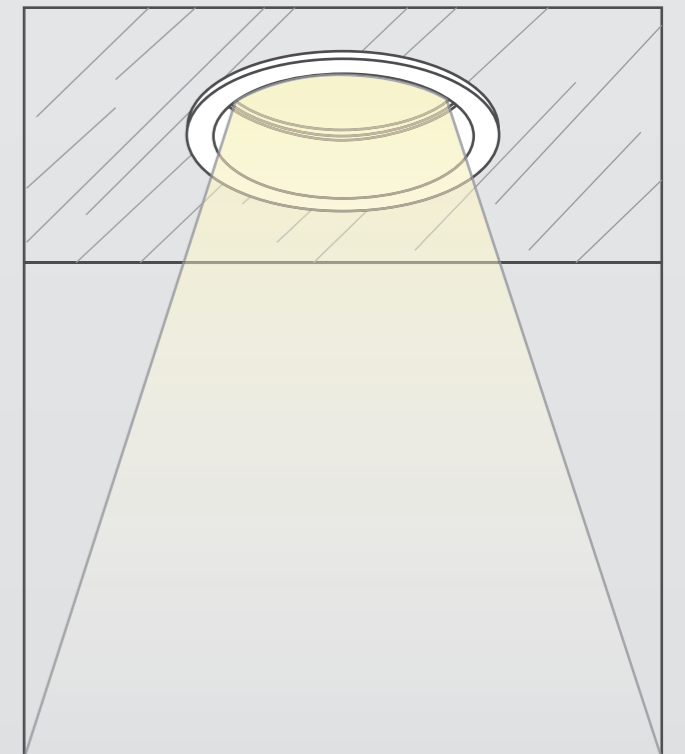
Step2

Connecting wire



Step3


Press the spring to push the lamp body into the hole.



Step4

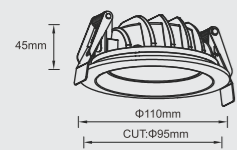
Installation completed

KS2-D2 Series



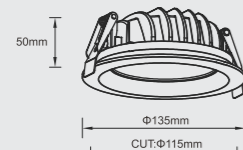
KS-D2-A-3

Power:5W/7W
Cutout:95mm
Height:45mm



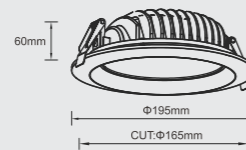
KS-D2-A-4

Power:7W/9W/12W/15W
Cutout:115mm
Height:50mm



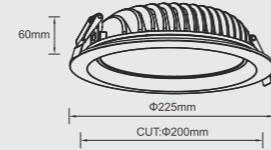
KS-D2-A-6

Power:12W/15W/20W
Cutout:165mm
Height:60mm



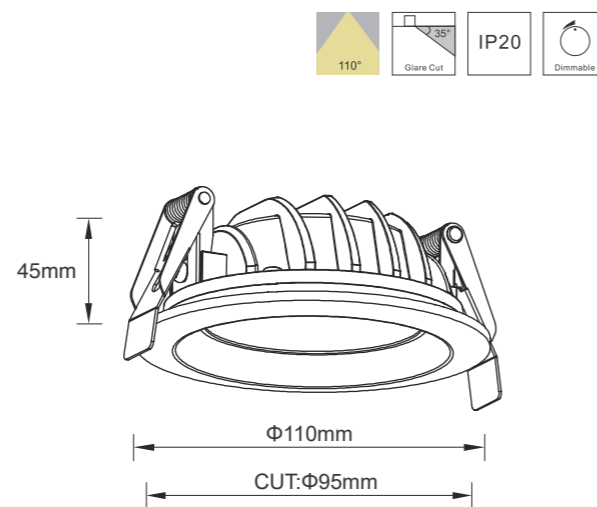
KS-D2-A-8

Power:20W/23W/30W
Cutout:200mm
Height:60mm

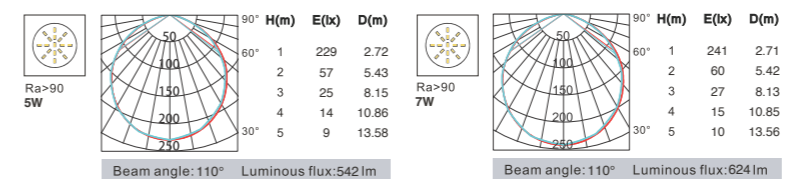


Model	KS-D2-3	KS-D2-4	KS-D2-6	KS-D2-8
Product Photo				
Dimension (mm)				
Cutout(mm)	95	115	165	200
Wattage	5W/7W	9W/12W/15W	12W/15W/20W	20W/25W/30W
CCT	2700K 3000K 3500K 4000K	2700K 3000K 3500K 4000K	2700K 3000K 3500K 4000K	2700K 3000K 3500K 4000K
CRI	>90	>90	>90	>90
Beam Angle	110°	110°	110°	110°
Lumen	495-655lm	850-1550lm	1163-2719lm	2057-3017lm
IP	IP20	IP20	IP20	IP20
Dimming	TRIAC/1-10V/DALI	TRIAC/1-10V/DALI	TRIAC/1-10V/DALI	TRIAC/1-10V/DALI
Color	White/Black	White/Black	White/Black	White/Black

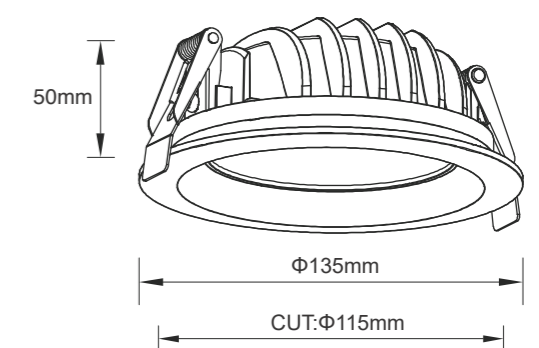
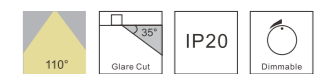
KS2-D2 Series



Model	Power	LED Voltage	LED Current	CRI	CCT	Beam Angle	LED Output	System Output	Dimming Type
KS-D2-A-305	5W	36V	120mA	90	2700K	110°	518lm	498lm	ON-OFF TRIAC 1-10V DALI
	5W	36V	120mA	90	3000K	110°	562lm	542lm	TRIAC 1-10V DALI
	5W	36V	120mA	90	3500K	110°	583lm	562lm	ON-OFF TRIAC 1-10V DALI
	5W	36V	120mA	90	4000K	110°	605lm	583lm	ON-OFF TRIAC 1-10V DALI
	5W	36V	120mA	90	5000K	110°	613lm	592lm	ON-OFF TRIAC 1-10V DALI
KS-D2-A-307	7W	36V	150mA	90	2700K	110°	648lm	564lm	ON-OFF TRIAC 1-10V DALI
	7W	36V	150mA	90	3000K	110°	720lm	624lm	ON-OFF TRIAC 1-10V DALI
	7W	36V	150mA	90	3500K	110°	729lm	632lm	ON-OFF TRIAC 1-10V DALI
	7W	36V	150mA	90	4000K	110°	756lm	655lm	ON-OFF TRIAC 1-10V DALI
	7W	36V	150mA	90	5000K	110°	767lm	665lm	ON-OFF TRIAC 1-10V DALI

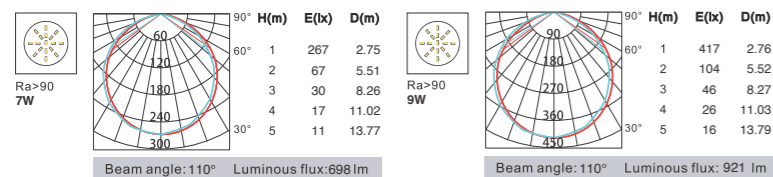


KS2-D2 Series

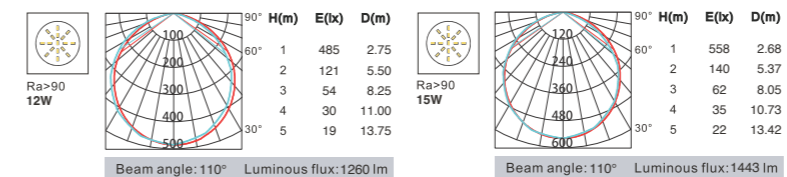


KS2-D2 Series

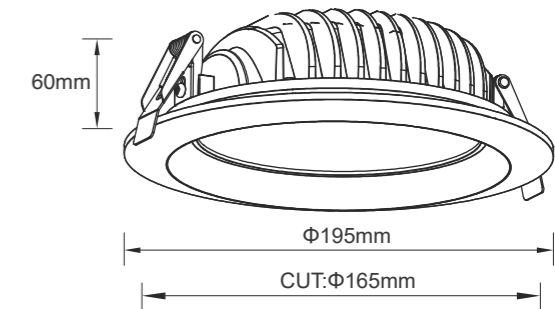
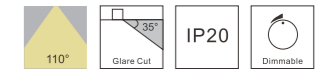
Model	Power	LED Voltage	LED Current	CRI	CCT	Beam Angle	LED Output	System Output	Dimming Type
KS-D2-A-407	7W	36V	150mA	90	2700K	110°	648lm	620lm	ON-OFF TRIAC 1-10V DALI
	7W	36V	150mA	90	3000K	110°	720lm	698lm	ON-OFF TRIAC 1-10V DALI
	7W	36V	150mA	90	3500K	110°	729lm	707lm	ON-OFF TRIAC 1-10V DALI
	7W	36V	150mA	90	4000K	110°	756lm	733lm	ON-OFF TRIAC 1-10V DALI
	7W	36V	150mA	90	5000K	110°	767lm	744lm	ON-OFF TRIAC 1-10V DALI
KS-D2-A-409	9W	36V	200mA	90	2700K	110°	864lm	850lm	ON-OFF TRIAC 1-10V DALI
	9W	36V	200mA	90	3000K	110°	936lm	921lm	ON-OFF TRIAC 1-10V DALI
	9W	36V	200mA	90	3500K	110°	972lm	956lm	ON-OFF TRIAC 1-10V DALI
	9W	36V	200mA	90	4000K	110°	1008lm	992lm	ON-OFF TRIAC 1-10V DALI
	9W	36V	200mA	90	5000K	110°	1022lm	1006lm	ON-OFF TRIAC 1-10V DALI



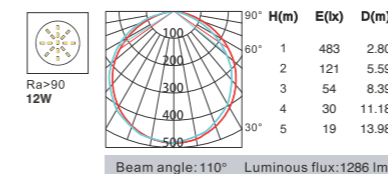
Model	Power	LED Voltage	LED Current	CRI	CCT	Beam Angle	LED Output	System Output	Dimming Type
KS-D2-A-412	12W	36V	300MA	90	2700K	110°	1296lm	1139lm	ON-OFF TRIAC 1-10V DALI
	12W	36V	300MA	90	3000K	110°	1404lm	1260lm	ON-OFF TRIAC 1-10V DALI
	12W	36V	300MA	90	3500K	110°	1458lm	1271lm	ON-OFF TRIAC 1-10V DALI
	12W	36V	300MA	90	4000K	110°	1512lm	1292lm	ON-OFF TRIAC 1-10V DALI
	12W	36V	300MA	90	5000K	110°	1534lm	1315lm	ON-OFF TRIAC 1-10V DALI
KS-D2-A-415	15W	36V	350MA	90	2700K	110°	1512lm	1364lm	ON-OFF TRIAC 1-10V DALI
	15W	36V	350MA	90	3000K	110°	1638lm	1443lm	ON-OFF TRIAC 1-10V DALI
	15W	36V	350MA	90	3500K	110°	1701lm	1522lm	ON-OFF TRIAC 1-10V DALI
	15W	36V	350MA	90	4000K	110°	1764lm	1550lm	ON-OFF TRIAC 1-10V DALI
	15W	36V	350MA	90	5000K	110°	1789lm	1574lm	ON-OFF TRIAC 1-10V DALI



KS2-D2-A-3 Series

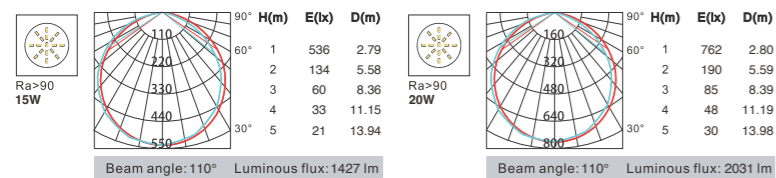


Model	Power	LED Voltage	LED Current	CRI	CCT	Beam Angle	LED Output	System Output	Dimming Type
KS-D2-A-612	12W	36V	300MA	90	2700K	110°	1296lm	1163lm	ON-OFF TRIAC 1-10V DALI
	12W	36V	300MA	90	3000K	110°	1404lm	1286lm	ON-OFF TRIAC 1-10V DALI
	12W	36V	300MA	90	3500K	110°	1458lm	1297lm	ON-OFF TRIAC 1-10V DALI
	12W	36V	300MA	90	4000K	110°	1512lm	1319lm	ON-OFF TRIAC 1-10V DALI
	12W	36V	300MA	90	5000K	110°	1534lm	1342lm	ON-OFF TRIAC 1-10V DALI

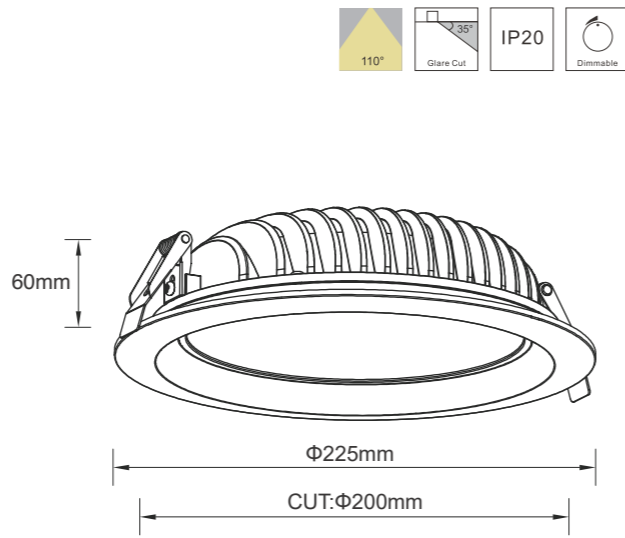


KS2-D2-A-3 Series

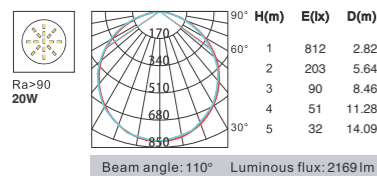
Model	Power	LED Voltage	LED Current	CRI	CCT	Beam Angle	LED Output	System Output	Dimming Type
KS-D2-A-615	15W	36V	350MA	90	2700K	110°	1512lm	1349lm	ON-OFF TRIAC 1-10V DALI
	15W	36V	350MA	90	3000K	110°	1638lm	1427lm	ON-OFF TRIAC 1-10V DALI
	15W	36V	350MA	90	3500K	110°	1701lm	1505lm	ON-OFF TRIAC 1-10V DALI
	15W	36V	350MA	90	4000K	110°	1764lm	1533lm	ON-OFF TRIAC 1-10V DALI
	15W	36V	350MA	90	5000K	110°	1789lm	1557lm	ON-OFF TRIAC 1-10V DALI
KS-D2-A-620	20W	36V	500MA	90	2700K	110°	2160lm	1926lm	ON-OFF TRIAC 1-10V DALI
	20W	36V	500MA	90	3000K	110°	2340lm	2031lm	ON-OFF TRIAC 1-10V DALI
	20W	36V	500MA	90	3500K	110°	2430lm	2142lm	ON-OFF TRIAC 1-10V DALI
	20W	36V	500MA	90	4000K	110°	2520lm	2179lm	ON-OFF TRIAC 1-10V DALI
	20W	36V	500MA	90	5000K	110°	2556lm	2216lm	ON-OFF TRIAC 1-10V DALI



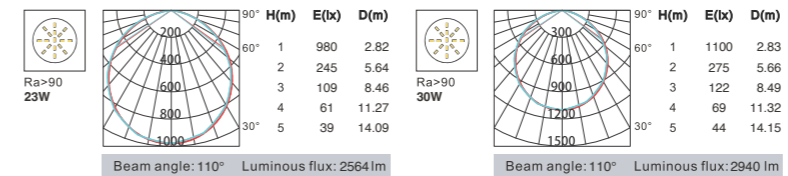
KS2-D2-A-3 Series



Model	Power	LED Voltage	LED Current	CRI	CCT	Beam Angle	LED Output	System Output	Dimming Type
KS-D2-A-820	20W	36V	500MA	90	2700K	110°	2160lm	2057lm	ON-OFF TRIAC 1-10V DALI
	20W	36V	500MA	90	3000K	110°	2340lm	2169lm	ON-OFF TRIAC 1-10V DALI
	20W	36V	500MA	90	3500K	110°	2430lm	2287lm	ON-OFF TRIAC 1-10V DALI
	20W	36V	500MA	90	4000K	110°	2520lm	2327lm	ON-OFF TRIAC 1-10V DALI
	20W	36V	500MA	90	5000K	110°	2556lm	2366lm	ON-OFF TRIAC 1-10V DALI



Model	Power	LED Voltage	LED Current	CRI	CCT	Beam Angle	LED Output	System Output	Dimming Type
KS-D2-A-823	23W	36V	550MA	90	2700K	110°	2376lm	2366lm	ON-OFF TRIAC 1-10V DALI
	23W	36V	550MA	90	3000K	110°	2574lm	2564lm	ON-OFF TRIAC 1-10V DALI
	23W	36V	550MA	90	3500K	110°	2673lm	2640lm	ON-OFF TRIAC 1-10V DALI
	23W	36V	550MA	90	4000K	110°	2772lm	2685lm	ON-OFF TRIAC 1-10V DALI
	23W	36V	550MA	90	5000K	110°	2812lm	2731lm	ON-OFF TRIAC 1-10V DALI
KS-D2-A-830	30W	36V	700MA	90	2700K	110°	3024lm	2659lm	ON-OFF TRIAC 1-10V DALI
	30W	36V	700MA	90	3000K	110°	3276lm	2940lm	ON-OFF TRIAC 1-10V DALI
	30W	36V	700MA	90	3500K	110°	3402lm	2965lm	ON-OFF TRIAC 1-10V DALI
	30W	36V	700MA	90	4000K	110°	3528lm	3017lm	ON-OFF TRIAC 1-10V DALI
	30W	36V	700MA	90	5000K	110°	3578lm	3068lm	ON-OFF TRIAC 1-10V DALI





DL09 Series

- Outstanding color rendition effect, meet the lighting demand of upscale places. 2700K/3000K/4000K, Ra>90
- Dark light technology with chip deeply hidden, well-designed dark light reflector with UGR≤19. Comfortable and no glare.
- Conducts the heat from the chip effectively, and ensure the lamp performance and long lifespan.
- Precise distribution and even transition. Less scattering makes vision more comfortable.

DL09 Series



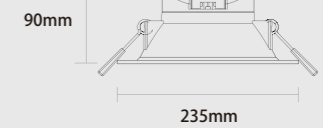
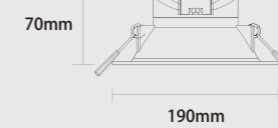
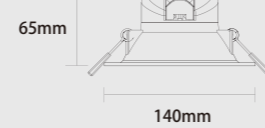
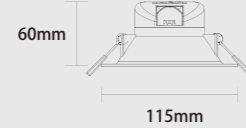
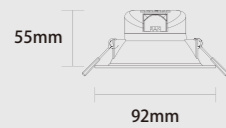
KS-DL09-A-305
Power: 5W
Cutout: 75mm
Height: 55mm

KS-DL09-A-3508
Power: 8W
Cutout: 90mm
Height: 60mm






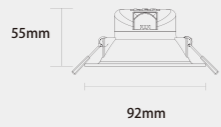
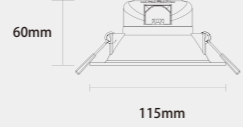
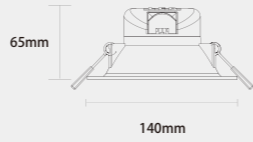
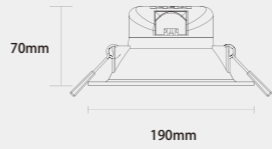
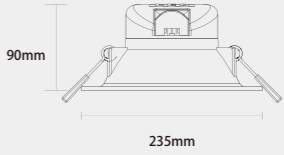
KS-DL09-A-412
Power: 12W
Cutout: 120mm
Height: 65mm

KS-DL09-A-618
Power: 18W
Cutout: 150mm
Height: 70mm

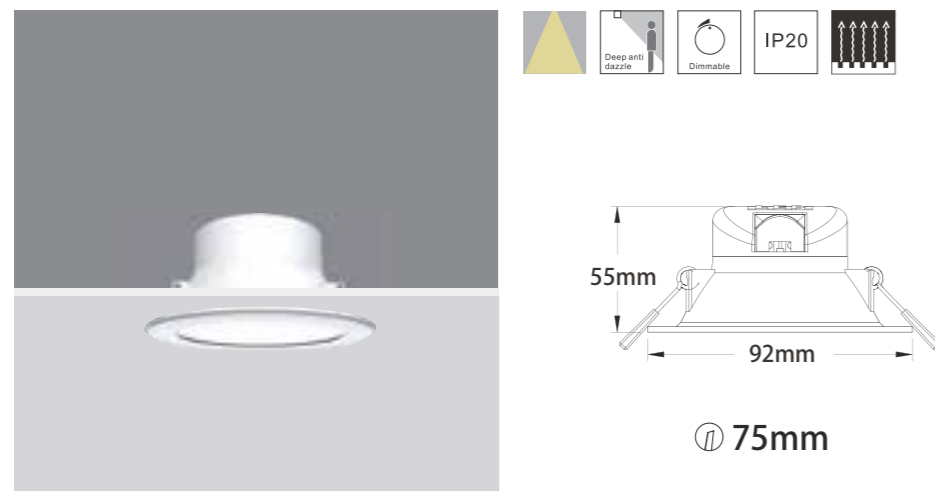
KS-DL09-A-825
Power: 25W
Cutout: 200mm
Height: 90mm




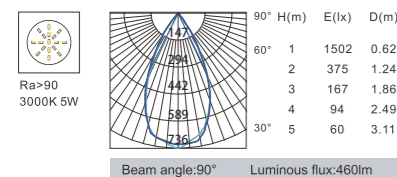
DL09 Series

Model	KS-DL09-A-305	KS-DL09-A-308	KS-DL09-A-412		KS-DL09-A-618	KS-DL09-A-825
Product Photo						
Dimension(mm)						
Cutout(mm)	75	90	120		150	200
Wattage	5W	8W	12W		18W	25W
CCT	2700K 3000K 3500K 4000K	2700K 3000K 3500K 4000K	2700K 3000K 3500K 4000K		2700K 3000K 3500K 4000K	2700K 3000K 3500K 4000K
CRI	>90	>90	>90		>90	>90
Beam Angle	90°	90°	90°		90°	90°
Lumen	460LM	735LM	1080LM		1630LM	2274LM
IP	IP20	IP20	IP20		IP20	IP20
Colour	White	White	White		White	White

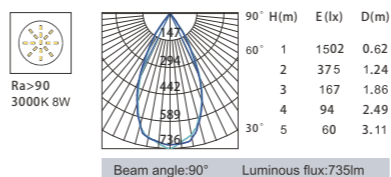
DL09 Series



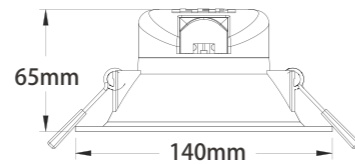
Model	Power	LED voltage	LED Current	CRI	CCT	Beam Angle	LED Output	System output	Dimming Type
KAS-DL09-A-305	5W	34V	120mA	90	2700K	90°	485lm	437lm	ON-OFF
	5W	34V	120mA	90	3000K	90°	510lm	460lm	ON-OFF
	5W	34V	120mA	90	4000K	90°	535lm	482lm	ON-OFF



Model	Power	LED voltage	LED Current	CRI	CCT	Beam Angle	LED Output	System output	Dimming Type
KAS-DL09-A-3058	8W	34V	230mA	90	2700K	90°	935lm	706lm	ON-OFF
	8W	34V	230mA	90	3000K	90°	973lm	735lm	ON-OFF
	8W	34V	230mA	90	4000K	90°	989lm	747lm	ON-OFF

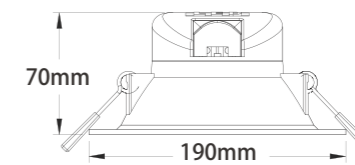
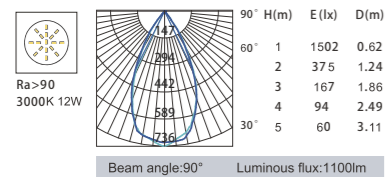


DL09 Series



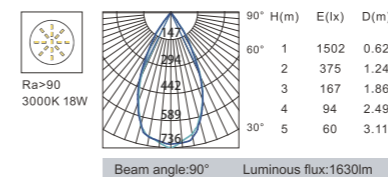
⌀ 120mm

Model	Power	LED voltage	LED Current	CRI	CCT	Beam Angle	LED Output	System output	Dimming Type
KAS-DL09-A-412	12W	34V	300mA	90	2700K	90°	1123lm	992lm	ON-OFF
	12W	34V	300mA	90	3000K	90°	1245lm	1100lm	ON-OFF
	12W	34V	300mA	90	4000K	90°	1310lm	1157lm	ON-OFF

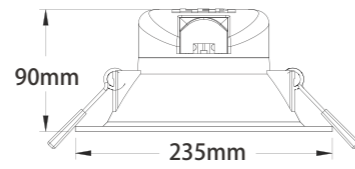
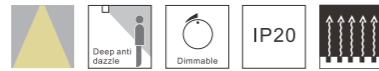


⌀ 150mm

Model	Power	LED voltage	LED Current	CRI	CCT	Beam Angle	LED Output	System output	Dimming Type
KAS-DL09-A-618	18W	34V	500mA	90	2700K	90°	1683lm	1571lm	ON-OFF
	18W	34V	500mA	90	3000K	90°	1746lm	1630lm	ON-OFF
	18W	34V	500mA	90	4000K	90°	1855lm	1731lm	ON-OFF

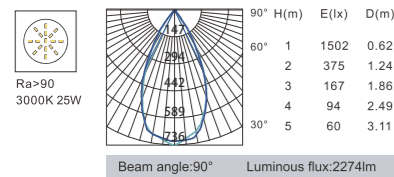


DL09 Series

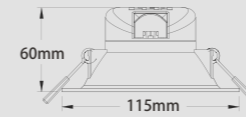


⌀ 200mm

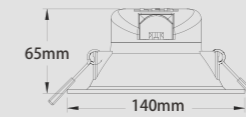
Model	Power	LED voltage	LED Current	CRI	CCT	Beam Angle	LED Output	System output	Dimming Type
KAS-DL09-A-825	25W	36V	600mA	90	2700K	90°	2556lm	2188lm	ON-OFF
	25W	36V	600mA	90	3000K	90°	2656lm	2274lm	ON-OFF
	25W	36V	600mA	90	4000K	90°	2696lm	2308lm	ON-OFF



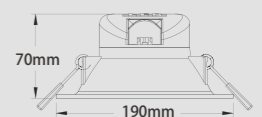
KS-DL09-B-3508
Power: 8W
Cutout: 90mm
Height: 60mm



KS-DL09-B-412
Power: 12W
Cutout: 120mm
Height: 70mm




KS-DL09-B-618
Power: 18W
Cutout: 150mm
Height: 70mm

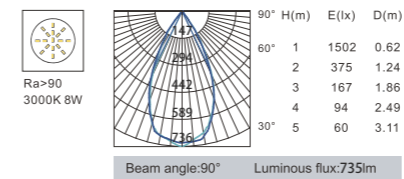


DL09 Series

Model	KS-DL09-B-308	KS-DL09-B-412	KS-DL09-B-618
Product Photo			
Dimension(mm)			
Cutout(mm)	90	120	150
Wattage	8W	12W	18W
CCT	3000K 3500K 4000K 6000K	3000K 3500K 4000K 6000K	3000K 3500K 4000K 6000K
CRI	>90	>90	>90
Beam Angle	90°	90°	90°
Lumen	747LM	1157LM	1737LM
IP	IP20	IP20	IP20
Colour	White	White	White



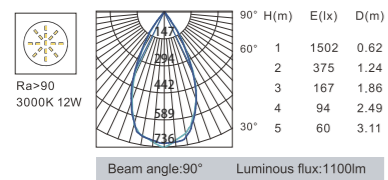
Model	Power	LED voltage	LED Current	CRI	CCT	Beam Angle	LED Output	System output	Dimming Type
 KAS-DL09-B-308	8W	34V	230mA	90	3000K - 6000K	90°	989lm	747lm	ON-OFF



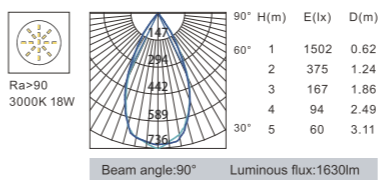
DL09 Series



Model	Power	LED voltage	LED Current	CRI	CCT	Beam Angle	LED Output	System output	Dimming Type
KAS-DL09-B-412	12W	34V	300mA	90	3000K - 6000K	90°	1310lm	1157lm	ON-OFF



Model	Power	LED voltage	LED Current	CRI	CCT	Beam Angle	LED Output	System output	Dimming Type
KAS-DL09-B-618	18W	34V	500mA	90	3000K - 6000K	90°	1855lm	1731lm	ON-OFF





T10 Series

Model	K-T10-A-50	K-T10-C-50	K-T10-D-50
Product Photo			
Dimension(mm)			
Wattage	8W	8W	8W
CCT	2700K-5000K	2700K-5000K	2700K-5000K
CRI	>90	>90	>90
Beam Angle	18°/24°/36°/50°	18°/24°/36°/50°	18°/24°/36°/50°
Lumen	LM80	LM80	LM80
IP	IP20	IP20	IP20
Dimming	TRIAC/1-10V/DALI	TRIAC/1-10V/DALI	TRIAC/1-10V/DALI
Accessory	Honeycomb Filter Stripped Glass Fabric Glass	Honeycomb Filter Stripped Glass Fabric Glass	Honeycomb Filter Stripped Glass Fabric Glass
Colour	Black/White	Black/White	Black/White

Optical Accessories



Honeycomb Filter Stripped Glass Fabric Glass

T10 Series

Model	K-T10-A-72	K-T10-C-72	K-T10-D-72		K-T10-A-80	K-T10-C-80	K-T10-D-80
Product Photo							
Dimension(mm)							
Wattage	20W/25W	20W/25W	20W/25W		25W/30W	25W/30W	25W/30W
CCT	2700K-5000K	2700K-5000K	2700K-5000K		2700K-5000K	2700K-5000K	2700K-5000K
CRI	>90	>90	>90		>90	>90	>90
Beam Angle	18°/24°/36°/50°	18°/24°/36°/50°	18°/24°/36°/50°		18°/24°/36°	18°/24°/36°	18°/24°/36°
Lumen	LM80	LM80	LM80		LM80	LM80	LM80
IP	IP20	IP20	IP20		IP20	IP20	IP20
Dimming	TRIAC/1-10V/DALI	TRIAC/1-10V/DALI	TRIAC/1-10V/DALI		TRIAC/1-10V/DALI	TRIAC/1-10V/DALI	TRIAC/1-10V/DALI
Installation	Honeycomb Filter Stripped Glass Fabric Glass	Honeycomb Filter Stripped Glass Fabric Glass	Honeycomb Filter Stripped Glass Fabric Glass		Honeycomb Filter Stripped Glass Fabric Glass	Honeycomb Filter Stripped Glass Fabric Glass	Honeycomb Filter Stripped Glass Fabric Glass
Colour	Black/White	Black/White	Black/White		Black/White	Black/White	Black/White

Optical Accessories


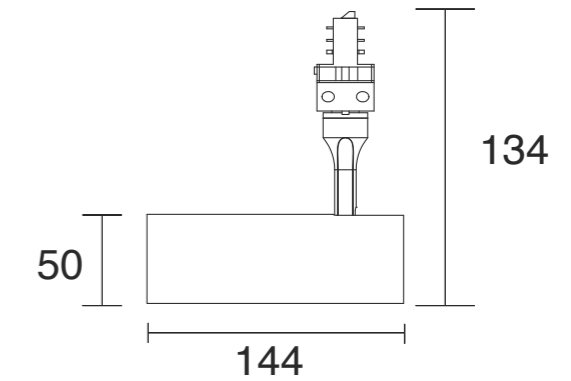


Honeycomb Filter Stripped Glass Fabric Glass

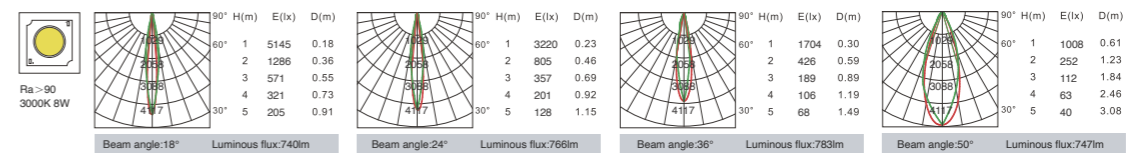
T10 Series

Model	K-T10-A-94	K-T10-C-94
Product Photo		
Dimension(mm)		
Wattage	35W/40W	35W/40W
CCT	2700K-5000K	2700K-5000K
CRI	>90	>90
Beam Angle	24°/36°	24°/36°
Lumen	LM80	LM80
IP	IP20	IP20
Dimming	TRIAC/1-10V/DALI	TRIAC/1-10V/DALI
Accessory	Honeycomb Filter Stripped Glass Fabric Glass	Honeycomb Filter Stripped Glass Fabric Glass
Colour	Black/White	Black/White


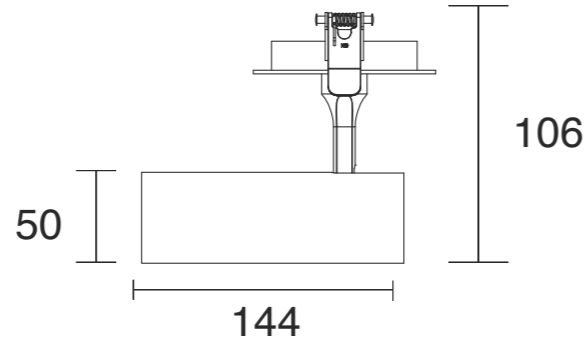
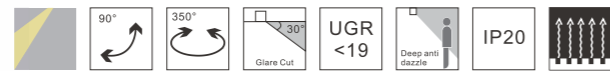
Optical Accessories



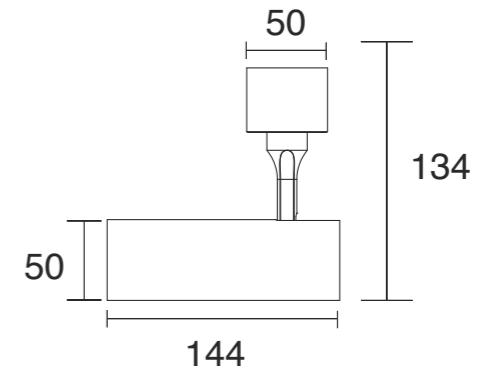
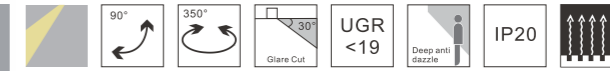
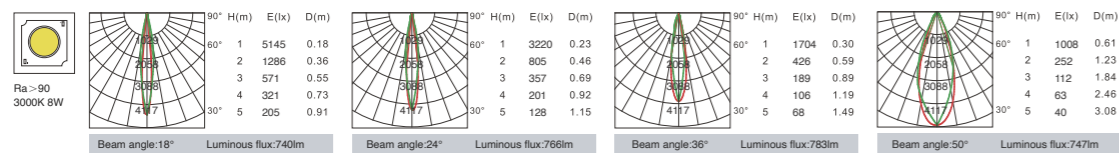
Model	Power	LED voltage	LED Current	CRI	CCT	Beam Angle	LED Output	System output	Dimming Type
K-T10-A-5008	8W	34V	200mA	90	2700K	18°	935lm	706lm	ON-OFF
						24°	935lm	732lm	TRIAC
						36°	935lm	749lm	1-10V
						50°	935lm	713lm	DALI
K-T10-A-5008	8W	34V	200mA	90	3000K	18°	973lm	740lm	ON-OFF
						24°	973lm	766lm	TRIAC
						36°	973lm	783lm	1-10V
						50°	973lm	747lm	DALI
K-T10-A-5008	8W	34V	200mA	90	4000K	18°	989lm	747lm	ON-OFF
						24°	989lm	771lm	TRIAC
						36°	989lm	790lm	1-10V
						50°	989lm	754lm	DALI



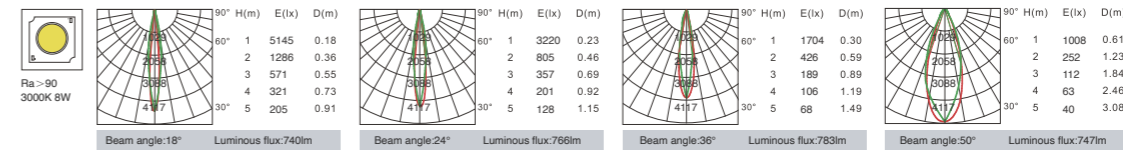
T10 Series



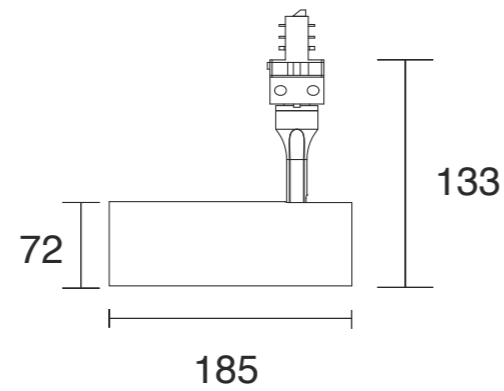
Model	Power	LED voltage	LED Current	CRI	CCT	Beam Angle	LED Output	System output	Dimming Type
K-T10-C-5008	8W	34V	200mA	90	2700K	18°	935lm	706lm	ON-OFF
						24°	935lm	732lm	TRIAC
						36°	935lm	749lm	1-10V
						50°	935lm	713lm	DALI
8W	34V	200mA	90	3000K	18°	973lm	740lm	ON-OFF	
					24°	973lm	766lm	TRIAC	
					36°	973lm	783lm	1-10V	
					50°	973lm	747lm	DALI	
8W	34V	200mA	90	4000K	18°	989lm	747lm	ON-OFF	
					24°	989lm	771lm	TRIAC	
					36°	989lm	790lm	1-10V	
					50°	989lm	754lm	DALI	



Model	Power	LED voltage	LED Current	CRI	CCT	Beam Angle	LED Output	System output	Dimming Type
K-T10-D-5008	8W	34V	200mA	90	2700K	18°	935lm	706lm	ON-OFF
						24°	935lm	732lm	TRIAC
						36°	935lm	749lm	1-10V
						50°	935lm	713lm	DALI
8W	34V	200mA	90	3000K	18°	973lm	740lm	ON-OFF	
					24°	973lm	766lm	TRIAC	
					36°	973lm	783lm	1-10V	
					50°	973lm	747lm	DALI	
8W	34V	200mA	90	4000K	18°	989lm	747lm	ON-OFF	
					24°	989lm	771lm	TRIAC	
					36°	989lm	790lm	1-10V	
					50°	989lm	754lm	DALI	

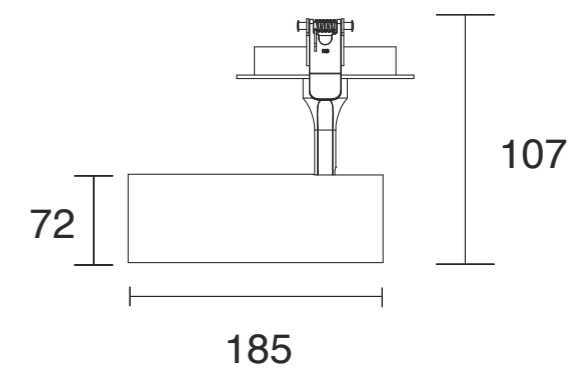
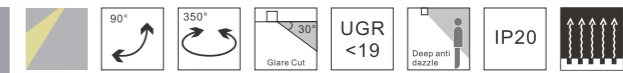
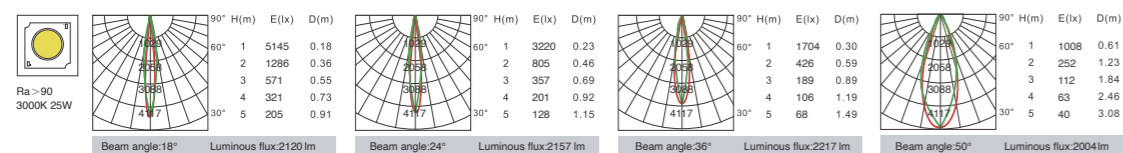
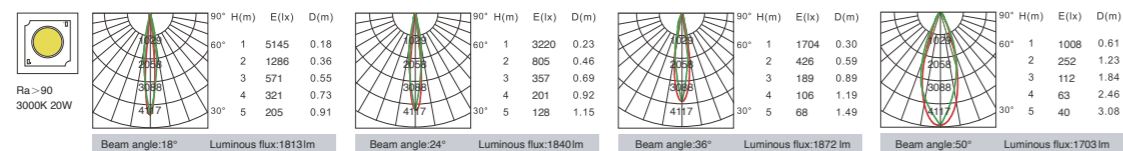


T10 Series



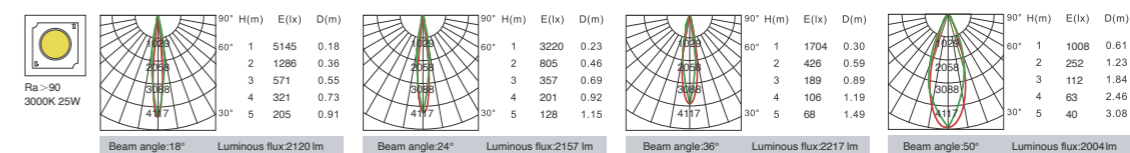
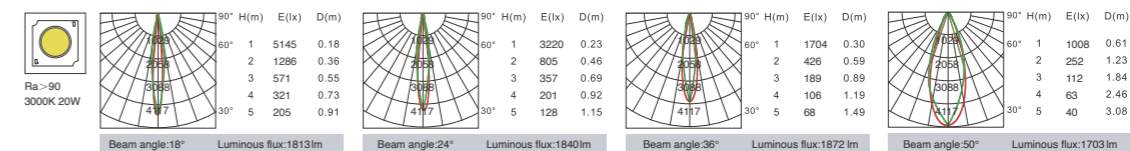
Honeycomb Filter Stripped Glass Fabric Glass

Model	Power	LED voltage	LED Current	CRI	CCT	Beam Angle	LED Output	System output	Dimming Type
K-T10-A-7220	20W	36V	500mA	90	2700K	18°	2044lm	1778lm	ON-OFF
						24°	2044lm	1805lm	TRIAC
						36°	2044lm	1837lm	1-10V
						50°	2044lm	1668lm	DALI
	20W	36V	500mA	90	3000K	18°	2124lm	1813lm	ON-OFF
						24°	2124lm	1840lm	TRIAC
						36°	2124lm	1872lm	1-10V
						50°	2124lm	1703lm	DALI
	20W	36V	500mA	90	4000K	18°	2154lm	1848lm	ON-OFF
						24°	2154lm	1875lm	TRIAC
						36°	2154lm	1907lm	1-10V
						50°	2154lm	1738lm	DALI
K-T10-A-7225	25W	36V	600mA	90	2700K	18°	2556lm	2085lm	ON-OFF
						24°	2556lm	2122lm	TRIAC
						36°	2556lm	2182lm	1-10V
						50°	2556lm	1969lm	DALI
	25W	36V	600mA	90	3000K	18°	2656lm	2120lm	ON-OFF
						24°	2656lm	2157lm	TRIAC
						36°	2656lm	2217lm	1-10V
						50°	2656lm	2004lm	DALI
	25W	36V	600mA	90	4000K	18°	2696lm	2155lm	ON-OFF
						24°	2696lm	2192lm	TRIAC
						36°	2696lm	2252lm	1-10V
						50°	2696lm	2039lm	DALI


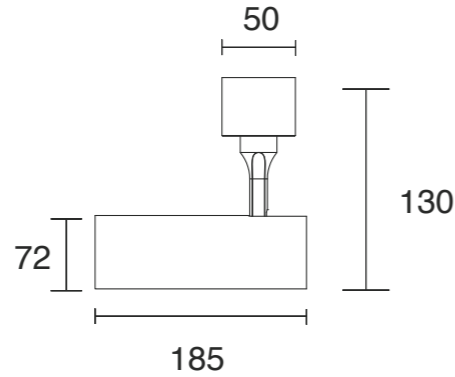
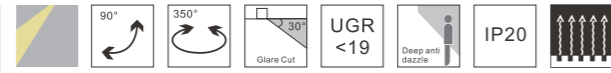


Honeycomb Filter Stripped Glass Fabric Glass


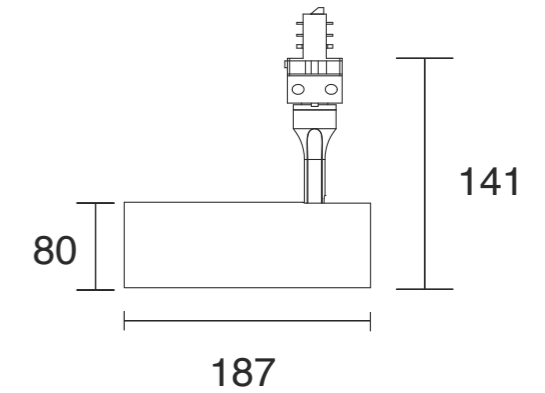
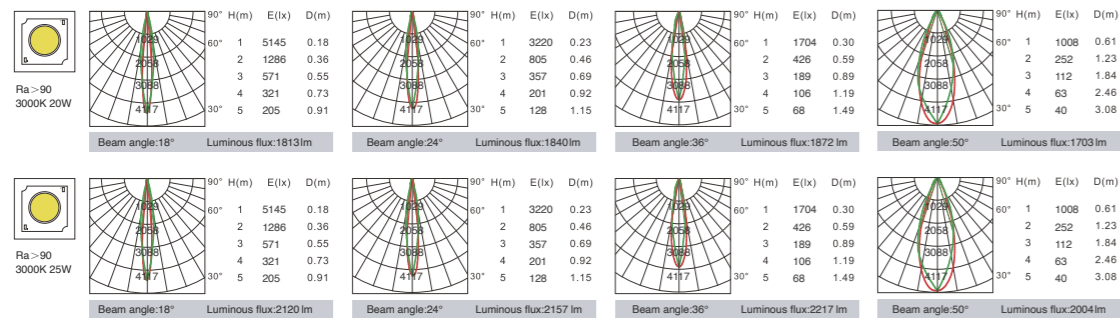
Model	Power	LED voltage	LED Current	CRI	CCT	Beam Angle	LED Output	System output	Dimming Type
K-T10-C-7220	20W	36V	500mA	90	2700K	18°	2044lm	1778lm	ON-OFF
						24°	2044lm	1805lm	TRIAC
						36°	2044lm	1837lm	1-10V
						50°	2044lm	1668lm	DALI
	20W	36V	500mA	90	3000K	18°	2124lm	1813lm	ON-OFF
						24°	2124lm	1840lm	TRIAC
						36°	2124lm	1872lm	1-10V
						50°	2124lm	1703lm	DALI
	20W	36V	500mA	90	4000K	18°	2154lm	1848lm	ON-OFF
						24°	2154lm	1875lm	TRIAC
						36°	2154lm	1907lm	1-10V
						50°	2154lm	1738lm	DALI
K-T10-C-7225	25W	36V	600mA	90	2700K	18°	2556lm	2085lm	ON-OFF
						24°	2556lm	2122lm	TRIAC
						36°	2556lm	2182lm	1-10V
						50°	2556lm	1969lm	DALI
	25W	36V	600mA	90	3000K	18°	2656lm	2120lm	ON-OFF
						24°	2656lm	2157lm	TRIAC
						36°	2656lm	2217lm	1-10V
						50°	2656lm	2004lm	DALI
	25W	36V	600mA	90	4000K	18°	2696lm	2155lm	ON-OFF
						24°	2696lm	2192lm	TRIAC
						36°	2696lm	2252lm	1-10V
						50°	2696lm	2039lm	DALI



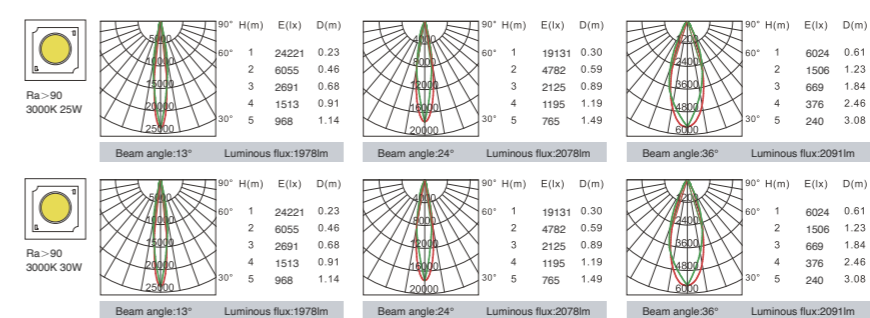
T10 Series



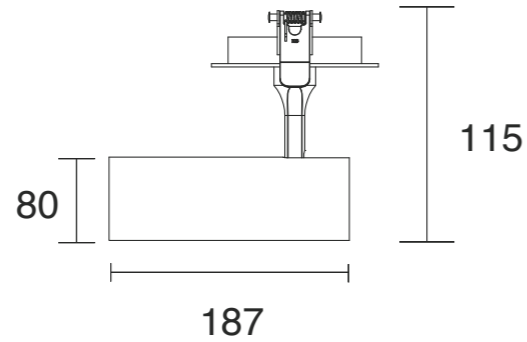
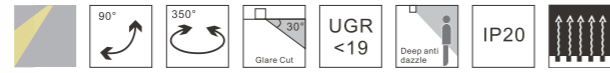
Model	Power	LED voltage	LED Current	CRI	CCT	Beam Angle	LED Output	System output	Dimming Type
K-T10-D-7220	20W	36V	500mA	90	2700K	18°	2556lm	1778lm	ON-OFF
						24°	2556lm	1805lm	TRIAC
						36°	2556lm	1837lm	1-10V
						50°	2556lm	1668lm	DALI
	20W	36V	500mA	90	3000K	18°	2656lm	1813lm	ON-OFF
						24°	2656lm	1840lm	TRIAC
						36°	2656lm	1872lm	1-10V
						50°	2656lm	1703lm	DALI
	20W	36V	500mA	90	4000K	18°	2696lm	1848lm	ON-OFF
						24°	2696lm	1875lm	TRIAC
						36°	2696lm	1907lm	1-10V
						50°	2696lm	1738lm	DALI
K-T10-D-7225	25W	36V	600mA	90	2700K	18°	2556lm	2085lm	ON-OFF
						24°	2556lm	2122lm	TRIAC
						36°	2556lm	2182lm	1-10V
						50°	2556lm	1969lm	DALI
	25W	36V	600mA	90	3000K	18°	2656lm	2120lm	ON-OFF
						24°	2656lm	2157lm	TRIAC
						36°	2656lm	2217lm	1-10V
						50°	2656lm	2004lm	DALI
	25W	36V	600mA	90	4000K	18°	2696lm	2155lm	ON-OFF
						24°	2696lm	2192lm	TRIAC
						36°	2696lm	2252lm	1-10V
						50°	2696lm	2039lm	DALI



Model	Power	LED voltage	LED Current	CRI	CCT	Beam Angle	LED Output	System output	Dimming Type
K-T10-A-8025	25W	36V	600mA	90	2700K	13°	2556lm	1943lm	ON-OFF
						20°	2556lm	2043lm	TRIAC
						36°	2556lm	2056lm	1-10V
						36°	2556lm	2056lm	DALI
	25W	36V	600mA	90	3000K	13°	2656lm	1978lm	ON-OFF
						20°	2656lm	2078lm	TRIAC
						36°	2656lm	2091lm	1-10V
						36°	2656lm	2091lm	DALI
	25W	36V	600mA	90	4000K	13°	2696lm	2013lm	ON-OFF
						20°	2696lm	2113lm	TRIAC
						36°	2696lm	2126lm	1-10V
						36°	2696lm	2126lm	DALI
K-T10-A-8030	30W	36V	700mA	90	2700K	13°	2990lm	2555lm	ON-OFF
						20°	2990lm	1543lm	TRIAC
						36°	2990lm	2771lm	1-10V
						36°	2990lm	2771lm	DALI
	30W	36V	700mA	90	3000K	13°	3107lm	2596lm	ON-OFF
						20°	3107lm	2584lm	TRIAC
						36°	3107lm	2810lm	1-10V
						36°	3107lm	2810lm	DALI
	30W	36V	700mA	90	4000K	13°	3154lm	2637lm	ON-OFF
						20°	3154lm	2625lm	TRIAC
						36°	3154lm	2851lm	1-10V
						36°	3154lm	2851lm	DALI


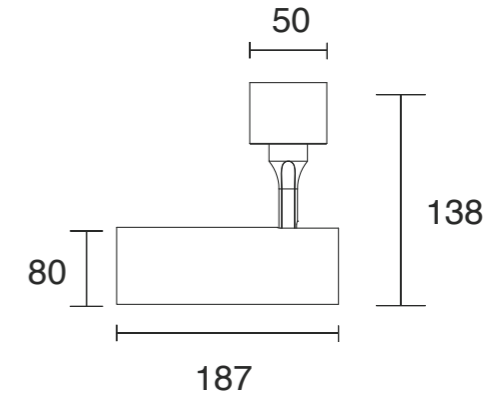
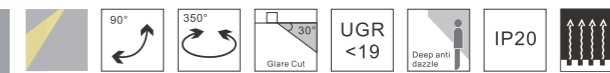
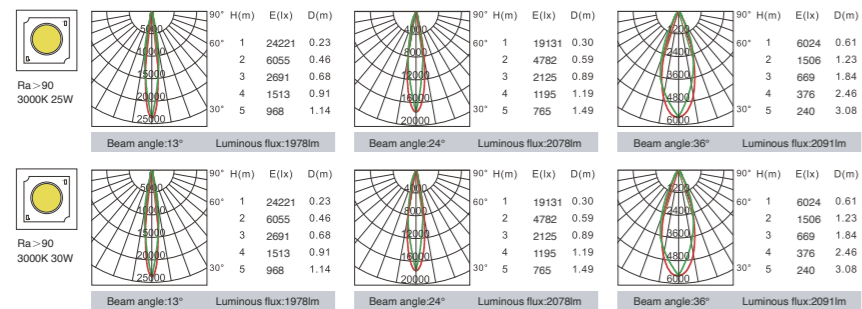


T10 Series



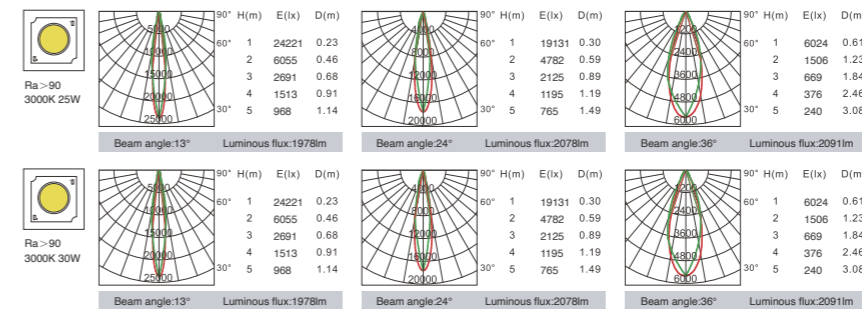
Honeycomb Filter Stripped Glass Fabric Glass

Model	Power	LED voltage	LED Current	CRI	CCT	Beam Angle	LED Output	System output	Dimming Type
K-T10-C-8025	25W	36V	600mA	90	2700K	13°	2556lm	1943lm	ON-OFF TRIAC
						20°	2556lm	2043lm	1-10V
						36°	2556lm	2056lm	DALI
	25W	36V	600mA	90	3000K	13°	2656lm	1978lm	ON-OFF TRIAC
						20°	2656lm	2078lm	1-10V
						36°	2656lm	2091lm	DALI
	25W	36V	600mA	90	4000K	13°	2696lm	2013lm	ON-OFF TRIAC
						20°	2696lm	2113lm	1-10V
						36°	2696lm	2126lm	DALI
K-T10-C-8030	30W	36V	700mA	90	2700K	13°	2990lm	2555lm	ON-OFF TRIAC
						20°	2990lm	1543lm	1-10V
						36°	2990lm	2771lm	DALI
	30W	36V	700mA	90	3000K	13°	3107lm	2596lm	ON-OFF TRIAC
						20°	3107lm	2584lm	1-10V
						36°	3107lm	2810lm	DALI
	30W	36V	700mA	90	4000K	13°	3154lm	2637lm	ON-OFF TRIAC
						20°	3154lm	2625lm	1-10V
						36°	2154lm	2851lm	DALI


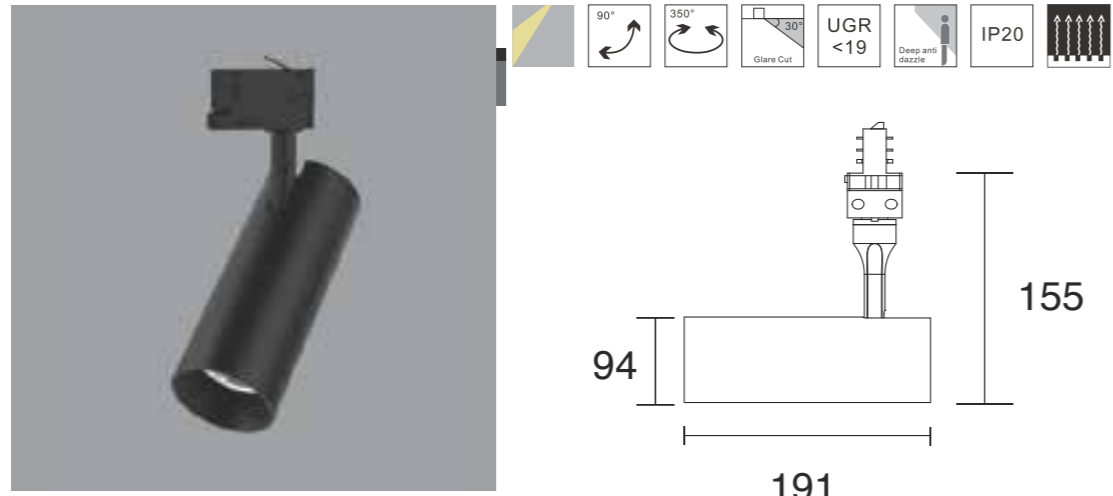


Honeycomb Filter Stripped Glass Fabric Glass

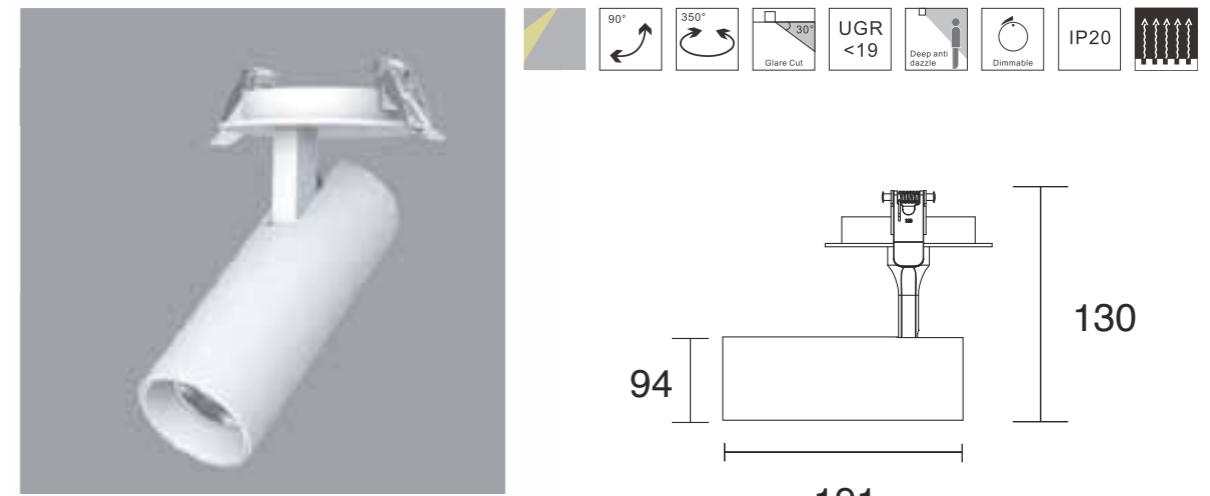
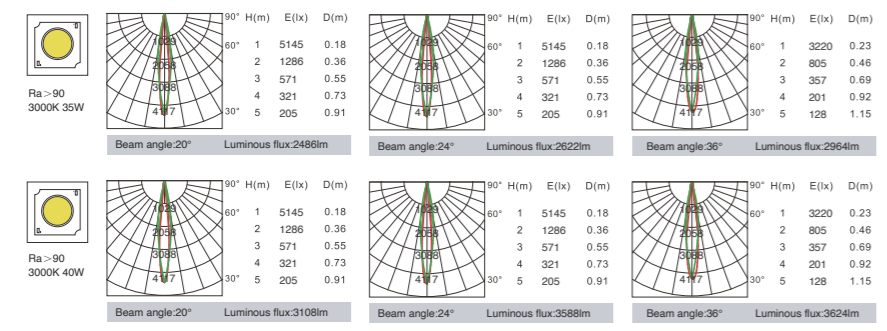
Model	Power	LED voltage	LED Current	CRI	CCT	Beam Angle	LED Output	System output	Dimming Type
K-T10-D-8025	25W	36V	600mA	90	2700K	13°	2556lm	1943lm	ON-OFF TRIAC
						20°	2556lm	2043lm	1-10V
						36°	2556lm	2056lm	DALI
	25W	36V	600mA	90	3000K	13°	2656lm	1978lm	ON-OFF TRIAC
						20°	2656lm	2078lm	1-10V
						36°	2656lm	2091lm	DALI
	25W	36V	600mA	90	4000K	13°	2696lm	2013lm	ON-OFF TRIAC
						20°	2696lm	2113lm	1-10V
						36°	2696lm	2126lm	DALI
K-T10-D-8030	30W	36V	700mA	90	2700K	13°	2990lm	2555lm	ON-OFF TRIAC
						20°	2990lm	1543lm	1-10V
						36°	2990lm	2771lm	DALI
	30W	36V	700mA	90	3000K	13°	3107lm	2596lm	ON-OFF TRIAC
						20°	3107lm	2584lm	1-10V
						36°	3107lm	2810lm	DALI
	30W	36V	700mA	90	4000K	13°	3154lm	2637lm	ON-OFF TRIAC
						20°	3154lm	2625lm	1-10V
						36°	2154lm	2851lm	DALI



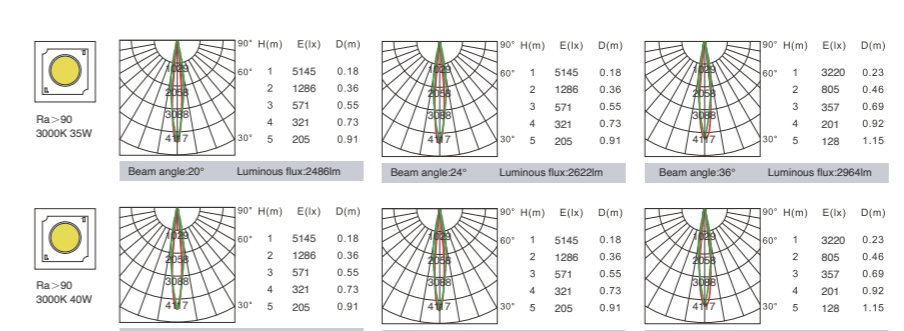
T10 Series



Model	Power	LED voltage	LED Current	CRI	CCT	Beam Angle	LED Output	System output	Dimming Type
K-T10-A-9435	35W	36V	900mA	90	2700K	20°	3266lm	2632lm	ON-OFF DALI
						24°	3266lm	2776lm	
						36°	3266lm	2258lm	
K-T10-A-9440	35W	36V	900mA	90	3000K	20°	3389lm	2734lm	ON-OFF DALI
						24°	3389lm	2884lm	
						36°	3389lm	3260lm	
K-T10-A-9440	35W	36V	900mA	90	4000K	20°	3547lm	2862lm	ON-OFF DALI
						24°	3547lm	3018lm	
						36°	3547lm	3412lm	
K-T10-A-9440	40W	36V	1000mA	90	2700K	20°	3708lm	2991lm	ON-OFF DALI
						24°	3708lm	3453lm	
						36°	3708lm	3488lm	
K-T10-A-9440	40W	36V	1000mA	90	3000K	20°	3852lm	3108lm	ON-OFF DALI
						24°	3852lm	3588lm	
						36°	3852lm	3624lm	
K-T10-A-9440	40W	36V	1000mA	90	4000K	20°	4032lm	3253lm	ON-OFF DALI
						24°	4032lm	3755lm	
						36°	4032lm	3793lm	



Model	Power	LED voltage	LED Current	CRI	CCT	Beam Angle	LED Output	System output	Dimming Type
K-T10-C-9435	35W	36V	900mA	90	2700K	20°	3266lm	2632lm	ON-OFF DALI
						24°	3266lm	2776lm	
						36°	3266lm	2258lm	
K-T10-C-9440	35W	36V	900mA	90	3000K	20°	3389lm	2734lm	ON-OFF DALI
						24°	3389lm	2884lm	
						36°	3389lm	3260lm	
K-T10-C-9440	35W	36V	900mA	90	4000K	20°	3547lm	2862lm	ON-OFF DALI
						24°	3547lm	3018lm	
						36°	3547lm	3412lm	
K-T10-C-9440	40W	36V	1000mA	90	2700K	20°	3708lm	2991lm	ON-OFF DALI
						24°	3708lm	3453lm	
						36°	3708lm	3488lm	
K-T10-C-9440	40W	36V	1000mA	90	3000K	20°	3852lm	3108lm	ON-OFF DALI
						24°	3852lm	3588lm	
						36°	3852lm	3624lm	
K-T10-C-9440	40W	36V	1000mA	90	4000K	20°	4032lm	3253lm	ON-OFF DALI
						24°	4032lm	3755lm	
						36°	4032lm	3793lm	




T10 Series



-High quality LED cob light source is adopted, and the luminous efficiency is up to 80lm / W
 -It can be adjusted 350 degrees horizontally and 90 degrees vertically to make the projection angle more accurate - deep hiding anti dazzle, driving built-in
 -Using LED optical lens, the angle is accurate and the transition is uniform
 -The use of high-quality die-casting aluminum radiator and passive heat dissipation can effectively dissipate the heat of the chip, so as to ensure the reasonable thermal performance and long service life of the lamp body

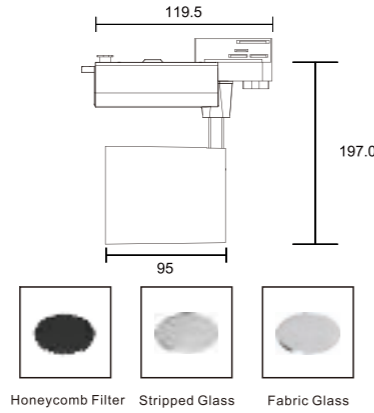
Model	KAS-TL23-A-95	KAS-TL23-A-110
Product Photo		
Dimension(mm)		
Wattage	30W/35W	40W
CCT	3000K/3500K/4000K	3000K/3500K/4000K
CRI	>90	>90
Beam Angle	15°/20°/36°/60°	15°/24°/40°
Lumen	1600-2403LM	1865-1902LM
IP	IP 20	IP 20
Dimming	TRIAC/1-10V/DALI	TRIAC/1-10V/DALI
Accessory	1-phase track 2-phase track 3-phase track	1-phase track 2-phase track 3-phase track
Colour	Black/White	Black/White

Optical Accessories


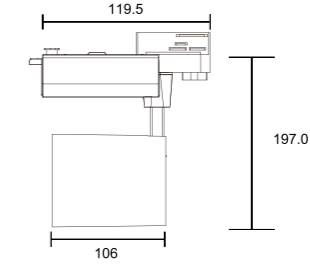
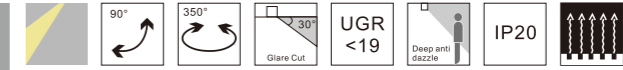


Honeycomb Filter Stripped Glass Fabric Glass

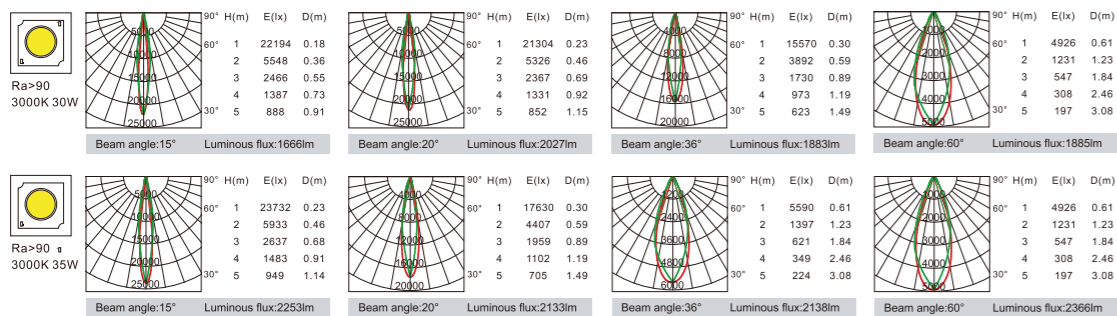
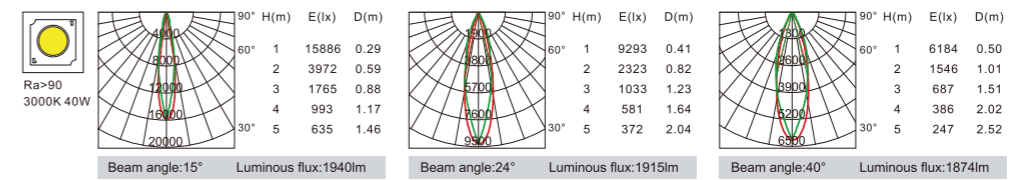
T10 Series



Model	Power	LED voltage	LED Current	CRI	CCT	Beam Angle	LED Output	System output	Dimming Type
KAS-TL23-A-9530	30W	34V	700mA	90	2700K	15°	2853lm	1600lm	ON-OFF TRIAC
						20°	2853lm	1947lm	1-10V DALI
						36°	2853lm	1808lm	
						55°	2853lm	1810lm	
	30W	34V	700mA	90	3000K	15°	2970lm	1666lm	ON-OFF TRIAC
						20°	2970lm	2027lm	1-10V DALI
						36°	2970lm	1883lm	
						55°	2970lm	1885lm	
	30W	34V	700mA	90	4000K	15°	3018lm	1692lm	ON-OFF TRIAC
						20°	3018lm	2059lm	1-10V DALI
						36°	3018lm	1913lm	
						55°	3018lm	1915lm	
KAS-TL23-A-9535	35W	34V	800mA	90	2700K	15°	3261lm	2162lm	ON-OFF TRIAC
						20°	3261lm	2049lm	1-10V DALI
						36°	3261lm	2054lm	
						55°	3261lm	2273lm	
	35W	34V	800mA	90	3000K	15°	3394lm	2253lm	ON-OFF TRIAC
						20°	3394lm	2133lm	1-10V DALI
						36°	3394lm	2138lm	
						55°	3394lm	2366lm	
	35W	34V	800mA	90	4000K	15°	3448lm	2288lm	ON-OFF TRIAC
						20°	3448lm	2166lm	1-10V DALI
						36°	3448lm	2172lm	
						55°	3448lm	2403lm	



Model	Power	LED voltage	LED Current	CRI	CCT	Beam Angle	LED Output	System output	Dimming Type
KAS-TL23-A-1140	40W	34V	900mA	90	2700K	15°	3831lm	1865lm	ON-OFF TRIAC
						24°	3831lm	1841lm	1-10V DALI
						40°	3831lm	1802lm	
	40W	34V	900mA	90	3000K	15°	3984lm	1940lm	ON-OFF TRIAC
						24°	3984lm	1915lm	1-10V DALI
						40°	3984lm	1874lm	
40W	34V	900mA	90	4000K	15°	4045lm	1969lm	ON-OFF TRIAC	
					24°	4045lm	1944lm	1-10V DALI	
					40°	4045lm	1902lm		





T1 series spot light



Titans T1 series



KS-T1-A-50
Power: 7W/12W
Diameter: 50mm



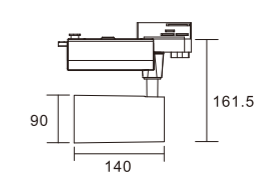
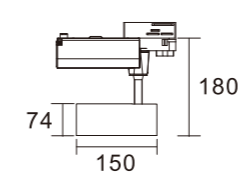
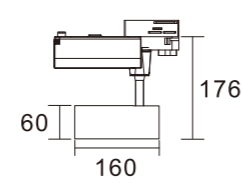
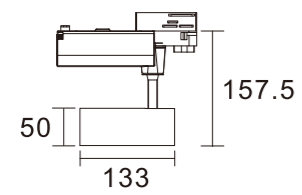
KS-T1-A-66
Power: 15W/20W
Diameter: 60mm



KS-T1-A-74
Power: 25W/30W
Diameter: 74mm



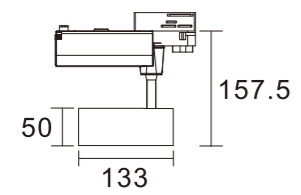
KS-T1-A-90
Power: 35W/40W
Diameter: 90mm



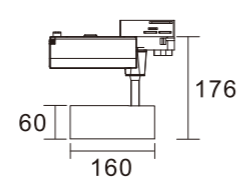
Titans T1 series



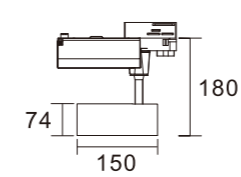
KS-T1-A-50
Power: 7W/12W
Diameter: 50mm



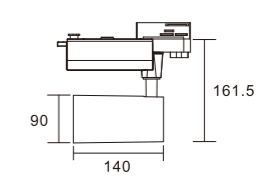
KS-T1-A-66
Power: 15W/20W
Diameter: 60mm







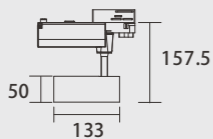
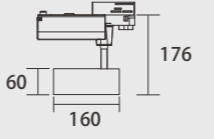
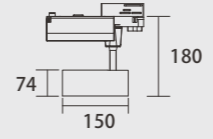
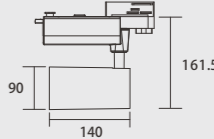
KS-T1-A-74
Power: 25W/30W
Diameter: 74mm



KS-T1-A-90
Power: 35W/40W
Diameter: 90mm



Titans T1 series





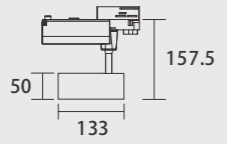
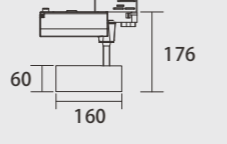
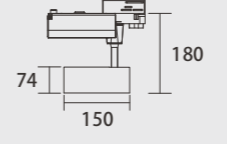
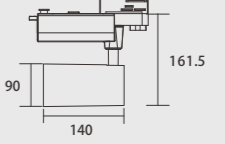
Model	KS-T1-A-50	KS-T1-A-66		KS-T1-A-74	KS-T1-A-90
Product Photo					
Dimension(mm)					
Wattage	7W/12W	15W/20W		25W/30W	35W/40W
CCT	3000K/3500K/4000K	3000K/3500K/4000K		3000K/3500K/4000K	3000K/3500K/4000K
CRI	>90	>90		>90	>90
Beam Angle	18°/24°/36°/50°	12°/18°/22°/36°		15°/24°/35°/55°	15°/24°/35°/55°
Lumen	480-806LM	1154-1885LM		2041-2633LM	2053-3688LM
IP	IP 20	IP 20		IP 20	IP 20
Dimming	TRI AC/1-10V/DALI	TRI AC/1-10V/DALI		TRI AC/1-10V/DALI	TRIAC/1-10V/DALI
Accessory	Honeycomb Filter Stripped Glass Fabric Glass	Honeycomb Filter Stripped Glass Fabric Glass		Honeycomb Filter Stripped Glass Fabric Glass	Honeycomb Filter Stripped Glass Fabric Glass
Installation	1-phase track 2-phase track 3-phase track	1-phase track 2-phase track 3-phase track		1-phase track 2-phase track 3-phase track	1-phase track 2-phase track 3-phase track
Colour	Black/White	Black/White		Black/White	Black/White

Optical Accessories



Honeycomb Filter Stripped Glass Fabric Glass

Titans T1 series

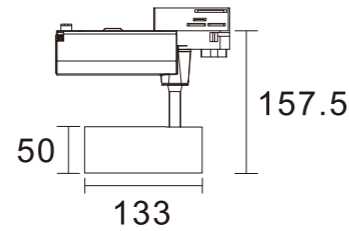
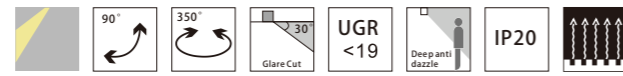
Model	KS-T1-A-50	KS-T1-A-66		KS-T1-A-74	KS-T1-A-90
Product Photo					
Dimension(mm)					
Wattage	7W/12W	15W/20W		25W/30W	35W/40W
CCT	3000K/3500K/4000K	3000K/3500K/4000K		3000K/3500K/4000K	3000K/3500K/4000K
CRI	>90	>90		>90	>90
Beam Angle	18°/24°/36°/50°	12°/18°/22°/36°		15°/24°/35°/55°	15°/24°/35°/55°
Lumen	480-806LM	1154-1885LM		2041-2633LM	2053-3688LM
IP	IP 20	IP 20		IP 20	IP 20
Dimming	TRI AC/1-10V/DALI	TRI AC/1-10V/DALI		TRI AC/1-10V/DALI	TRIAC/1-10V/DALI
Accessory	Honeycomb Filter Stripped Glass Fabric Glass	Honeycomb Filter Stripped Glass Fabric Glass		Honeycomb Filter Stripped Glass Fabric Glass	Honeycomb Filter Stripped Glass Fabric Glass
Installation	1-phase track 2-phase track 3-phase track	1-phase track 2-phase track 3-phase track		1-phase track 2-phase track 3-phase track	1-phase track 2-phase track 3-phase track
Colour	Black/White	Black/White		Black/White	Black/White

Optical Accessories

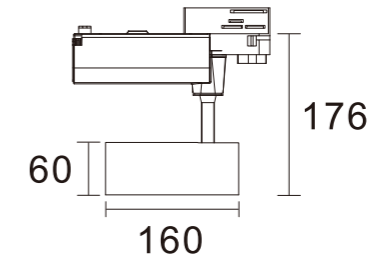
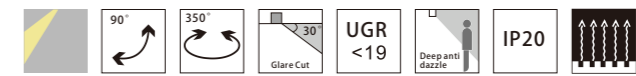


Honeycomb Filter Stripped Glass Fabric Glass

Titans T1 series

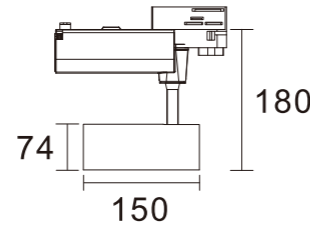
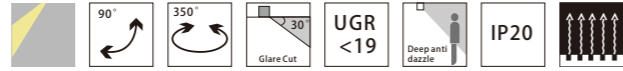


Model	Power	LED voltage	LED Current	CRI	CCT	Beam Angle	LED Output	System output	Dimming Type
KS-T1-A-5007	7W	36V	200mA	90	2700K	18°	556lm	498lm	ON-OFF
						24°	556lm	508lm	TRIAC
						36°	556lm	505lm	1-10V
	7W	36V	200mA	90	3000K	50°	556lm	503lm	DALI
						18°	577lm	497lm	ON-OFF
						24°	577lm	528lm	TRIAC
	7W	36V	200mA	90	4000K	36°	577lm	525lm	1-10V
						50°	577lm	522lm	DALI
						18°	604lm	831lm	ON-OFF
KS-T1-A-5012	12W	36V	300mA	90	2700K	24°	604lm	552lm	TRIAC
						36°	604lm	549lm	1-10V
						50°	604lm	546lm	DALI
	12W	36V	300mA	90	3000K	18°	1112lm	860lm	ON-OFF
						24°	1112lm	906lm	TRIAC
						36°	1112lm	906lm	1-10V
12W	36V	300mA	90	4000K	50°	1112lm	884lm	DALI	
					18°	1155lm	894lm	ON-OFF	
					24°	1155lm	939lm	TRIAC	
12W	36V	300mA	90	4000K	36°	1155lm	939lm	1-10V	
					50°	1155lm	919lm	DALI	
					18°	1209lm	935lm	ON-OFF	
12W	36V	300mA	90	4000K	24°	1209lm	982lm	TRIAC	
					36°	1209lm	982lm	1-10V	
					50°	1209lm	961lm	DALI	

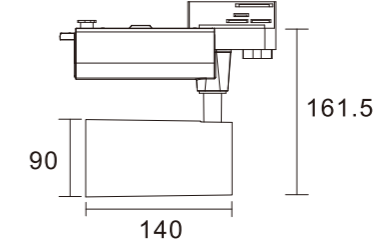
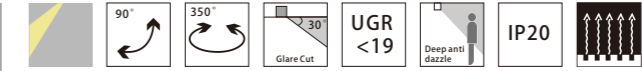
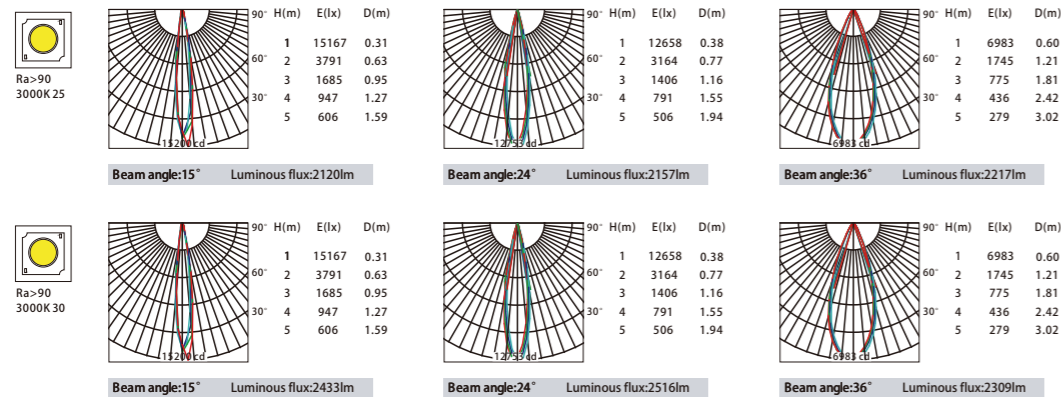


Model	Power	LED voltage	LED Current	CRI	CCT	Beam Angle	LED Output	System output	Dimming Type
KS-T1-A-6615	15W	36V	350mA	90	2700K	12°	1297lm	1118lm	ON-OFF
						18°	1297lm	1154lm	TRIAC
						22°	1297lm	1118lm	1-10V
	15W	36V	350mA	90	3000K	36°	1297lm	1158lm	DALI
						12°	1348lm	1163lm	ON-OFF
						18°	1348lm	1200lm	TRIAC
	15W	36V	350mA	90	4000K	22°	1348lm	1163lm	1-10V
						36°	1348lm	1204lm	DALI
						12°	1411lm	1217lm	ON-OFF
15W	36V	350mA	90	4000K	18°	1411lm	1256lm	TRIAC	
					22°	1411lm	1217lm	1-10V	
					36°	1411lm	1260lm	DALI	
KS-T1-A-6620	20W	36V	500mA	90	2700K	12°	1854lm	1503lm	ON-OFF
						18°	1854lm	1646lm	TRIAC
						22°	1854lm	1624lm	1-10V
	20W	36V	500mA	90	3000K	36°	1854lm	1733lm	DALI
						12°	1926lm	1562lm	ON-OFF
						18°	1926lm	1710lm	TRIAC
20W	36V	500mA	90	4000K	22°	1926lm	1688lm	1-10V	
					36°	1926lm	1801lm	DALI	
					12°	2016lm	1634lm	ON-OFF	
20W	36V	500mA	90	4000K	18°	2016lm	1789lm	TRIAC	
					22°	2016lm	1766lm	1-10V	
					36°	2016lm	1885lm	DALI	

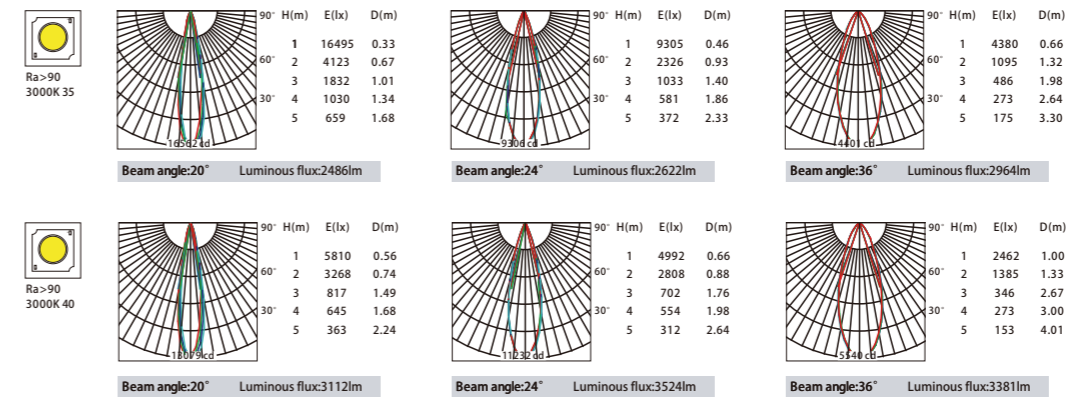
Titans T1 series



Model	Power	LED voltage	LED Current	CRI	CCT	Beam Angle	LED Output	System output	Dimming Type
KS-T1-A-7425	25W	36V	600mA	90	2700K	15°	2225lm	2041lm	ON-OFF TRIAC
						24°	2225lm	2076lm	1-10V
						36°	2225lm	2134lm	DALI
25W	36V	600mA	90	3000K	15°	2311lm	2120lm	ON-OFF TRIAC	
					24°	2311lm	2157lm	1-10V	
					36°	2311lm	2217lm	DALI	
25W	36V	600mA	90	4000K	15°	2419lm	2213lm	ON-OFF TRIAC	
					24°	2419lm	2257lm	1-10V	
					36°	2419lm	2320lm	DALI	
KS-T1-A-7430	30W	36V	800mA	90	2700K	15°	2595lm	2341lm	ON-OFF TRIAC
						24°	2595lm	2421lm	1-10V
						36°	2595lm	2222lm	DALI
30W	36V	800mA	90	3000K	15°	2696lm	2433lm	ON-OFF TRIAC	
					24°	2696lm	2516lm	1-10V	
					36°	2696lm	2309lm	DALI	
30W	36V	800mA	90	4000K	15°	2822lm	2546lm	ON-OFF TRIAC	
					24°	2822lm	2633lm	1-10V	
					36°	2822lm	2416lm	DALI	



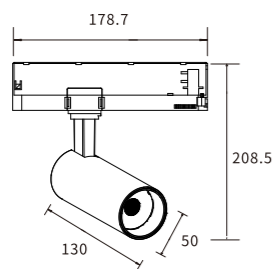
Model	Power	LED voltage	LED Current	CRI	CCT	Beam Angle	LED Output	System output	Dimming Type
KS-T1-A-9035	35W	36V	900mA	90	2700K	20°	2966lm	2393lm	ON-OFF TRIAC
						24°	2966lm	2524lm	1-10V
						36°	2966lm	2053lm	DALI
35W	36V	900mA	90	3000K	20°	3081lm	2486lm	ON-OFF TRIAC	
					24°	3081lm	2622lm	1-10V	
					36°	3081lm	2964lm	DALI	
35W	36V	900mA	90	4000K	20°	3225lm	2602lm	ON-OFF TRIAC	
					24°	3225lm	2744lm	1-10V	
					36°	3225lm	3102lm	DALI	
KS-T1-A-9040	40W	36V	1200mA	90	2700K	20°	3708lm	2995lm	ON-OFF TRIAC
						24°	3708lm	3392lm	1-10V
						36°	3708lm	3254lm	DALI
40W	36V	1200mA	90	3000K	20°	3852lm	3112lm	ON-OFF TRIAC	
					24°	3852lm	3524lm	1-10V	
					36°	3852lm	3381lm	DALI	
40W	36V	1200mA	90	4000K	20°	4032lm	3257lm	ON-OFF TRIAC	
					24°	4032lm	3688lm	1-10V	
					36°	4032lm	3538lm	DALI	



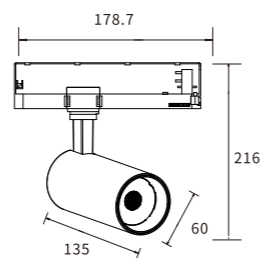
Titans T1 series



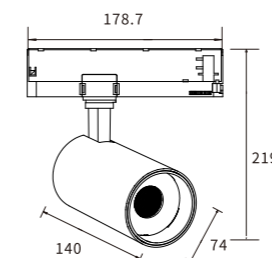
KS-T1-B-50
Power: 12W
Diameter: 50mm



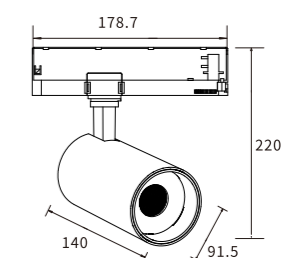
KS-T1-B-66
Power: 15W/20W
Diameter: 66mm



KS-T1-B-74
Power: 25W/30W
Diameter: 74mm



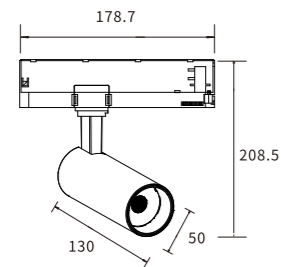
KS-T1-B-90
Power: 35W/40W
Diameter: 90mm



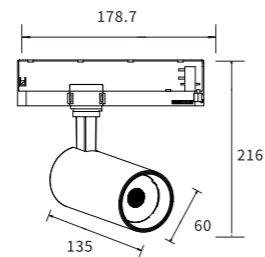
Titans T1 series



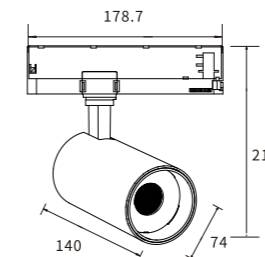
KS-T1-B-50
Power: 12W
Diameter: 50mm



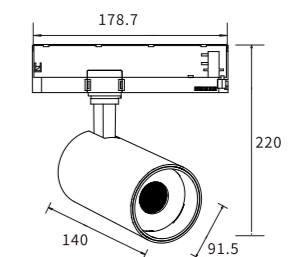
KS-T1-B-66
Power: 15W/20W
Diameter: 66mm







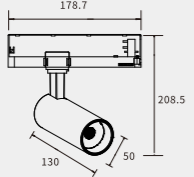
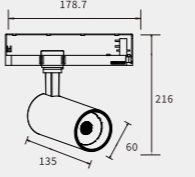
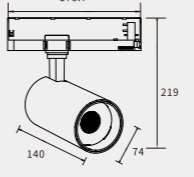
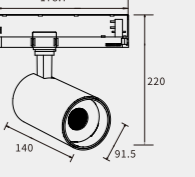
KS-T1-B-74
Power: 25W/30W
Diameter: 74mm



KS-T1-B-90
Power: 35W/40W
Diameter: 90mm



Titans T1 series





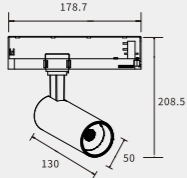
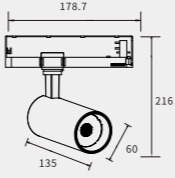
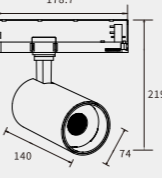
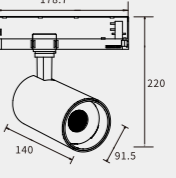
Model	KS-T1-B-5012	KS-T1-B-6615		KS-T1-B-7425	KS-T1-B-9035
Product Photo					
Dimension(mm)					
Wattage	12W	15W/20W		25W/30W	35W/40W
CCT	3000K/3500K/4000K	3000K/3500K/4000K		3000K/3500K/4000K	3000K/3500K/4000K
CRI	>90	>90		>90	>90
Beam Angle	18°/24°/36°/50°	12°/18°/22°/36°		15°/24°/36°	20°/24°/36°
Lumen	860-982LM	1018-1885LM		2041-2491LM	2053-3793LM
IP	IP 20	IP 20		IP 20	IP 20
Dimming	DALI	DALI		DALI	DALI
Accessory	Honeycomb Filter Stripped Glass Fabric Glass	Honeycomb Filter Stripped Glass Fabric Glass		Honeycomb Filter Stripped Glass Fabric Glass	
Installation	1-phase track 2-phase track 3-phase track	1-phase track 2-phase track 3-phase track		1-phase track 2-phase track 3-phase track	1-phase track 2-phase track 3-phase track
Colour	Black/White	Black/White		Black/White	Black/White

Optical Accessories



Honeycomb Filter Stripped Glass Fabric Glass

Titans T1 series

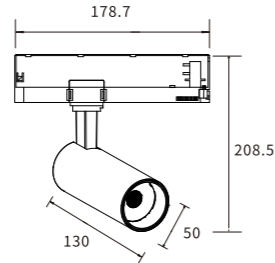
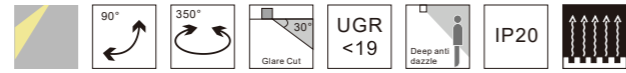
Model	KS-T1-B-5012	KS-T1-B-6615		KS-T1-B-7425	KS-T1-B-9035
Product Photo					
Dimension(mm)					
Wattage	12W	15W/20W		25W/30W	35W/40W
CCT	3000K/3500K/4000K	3000K/3500K/4000K		3000K/3500K/4000K	3000K/3500K/4000K
CRI	>90	>90		>90	>90
Beam Angle	18°/24°/36°/50°	12°/18°/22°/36°		15°/24°/36°	20°/24°/36°
Lumen	860-982LM	1018-1885LM		2041-2491LM	2053-3793LM
IP	IP 20	IP 20		IP 20	IP 20
Dimming	DALI	DALI		DALI	DALI
Accessory	Honeycomb Filter Stripped Glass Fabric Glass	Honeycomb Filter Stripped Glass Fabric Glass		Honeycomb Filter Stripped Glass Fabric Glass	Honeycomb Filter Stripped Glass Fabric Glass
Installation	1-phase track 2-phase track 3-phase track	1-phase track 2-phase track 3-phase track		1-phase track 2-phase track 3-phase track	1-phase track 2-phase track 3-phase track
Colour	Black/White	Black/White		Black/White	Black/White

Optical Accessories

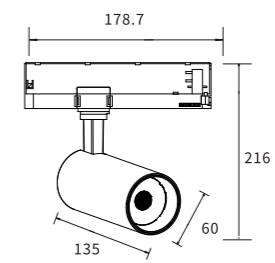
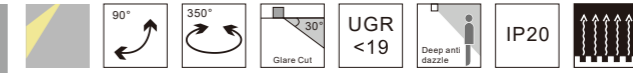



Honeycomb Filter Stripped Glass Fabric Glass

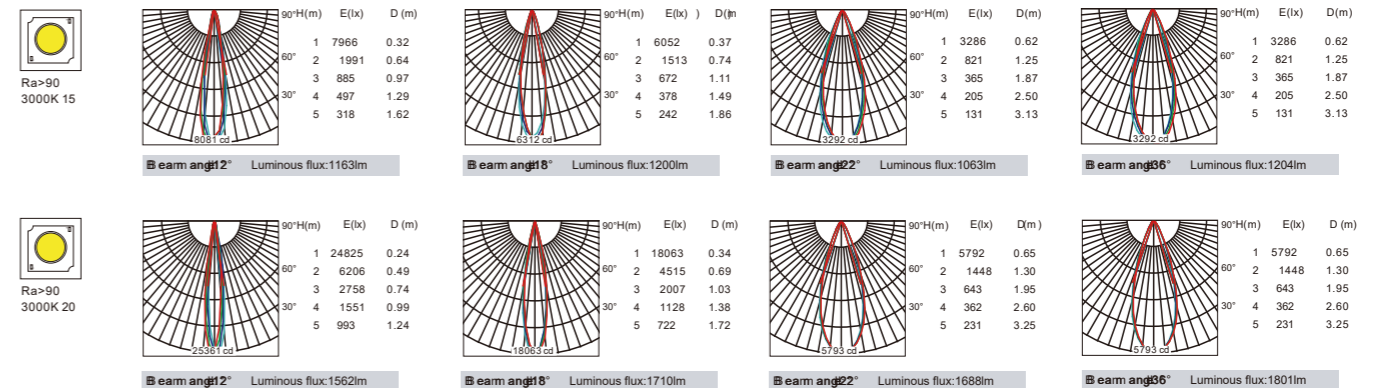
Titans T1 series



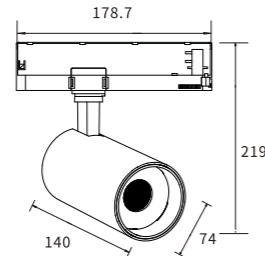
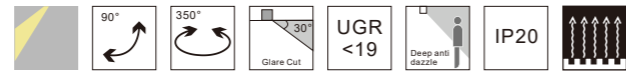
Model	Power	LED voltage	LED Current	CRI	CCT	Beam Angle	LED Output	System output	Dimming Type
KS-T1-B-5012	12W	36V	300mA	90	2700K	18°	1112lm	860lm	ON-OFF
						24°	1112lm	906lm	
						36°	1112lm	906lm	
						50°	1112lm	884lm	
						18°	1155lm	894lm	
12W	36V	300mA	90	3000K	24°	1155lm	939lm	ON-OFF	
					36°	1155lm	939lm		
					50°	1155lm	919lm		
					18°	1209lm	935lm		
					24°	1209lm	982lm		
12W	36V	300mA	90	4000K	36°	1209lm	982lm	ON-OFF	
					50°	1209lm	961lm		



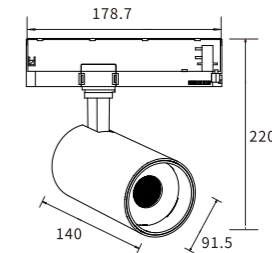
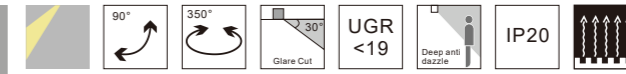
Model	Power	LED voltage	LED Current	CRI	CCT	Beam Angle	LED Output	System output	Dimming Type
KS-T1-B-6615	15W	36V	350mA	90	2700K	12°	1297lm	1118lm	ON-OFF DALI
						18°	1297lm	1154lm	
						22°	1297lm	1018lm	
						36°	1297lm	1158lm	
						12°	1348lm	1163lm	
15W	36V	350mA	90	3000K	18°	1348lm	1200lm	ON-OFF DALI	
					22°	1348lm	1063lm		
					36°	1348lm	1204lm		
					12°	1411lm	1217lm		
					18°	1411lm	1256lm		
15W	36V	350mA	90	4000K	22°	1411lm	1117lm	ON-OFF DALI	
					36°	1411lm	1260lm		
					12°	1854lm	1503lm		
					18°	1854lm	1646lm		
					22°	1854lm	1624lm		
20W	36V	500mA	90	2700K	36°	1854lm	1733lm	ON-OFF DALI	
					12°	1926lm	1562lm		
					18°	1926lm	1710lm		
					22°	1926lm	1688lm		
					36°	1926lm	1801lm		
20W	36V	500mA	90	3000K	12°	2016lm	1634lm	ON-OFF DALI	
					18°	2016lm	1789lm		
					22°	2016lm	1766lm		
					36°	2016lm	1885lm		



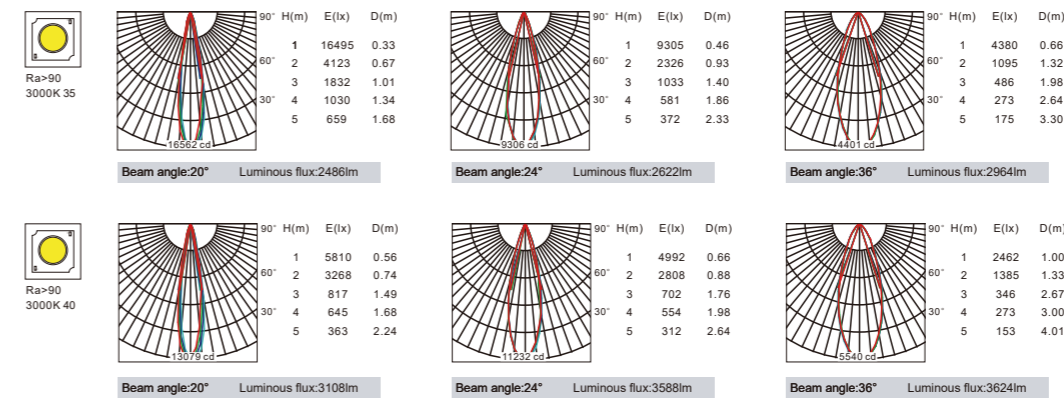
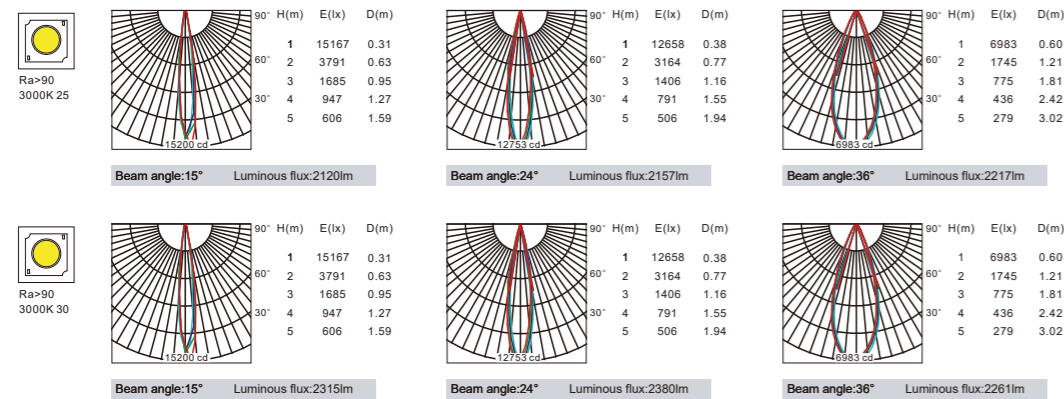
Titans T1 series



Model	Power	LED voltage	LED Current	CRI	CCT	Beam Angle	LED Output	System output	Dimming Type
KS-T1-B-7425	25W	36V	600mA	90	2700K	15° 24° 36°	2225lm 2225lm 2225lm	2041lm 2076lm 2134lm	ON-OFF DALI
	25W	36V	600mA	90	3000K	15° 24° 36°	2311lm 2311lm 2311lm	2120lm 2157lm 2217lm	ON-OFF DALI
	25W	36V	600mA	90	4000K	15° 24° 36°	2419lm 2419lm 2419lm	2213lm 2257lm 2320lm	ON-OFF DALI
KS-T1-B-7430	30W	36V	800mA	90	2700K	15° 24° 36°	2595lm 2595lm 2595lm	2228lm 2290lm 2176lm	ON-OFF DALI
	30W	36V	800mA	90	3000K	15° 24° 36°	2696lm 2696lm 2696lm	2315lm 2380lm 2261lm	ON-OFF DALI
	30W	36V	800mA	90	4000K	15° 24° 36°	2822lm 2822lm 2822lm	2423lm 2491lm 2366lm	ON-OFF DALI



Model	Power	LED voltage	LED Current	CRI	CCT	Beam Angle	LED Output	System output	Dimming Type
KS-T1-B-9035	35W	36V	900mA	90	2700K	20° 24° 36°	2966lm 2966lm 2966lm	2393lm 2524lm 2053lm	ON-OFF DALI
	35W	36V	900mA	90	3000K	20° 24° 36°	3081lm 3081lm 3081lm	2486lm 2622lm 2964lm	ON-OFF DALI
	35W	36V	900mA	90	4000K	20° 24° 36°	3225lm 3225lm 3225lm	2602lm 2744lm 3102lm	ON-OFF DALI
KS-T1-B-9040	40W	36V	1000mA	90	2700K	20° 24° 36°	3708lm 3708lm 3708lm	2991lm 3453lm 3488lm	ON-OFF DALI
	40W	36V	1000mA	90	3000K	20° 24° 36°	3852lm 3852lm 3852lm	3108lm 3588lm 3624lm	ON-OFF DALI
	40W	36V	1000mA	90	4000K	20° 24° 36°	4032lm 4032lm 4032lm	3253lm 3755lm 3793lm	ON-OFF DALI



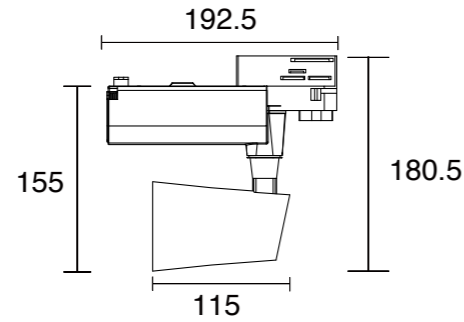
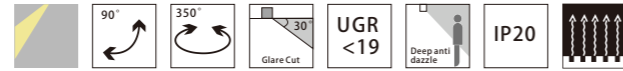


T2 series

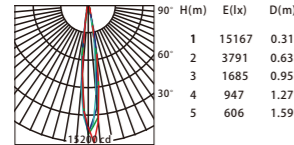
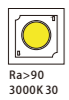
Being elegant in appearance with built-in driver design its optical performance is outstanding. Mechanical performance is good with 350° rotation and 90° tilt to adjust light direction flexibly.

Model	KAS-T2-66	KAS-T2-80	KAS-T2-80
Product Photo			
Dimension(mm)			
Wattage	10W	15W	25W
CCT	2700K-5000K	2700K-5000K	2700K-5000K
CRI	> 90	> 90	> 90
Beam Angle	15°/24°/36°	15°/24°/36°	15°/24°/36°
Lumen	LM80	LM80	LM80
IP	IP20	IP20	IP20
Dimming	TRIAC/1-10V/DALI	TRIAC/1-10V/DALI	TRIAC/1-10V/DALI
Accessory	Honeycomb Filter Stripped Glass Fabric Glass	Honeycomb Filter Stripped Glass Fabric Glass	Honeycomb Filter Stripped Glass Fabric Glass
Colour	Black/White	Black/White	Black/White

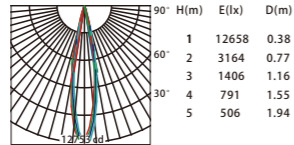
T2 series



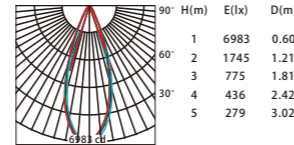
Model	Power	LED voltage	LED Current	CRI	CCT	Beam Angle	LED Output	System output	Dimming Type
KS-T2-6610	10W	36V	250mA	90	2700K	15°	965lm	826lm	ON-OFF DALI
						24°	965lm	780lm	
						36°	965lm	776lm	
	10W	36V	250mA	90	3000K	15°	1015lm	869lm	ON-OFF DALI
						24°	1015lm	821lm	
						36°	1015lm	817lm	
	10W	36V	250mA	90	4000K	15°	1077lm	922lm	ON-OFF DALI
						24°	1077lm	871lm	
						36°	1077lm	866lm	



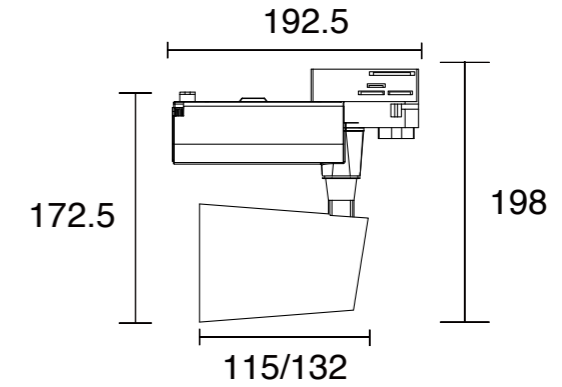
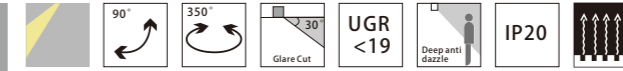
Beam angle:15° Luminous flux:2315lm



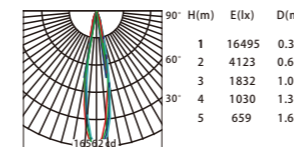
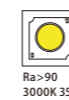
Beam angle:24° Luminous flux:2380lm



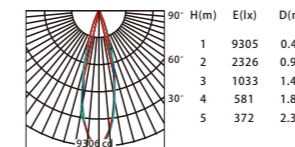
Beam angle:36° Luminous flux:2261lm



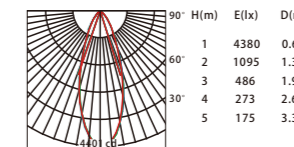
Model	Power	LED voltage	LED Current	CRI	CCT	Beam Angle	LED Output	System output	Dimming Type
KS-T2-8015	15W	36V	350mA	90	2700K	20°	1314lm	1068lm	ON-OFF DALI
						24°	1314lm	1038lm	
						36°	1314lm	1017lm	
	15W	36V	350mA	90	3000K	20°	1383lm	1125lm	ON-OFF DALI
						24°	1383lm	1038lm	
						36°	1383lm	1017lm	
	15W	36V	350mA	90	4000K	20°	1473lm	1193lm	ON-OFF DALI
						24°	1473lm	1159lm	
						36°	1473lm	1136lm	
KS-T2-8025	25W	36V	600mA	90	2700K	20°	2558lm	2041lm	ON-OFF DALI
						24°	2558lm	2076lm	
						36°	2558lm	2134lm	
	25W	36V	600mA	90	3000K	20°	2657lm	2120lm	ON-OFF DALI
						24°	2657lm	2157lm	
						36°	2657lm	2217lm	
	25W	36V	600mA	90	4000K	20°	2781lm	2213lm	ON-OFF DALI
						24°	2781lm	2257lm	
						36°	2781lm	2320lm	



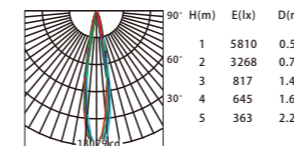
Beam angle:20° Luminous flux:2486lm



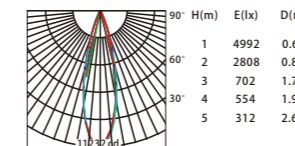
Beam angle:24° Luminous flux:2622lm



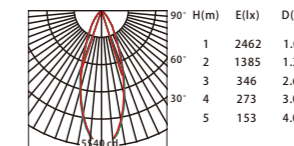
Beam angle:36° Luminous flux:2964lm



Beam angle:20° Luminous flux:3108lm



Beam angle:24° Luminous flux:3588lm



Beam angle:36° Luminous flux:3624lm

T2 series

Being elegant in appearance with built-in driver design its optical performance is outstanding. Mechanical performance is good with 350° rotation and 90° tilt to adjust light direction flexibly.



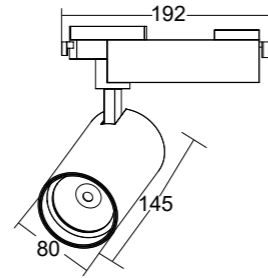
Model	K-T3-A-80	K-T3-A-80
Product Photo		
Dimension(mm)		
Wattage	25W/30W	25W/30W
CCT	3000K/3500K/4000K	3000K/3500K/4000K
CRI	>90	>90
Beam Angle	15°/24°/36°/50°	15°/24°/36°/50°
Lumen	1735-2839LM	1735-2839LM
IP	IP 20	IP 20
Installation	1-phase track 2-phase track 3-phase track	1-phase track 2-phase track 3-phase track
Colour	Black/White	Black/White

Optical Accessories





Honeycomb Filter Stripped Glass Fabric Glass

T2 series



Model	Power	LED voltage	LED Current	CRI	CCT	Beam Angle	LED Output	System output	Dimming Type
K-T3-A-8025	25W	36V	600mA	90	2700K	15°	2452lm	1924lm	ON-OFF
						24°	2452lm	1735lm	
						36°	2452lm	1747lm	
	25W	36V	600mA	90	3000K	15°	2593lm	2035lm	ON-OFF
						24°	2593lm	1835lm	
						36°	2593lm	1848lm	
25W	36V	600mA	90	4000K	15°	2805lm	2201lm	ON-OFF	
					24°	2805lm	1985lm		
					36°	2805lm	1999lm		
K-T3-A-8030	30W	36V	700mA	90	2700K	15°	3022lm	2254lm	ON-OFF
						24°	3022lm	2545lm	
						36°	3022lm	2592lm	
	30W	36V	700mA	90	3000K	15°	3144lm	2345lm	ON-OFF
						24°	3144lm	2648lm	
						36°	3144lm	2697lm	
30W	36V	700mA	90	4000K	15°	3192lm	2380lm	ON-OFF	
					24°	3192lm	2688lm		
					36°	3192lm	2738lm		
						50°	3192lm	2739lm	



Contact details

IINNO Ltd

2101A Nan Fung Centre,
264-298 Castle Peak Road,
Tsuen Wan, Hong Kong

Tel: +852 2134 9906
+86 (0)769 23010151/2

M: +86 13922905402

Email: sales@iinno-lighting.com

www.iinno-lighting.com



