

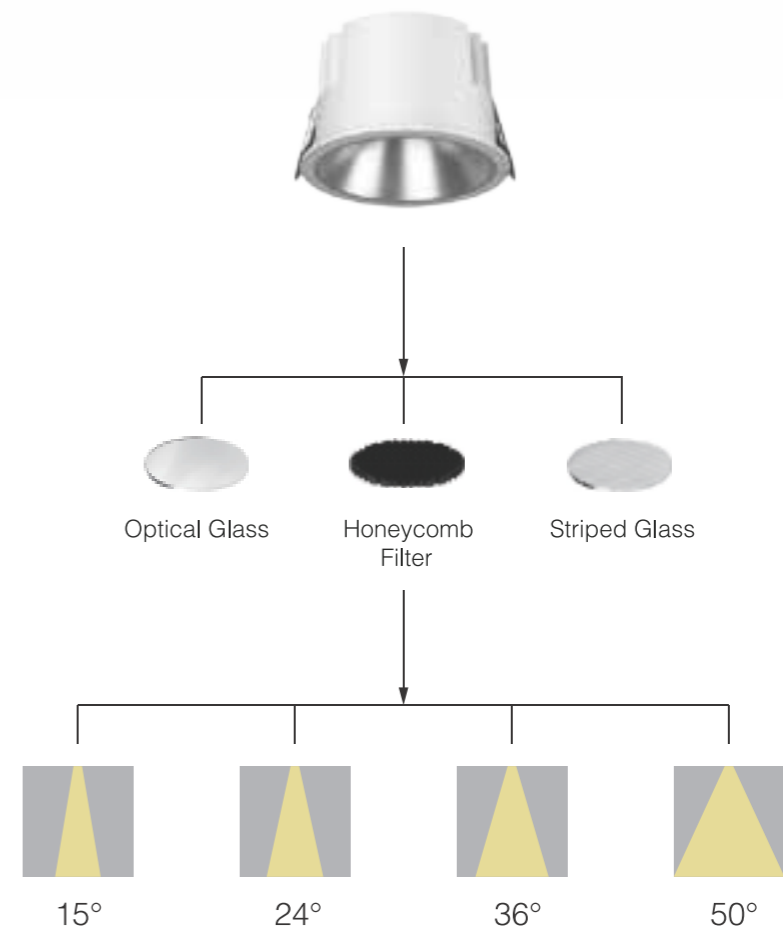

IP65 UGR<19 down light series

Designing your lighting solutions



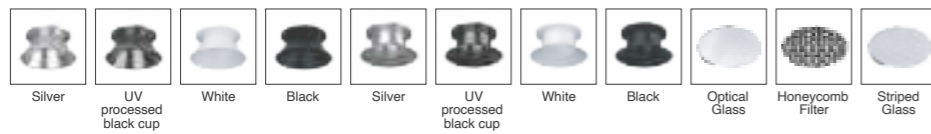
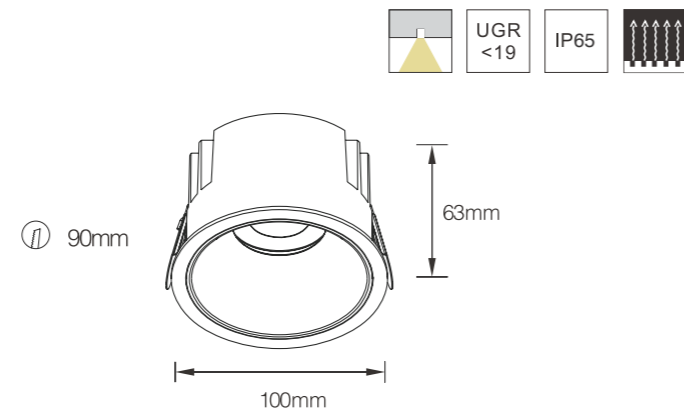
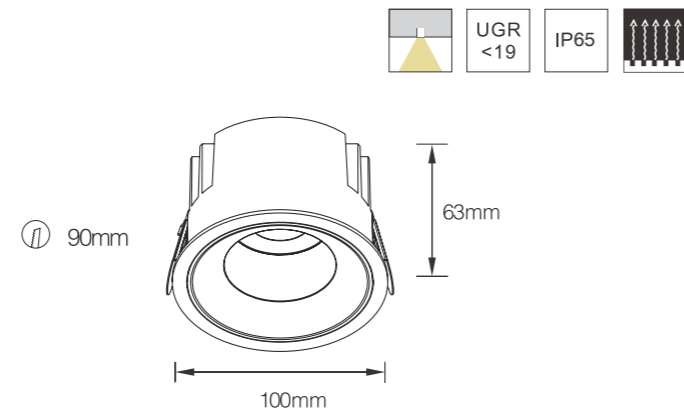
K-D3 SERIES

IP65



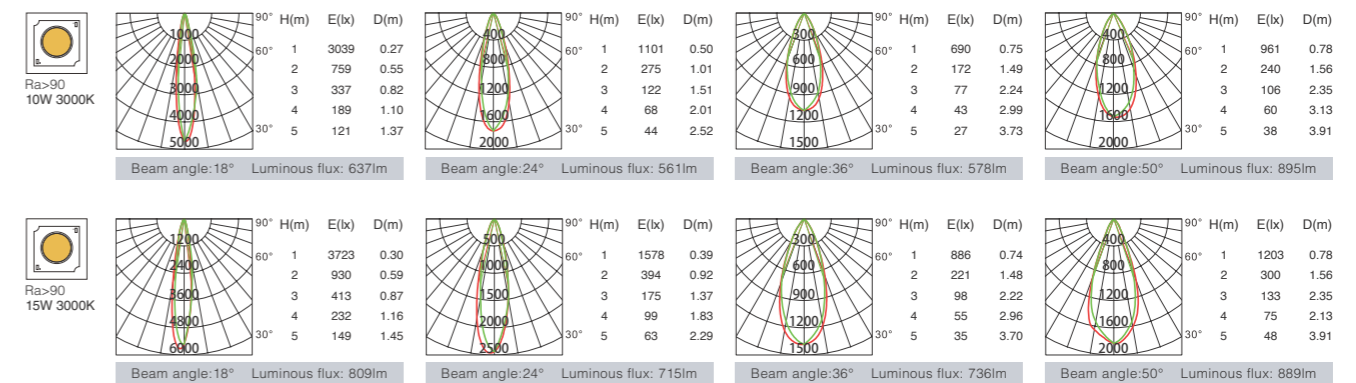


K-D3-A-310/315

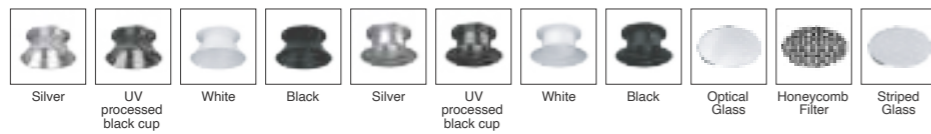
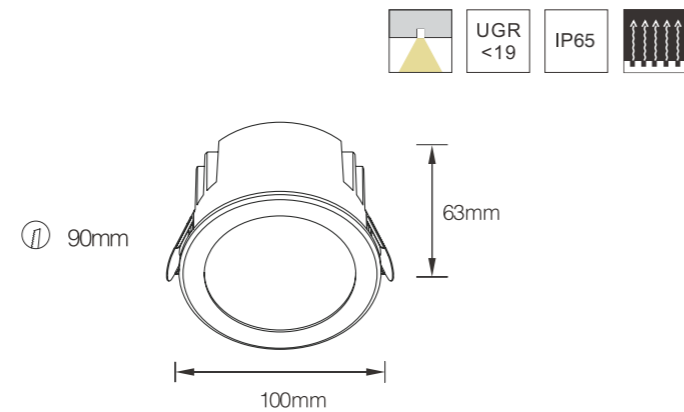
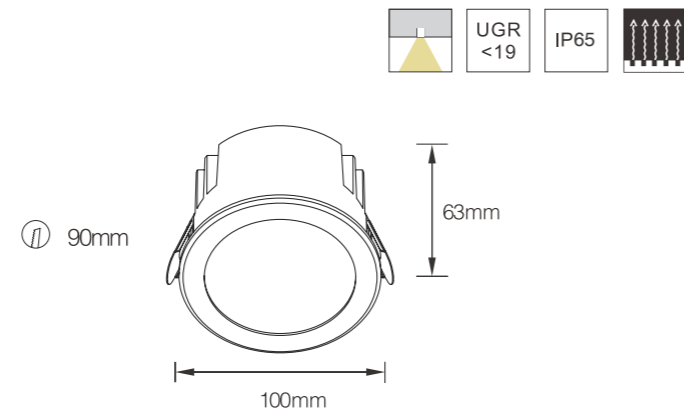


Model	Power	LED Voltage	LED Current	CRI	CCT	Beam Angle	LED Output	System Output	Dimming Type
K-D3-A-310	10W	36V	250mA	90	2700K	18°	965lm	605lm	ON-OFF
						24°	965lm	533lm	TRIAC
						36°	965lm	549lm	1-10V
						50°	965lm	850lm	DALI
	10W	36V	250mA	90	3000K	18°	1015lm	637lm	ON-OFF
						24°	1015lm	561lm	TRIAC
						36°	1015lm	578lm	1-10V
						50°	1015lm	895lm	DALI
	10W	36V	250mA	90	4000K	18°	1096lm	688lm	ON-OFF
						24°	1096lm	606lm	TRIAC
						36°	1096lm	624lm	1-10V
						50°	1096lm	966lm	DALI

Model	Power	LED Voltage	LED Current	CRI	CCT	Beam Angle	LED Output	System Output	Dimming Type
K-D3-A-315	15W	36V	350mA	90	2700K	18°	1280lm	768lm	ON-OFF
						24°	1280lm	679lm	TRIAC
						36°	1280lm	699lm	1-10V
						50°	1280lm	844lm	DALI
	15W	36V	350mA	90	3000K	18°	1348lm	809lm	ON-OFF
						24°	1348lm	715lm	TRIAC
						36°	1348lm	736lm	1-10V
						50°	1348lm	889lm	DALI
	15W	36V	350mA	90	4000K	18°	1456lm	874lm	ON-OFF
						24°	1456lm	772lm	TRIAC
						36°	1456lm	795lm	1-10V
						50°	1456lm	960lm	DALI

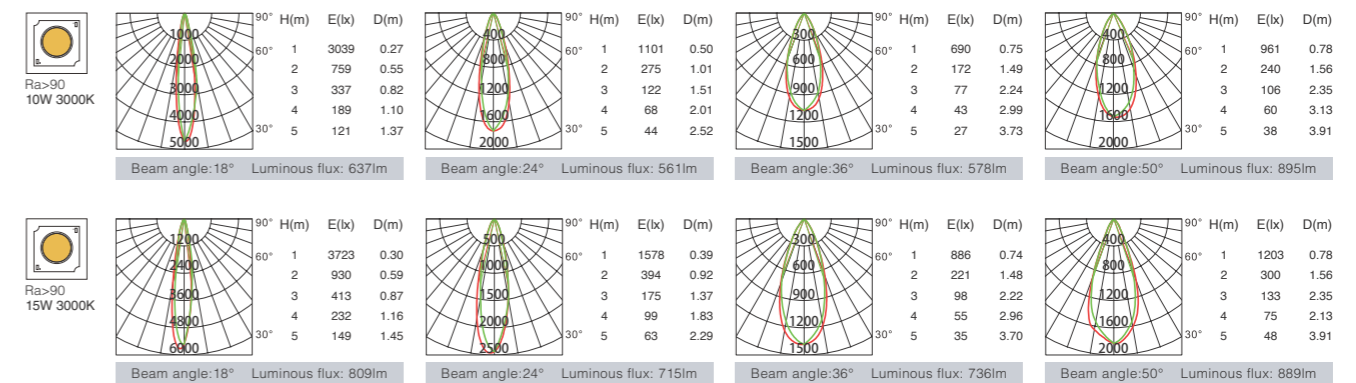


K-D3-A-310/315-P

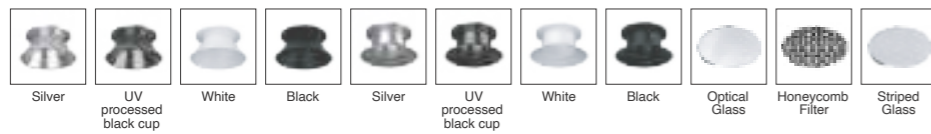
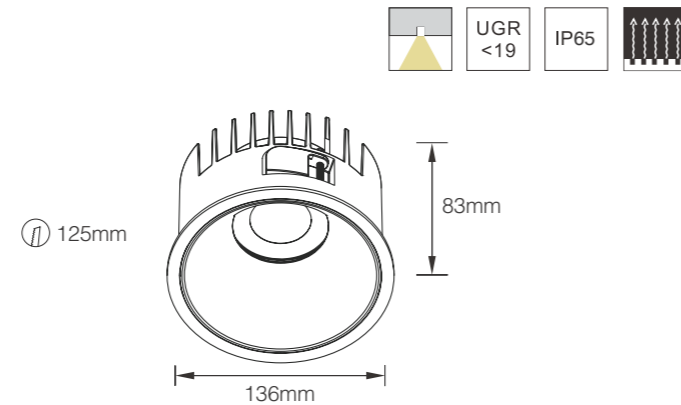
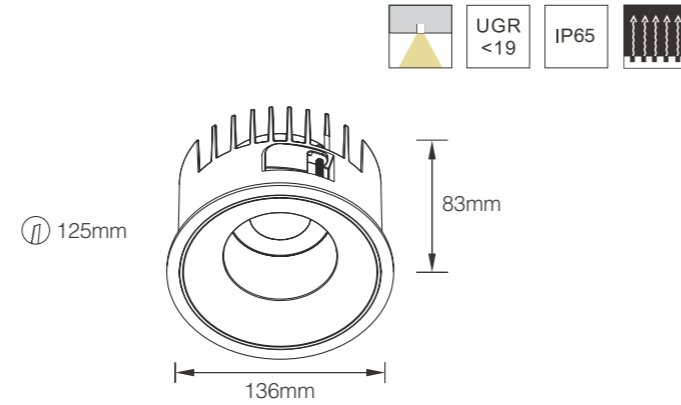


Model	Power	LED Voltage	LED Current	CRI	CCT	Beam Angle	LED Output	System Output	Dimming Type
K-D3-A-310-P	10W	36V	250mA	90	2700K	18°	965lm	605lm	ON-OFF
						24°	965lm	533lm	TRIAC
						36°	965lm	549lm	1-10V
						50°	965lm	850lm	DALI
	10W	36V	250mA	90	3000K	18°	1015lm	637lm	ON-OFF
						24°	1015lm	561lm	TRIAC
						36°	1015lm	578lm	1-10V
						50°	1015lm	895lm	DALI
	10W	36V	250mA	90	4000K	18°	1096lm	688lm	ON-OFF
						24°	1096lm	606lm	TRIAC
						36°	1096lm	624lm	1-10V
						50°	1096lm	966lm	DALI

Model	Power	LED Voltage	LED Current	CRI	CCT	Beam Angle	LED Output	System Output	Dimming Type
K-D3-A-315-P	15W	36V	350mA	90	2700K	18°	1280lm	768lm	ON-OFF
						24°	1280lm	679lm	TRIAC
						36°	1280lm	699lm	1-10V
						50°	1280lm	844lm	DALI
	15W	36V	350mA	90	3000K	18°	1348lm	809lm	ON-OFF
						24°	1348lm	715lm	TRIAC
						36°	1348lm	736lm	1-10V
						50°	1348lm	889lm	DALI
	15W	36V	350mA	90	4000K	18°	1456lm	874lm	ON-OFF
						24°	1456lm	772lm	TRIAC
						36°	1456lm	795lm	1-10V
						50°	1456lm	960lm	DALI

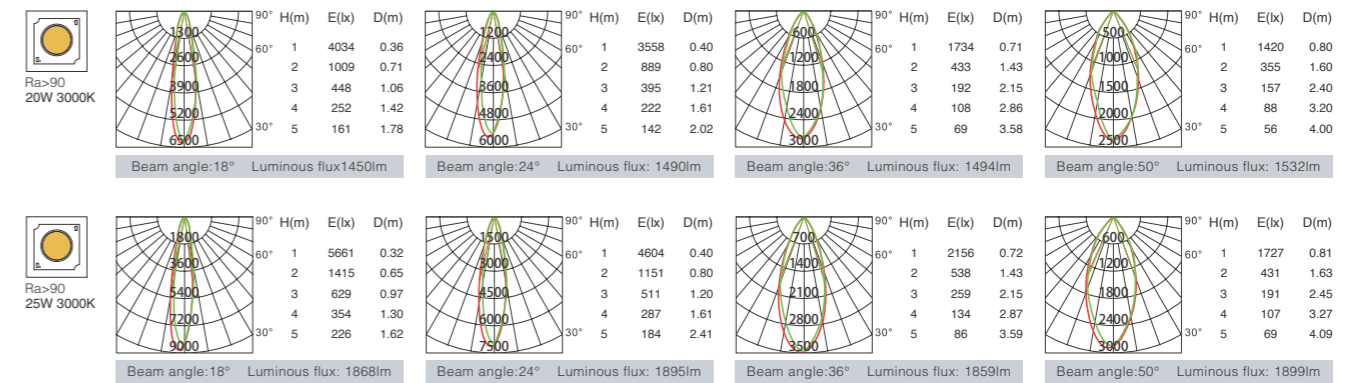


K-D3-A-420/425

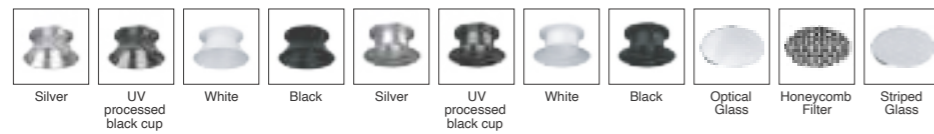
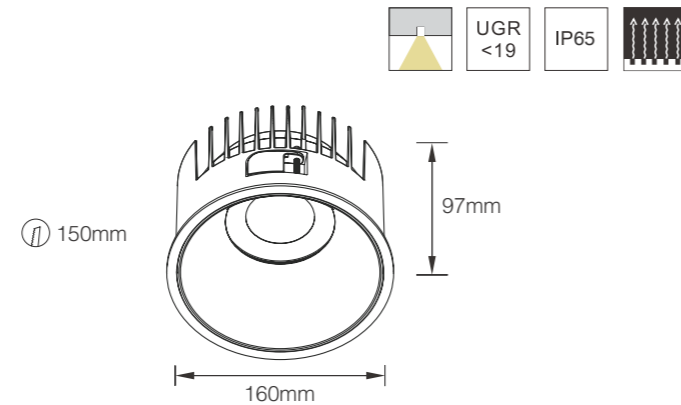
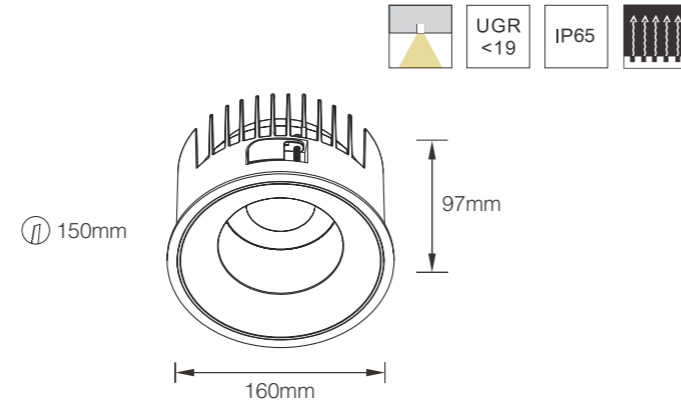


Model	Power	LED Voltage	LED Current	CRI	CCT	Beam Angle	LED Output	System Output	Dimming Type
K-D3-A-420	20W	36V	500mA	90	2700K	18°	1830lm	1377lm	ON-OFF
						24°	1830lm	1415lm	TRIAC
						36°	1830lm	1419lm	1-10V
						50°	1830lm	1455lm	DALI
	20W	36V	500mA	90	3000K	18°	1926lm	1450lm	ON-OFF
						24°	1926lm	1490lm	TRIAC
						36°	1926lm	1494lm	1-10V
						50°	1926lm	1532lm	DALI
	20W	36V	500mA	90	4000K	18°	2080lm	1566lm	ON-OFF
						24°	2080lm	1609lm	TRIAC
						36°	2080lm	1613lm	1-10V
						50°	2080lm	1654lm	DALI

Model	Power	LED Voltage	LED Current	CRI	CCT	Beam Angle	LED Output	System Output	Dimming Type
K-D3-A-425	25W	36V	600mA	90	2700K	18°	2195lm	1775lm	ON-OFF
						24°	2195lm	1800lm	TRIAC
						36°	2195lm	1766lm	1-10V
						50°	2195lm	1804lm	DALI
	25W	36V	600mA	90	3000K	18°	2311lm	1868lm	ON-OFF
						24°	2311lm	1895lm	TRIAC
						36°	2311lm	1859lm	1-10V
						50°	2311lm	1899lm	DALI
	25W	36V	600mA	90	4000K	18°	2496lm	2017lm	ON-OFF
						24°	2496lm	2045lm	TRIAC
						36°	2496lm	2007lm	1-10V
						50°	2496lm	2051lm	DALI

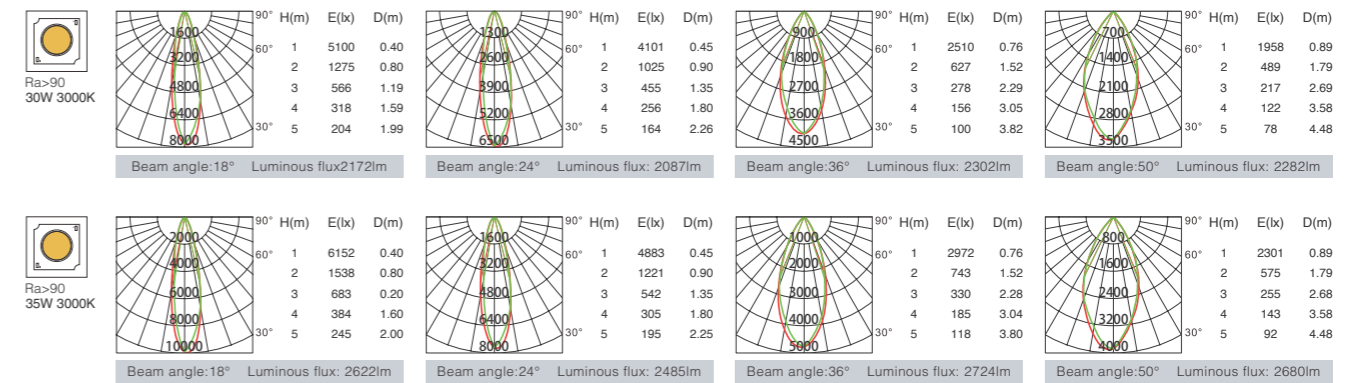


K-D3-A-530/535

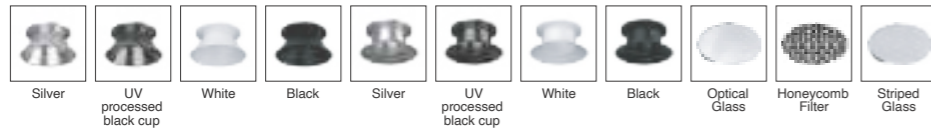
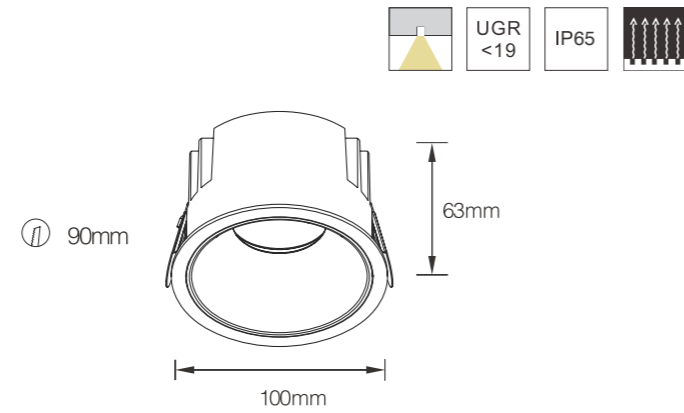



Model	Power	LED Voltage	LED Current	CRI	CCT	Beam Angle	LED Output	System Output	Dimming Type
K-D3-A-530	30W	36V	700mA	90	2700K	18°	2633lm	2063lm	ON-OFF
						24°	2633lm	1982lm	TRIAC
						36°	2633lm	2186lm	1-10V
						50°	2633lm	2168lm	DALI
	30W	36V	700mA	90	3000K	18°	2772lm	2172lm	ON-OFF
						24°	2772lm	2087lm	TRIAC
						36°	2772lm	2302lm	1-10V
						50°	2772lm	2282lm	DALI
	30W	36V	700mA	90	4000K	18°	2994lm	2345lm	ON-OFF
						24°	2994lm	2254lm	TRIAC
						36°	2994lm	2486lm	1-10V
						50°	2994lm	2464lm	DALI


Model	Power	LED Voltage	LED Current	CRI	CCT	Beam Angle	LED Output	System Output	Dimming Type
K-D3-A-535	35W	36V	900mA	90	2700K	18°	3386lm	2491lm	ON-OFF
						24°	3386lm	2360lm	TRIAC
						36°	3386lm	2587lm	1-10V
						50°	3386lm	2546lm	DALI
	35W	36V	900mA	90	3000K	18°	3564lm	2622lm	ON-OFF
						24°	3564lm	2485lm	TRIAC
						36°	3564lm	2724lm	1-10V
						50°	3564lm	2680lm	DALI
	35W	36V	900mA	90	4000K	18°	3849lm	2831lm	ON-OFF
						24°	3849lm	2684lm	TRIAC
						36°	3849lm	2942lm	1-10V
						50°	3849lm	2894lm	DALI

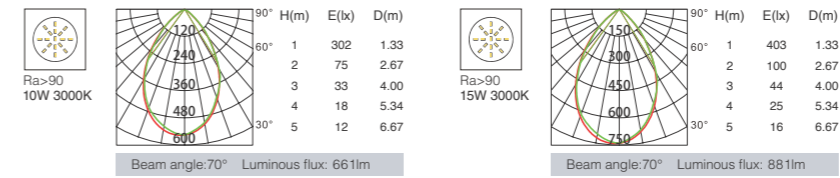


K-D3-D-310/315


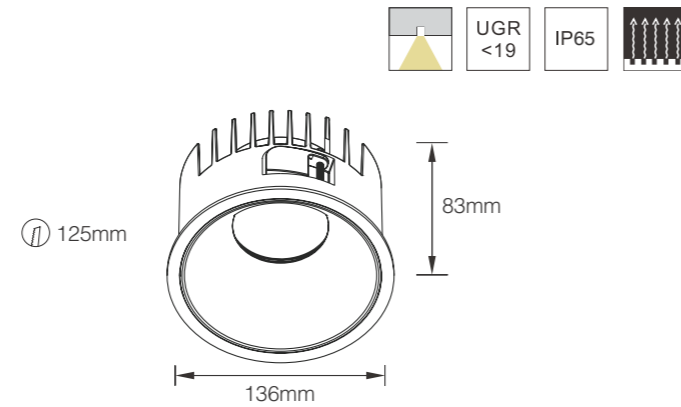


Model	Power	LED Voltage	LED Current	CRI	CCT	Beam Angle	LED Output	System Output	Dimming Type
 K-D3-D-310	10W	36V	250mA	90	2700K	70°	965lm	628lm	ON-OFF 1-10V DALI
	10W	36V	250mA	90	3000K	70°	1015lm	661lm	ON-OFF 1-10V DALI
	10W	36V	250mA	90	4000K	70°	1096lm	714lm	ON-OFF 1-10V DALI

Model	Power	LED Voltage	LED Current	CRI	CCT	Beam Angle	LED Output	System Output	Dimming Type
 K-D3-D-315	15W	36V	350mA	90	2700K	70°	1280lm	837lm	ON-OFF 1-10V DALI
	15W	36V	350mA	90	3000K	70°	1348lm	881lm	ON-OFF 1-10V DALI
	15W	36V	350mA	90	4000K	70°	1456lm	951lm	ON-OFF 1-10V DALI

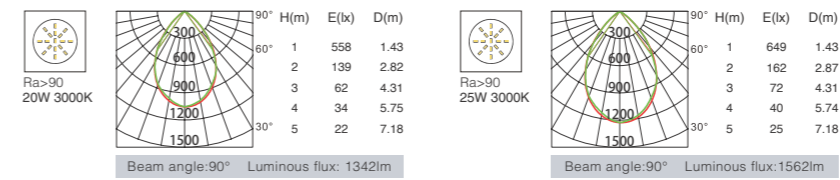


K-D3-D-420/425

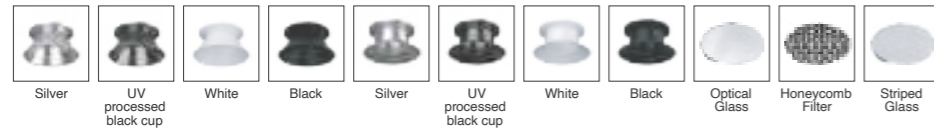
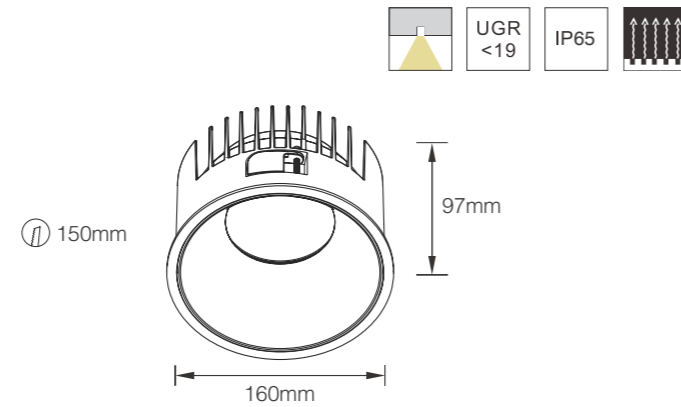



Model	Power	LED Voltage	LED Current	CRI	CCT	Beam Angle	LED Output	System Output	Dimming Type
K-D3-D-420	20W	36V	500mA	90	2700K	90°	1830lm	1275lm	ON-OFF 1-10V DALI
	20W	36V	500mA	90	3000K	90°	1926lm	1342lm	ON-OFF 1-10V DALI
	20W	36V	500mA	90	4000K	90°	2080lm	1449lm	ON-OFF 1-10V DALI


Model	Power	LED Voltage	LED Current	CRI	CCT	Beam Angle	LED Output	System Output	Dimming Type
K-D3-D-425	25W	36V	600mA	90	2700K	90°	2195lm	1484lm	ON-OFF 1-10V DALI
	25W	36V	600mA	90	3000K	90°	2311lm	1562lm	ON-OFF 1-10V DALI
	25W	36V	600mA	90	4000K	90°	2496lm	1687lm	ON-OFF 1-10V DALI

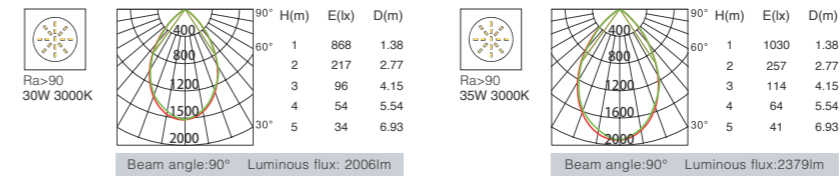


K-D3-D-530/535



Model	Power	LED Voltage	LED Current	CRI	CCT	Beam Angle	LED Output	System Output	Dimming Type
 K-D3-D-530	30W	36V	700mA	90	2700K	90°	2633lm	1905lm	ON-OFF 1-10V DALI
	30W	36V	700mA	90	3000K	90°	2772lm	2006lm	ON-OFF 1-10V DALI
	30W	36V	700mA	90	4000K	90°	2994lm	2166lm	ON-OFF 1-10V DALI

Model	Power	LED Voltage	LED Current	CRI	CCT	Beam Angle	LED Output	System Output	Dimming Type
 K-D3-D-535	35W	36V	900mA	90	2700K	90°	3386lm	2260lm	ON-OFF 1-10V DALI
	35W	36V	900mA	90	3000K	90°	3564lm	2379lm	ON-OFF 1-10V DALI
	35W	36V	900mA	90	4000K	90°	3849lm	2569lm	ON-OFF 1-10V DALI



DL02 Series

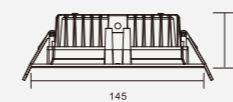


- High brightness LED COB with Ra>90, the lighting efficiency of the whole lamp is more than 80lm/w.
- Different cutout sizes for options, to meet different needs.
- Heat dissipation structure with die casting aluminum conduct heat effectively and quickly to guarantee the normal lifespan of the LED.



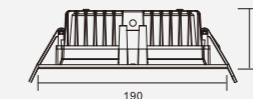
KS-DL02-D-4

Power: 12W/15W
Cutout: 125*125mm
Height: 45mm



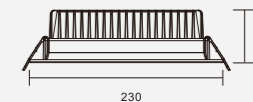
KS-DL02-D-6

Power: 15W/25W/30W
Cutout: 165*165mm
Height: 58mm



KS-DL02-D-8

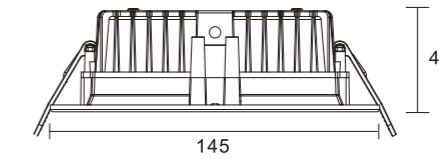
Power: 23W/30W/35W
Cutout: 200*200mm
Height: 62mm



KS-DL02-D

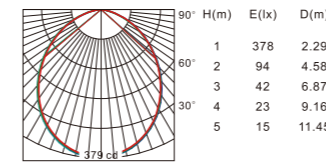
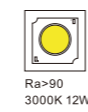
Model	KS-DL02-D-4	KS-DL02-D-6	KS-DL02-D-8
Product Photo			
Dimension(mm)			
Cutout(mm)	125*125	165*165	200*200
Wattage	12W/15W	15W/25W/30W	25W/30W/35W
CCT	2700K 3000K 3500K 4000K	2700K 3000K 3500K 4000K	2700K 3000K 3500K 4000K
CRI	>90	>90	>90
Beam Angle	90°	90°	90°
Lumen	945LM	1588LM	3318LM
IP	IP20	IP20	IP20
Dimming	TRIAC/1-10V/DALI	TRIAC/1-10V/DALI	TRIAC/1-10V/DALI
Reflector Colour			
Colour	White+Iron gray	White+Iron gray	White+Iron gray

KS-DL02-D-4

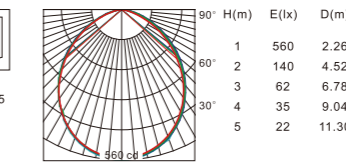
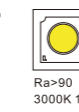


125*125mm

Model	Power	LED voltage	LED Current	CRI	CCT	Beam Angle	LED Output	System output	Dimming Type
KS-DL02-D-412	12W	36V	300mA	90	2700K	90°	778lm	567lm	ON-OFF TRIAC 1-10V DALI
	12W	36V	300mA	90	3000K	90°	1296lm	946lm	ON-OFF TRIAC 1-10V DALI
	12W	36V	300mA	90	4000K	90°	1555lm	1135lm	ON-OFF TRIAC 1-10V DALI
KS-DL02-D-415	15W	36V	350mA	90	2700K	90°	907lm	793lm	ON-OFF TRIAC 1-10V DALI
	15W	36V	350mA	90	3000K	90°	1512lm	1322lm	ON-OFF TRIAC 1-10V DALI
	15W	36V	350mA	90	4000K	90°	1814lm	1586lm	ON-OFF TRIAC 1-10V DALI

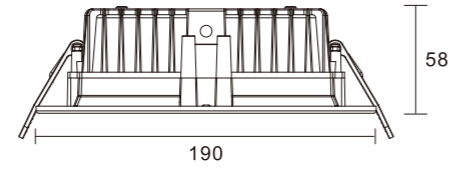


Beam angle 90° Luminous flux 946lm



Beam angle 90° Luminous flux 1322lm

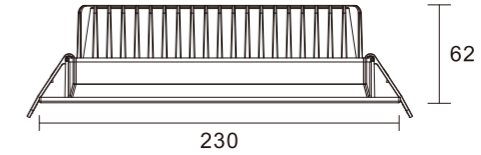
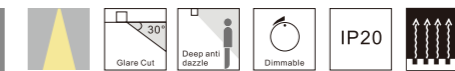
KS-DL02-D-6



165*165mm

Model	Power	LED voltage	LED Current	CRI	CCT	Beam Angle	LED Output	System output	Dimming Type
KS-DL02-D-615	15W	36V	350mA	90	2700K	90°	952lm	907lm	ON-OFF TRIAC 1-10V DALI
	15W	36V	350mA	90	3000K	90°	1588lm	1512lm	ON-OFF TRIAC 1-10V DALI
	15W	36V	350mA	90	4000K	90°	1905lm	1814lm	ON-OFF TRIAC 1-10V DALI
KS-DL02-D-625	25W	36V	600mA	90	2700K	90°	3133lm	1555lm	ON-OFF TRIAC 1-10V DALI
	25W	36V	600mA	90	3000K	90°	3318lm	2592lm	ON-OFF TRIAC 1-10V DALI
	25W	36V	600mA	90	4000K	90°	3981lm	3110lm	ON-OFF TRIAC 1-10V DALI
KS-DL02-D-630	30W	36V	700mA	90	2700K	90°	2250lm	1814lm	ON-OFF TRIAC 1-10V DALI
	30W	36V	700mA	90	3000K	90°	3751lm	3024lm	ON-OFF TRIAC 1-10V DALI
	30W	36V	700mA	90	4000K	90°	4500lm	3628lm	ON-OFF TRIAC 1-10V DALI

KS-DL02-D-8



200*200mm

Model	Power	LED voltage	LED Current	CRI	CCT	Beam Angle	LED Output	System output	Dimming Type
KS-DL02-D-825	25W	36V	600mA	90	2700K	90°	3313lm	1555lm	ON-OFF TRIAC 1-10V DALI
	25W	36V	600mA	90	3000K	90°	3318lm	2592lm	ON-OFF TRIAC 1-10V DALI
	25W	36V	600mA	90	4000K	90°	3981lm	3110lm	ON-OFF TRIAC 1-10V DALI
KS-DL02-D-830	30W	36V	700mA	90	2700K	90°	2250lm	1814lm	ON-OFF TRIAC 1-10V DALI
	30W	36V	700mA	90	3000K	90°	3751lm	3024lm	ON-OFF TRIAC 1-10V DALI
	30W	36V	700mA	90	4000K	90°	4500lm	3618lm	ON-OFF TRIAC 1-10V DALI
KS-DL02-D-835	35W	36V	850mA	90	2700K	90°	3691lm	3430lm	ON-OFF TRIAC 1-10V DALI
	35W	36V	850mA	90	3000K	90°	3952lm	3672lm	ON-OFF TRIAC 1-10V DALI
	35W	36V	850mA	90	4000K	90°	4418lm	4105lm	ON-OFF TRIAC 1-10V DALI

Noah Series IP65




Recessed downlight, optional size 3", 4", 6", and 8".
Die-casting aluminum lamp body and face ring
Reasonable inner structure, firm and reliable, easy for
installation.
IP65 available

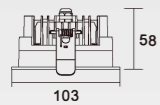


- High brightness LED SMD with Ra>80, the lighting efficiency of the whole lamp is more than 100lm/w.
- Different cutout sizes for options, to meet different needs.
- Heat dissipation structure with die casting aluminum conduct heat effectively and quickly to guarantee the normal lifespan of the LED.
- Superior PMMA transparent cover, distributing uniform luminous beam

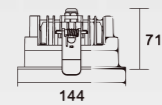
Noah Series SMD



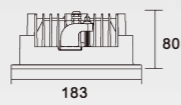
KAS-DL03-D-3
Power: 9W
Cutout: 90mm
Height: 58mm



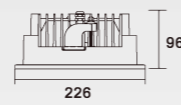
KAS-DL03-D-4
Power: 15W/20W
Cutout: 125-135mm
Height: 71mm



KAS-DL03-D-6
Power: 20W/30W/40W
Cutout: 160-175mm
Height: 80mm

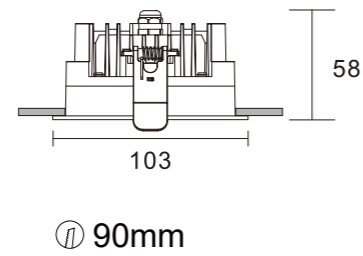
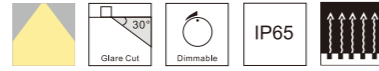



KAS-DL03-D-8
Power: 30W/40W/50W
Cutout: 200-215mm
Height: 96mm

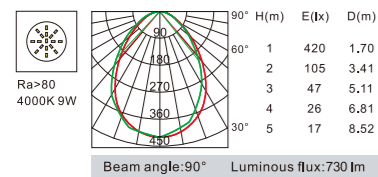


Model	KAS-DL03-D-3	KAS-DL03-D-4	KAS-DL03-D-6	KAS-DL03-D-8
Product Photo				
Dimension(mm)				
Cutout(mm)	90	125-135	160-175	200-215
Wattage	9W	15W/20W	20W/30W/40W	30W/40W/50W
CCT	2700K 3000K 3500K 4000K 5000K	2700K 3000K 3500K 4000K 5000K	2700K 3000K 3500K 4000K 5000K	2700K 3000K 3500K 4000K 5000K
CRI	>80	>80	>80	>80
Beam Angle	90°	90°	90°	90°
Lumen	810LM	1500-2000LM	2000-4000LM	3000-5000LM
IP	IP 65	IP 65	IP 65	IP 65
Dimming	TRIAC/1-10V/DALI	TRIAC/1-10V/DALI	TRIAC/1-10V/DALI	TRIAC/1-10V/DALI
Colour	White+Iron gray	White+Iron gray	White+Iron gray	White+Iron gray

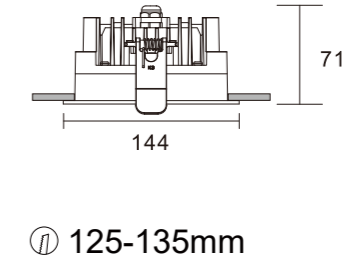
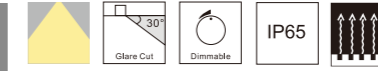

KAS-DL03-D-3



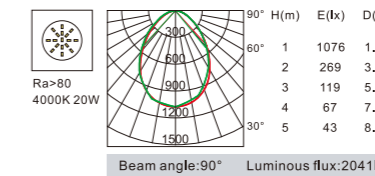
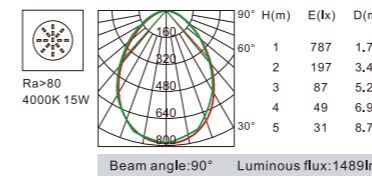
Model	Power	LED voltage	LED Current	CRI	CCT	Beam Angle	LED Output	System output	Dimming Type
KAS-DL03-D-309	9W	36V	200mA	90	2700K	90°	720lm	678lm	ON-OFF TRIAC 1-10V DALI
	9W	36V	200mA	90	3000K	90°	775lm	730lm	ON-OFF TRIAC 1-10V DALI
	9W	36V	200mA	90	4000K	90°	825lm	778lm	ON-OFF TRIAC 1-10V DALI



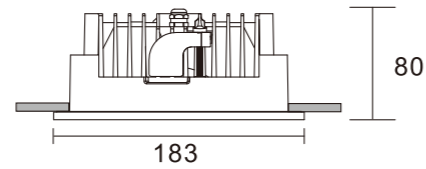

KAS-DL03-D-4



Model	Power	LED voltage	LED Current	CRI	CCT	Beam Angle	LED Output	System output	Dimming Type
KAS-DL03-D-415	15W	36V	350mA	90	2700K	90°	1560lm	1041lm	ON-OFF TRIAC 1-10V DALI
	15W	36V	350mA	90	3000K	90°	1950lm	1302lm	ON-OFF TRIAC 1-10V DALI
	15W	36V	350mA	90	4000K	90°	2230lm	1489lm	ON-OFF TRIAC 1-10V DALI
KAS-DL03-D-420	20W	36V	500mA	90	2700K	90°	1595lm	1253lm	ON-OFF TRIAC 1-10V DALI
	20W	36V	500mA	90	3000K	90°	2160lm	1698lm	ON-OFF TRIAC 1-10V DALI
	20W	36V	500mA	90	4000K	90°	2595lm	2041lm	ON-OFF TRIAC 1-10V DALI



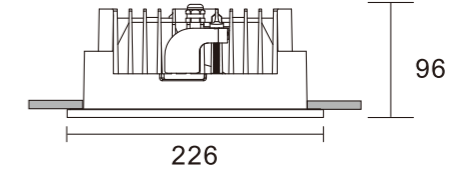

KAS-DL03-D-6



⌀ 160-175mm


Model	Power	LED voltage	LED Current	CRI	CCT	Beam Angle	LED Output	System output	Dimming Type
KAS-DL03-D-620	20W	36V	500mA	90	2700K	90°	1595lm	1298lm	ON-OFF TRIAC 1-10V DALI
	20W	36V	500mA	90	3000K	90°	2160lm	1759lm	ON-OFF TRIAC 1-10V DALI
	20W	36V	500mA	90	4000K	90°	2595lm	2114lm	ON-OFF TRIAC 1-10V DALI
KAS-DL03-D-630	30W	36V	700mA	90	2700K	90°	1814lm	1418lm	ON-OFF TRIAC 1-10V DALI
	30W	36V	700mA	90	3000K	90°	3024lm	2364lm	ON-OFF TRIAC 1-10V DALI
	30W	36V	700mA	90	4000K	90°	3628lm	2837lm	ON-OFF TRIAC 1-10V DALI
KAS-DL03-D-640	40W	36V	900mA	90	2700K	90°	3430lm	3318lm	ON-OFF TRIAC 1-10V DALI
	40W	36V	900mA	90	3000K	90°	3888lm	3762lm	ON-OFF TRIAC 1-10V DALI
	40W	36V	900mA	90	4000K	90°	4105lm	3972lm	ON-OFF TRIAC 1-10V DALI

KAS-DL03-D-8

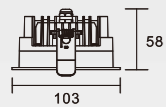


⌀ 200-215mm

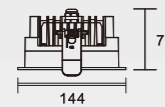
Model	Power	LED voltage	LED Current	CRI	CCT	Beam Angle	LED Output	System output	Dimming Type
KAS-DL03-D-830	30W	36V	700mA	90	2700K	90°	1814lm	1521lm	ON-OFF TRIAC 1-10V DALI
	30W	36V	700mA	90	3000K	90°	3924lm	3292lm	ON-OFF TRIAC 1-10V DALI
	30W	36V	700mA	90	4000K	90°	3628lm	3044lm	ON-OFF TRIAC 1-10V DALI
KAS-DL03-D-840	40W	36V	900mA	90	2700K	90°	3933lm	3624lm	ON-OFF TRIAC 1-10V DALI
	40W	36V	900mA	90	3000K	90°	4471lm	4121lm	ON-OFF TRIAC 1-10V DALI
	40W	36V	900mA	90	4000K	90°	4728lm	4352lm	ON-OFF TRIAC 1-10V DALI
KAS-DL03-D-850	50W	36V	1200mA	90	2700K	90°	5447lm	5156lm	ON-OFF TRIAC 1-10V DALI
	50W	36V	1200mA	90	3000K	90°	5961lm	5643lm	ON-OFF TRIAC 1-10V DALI
	50W	36V	1200mA	90	4000K	90°	6274lm	5940lm	ON-OFF TRIAC 1-10V DALI



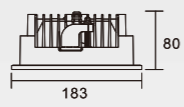
KAS-DL03-R-3
 Power: 9W
 Cutout: 90mm
 Height: 58mm



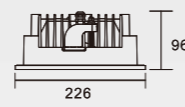
KAS-DL03-R-4
 Power: 15W/20W
 Cutout: 125-135mm
 Height: 71mm



KAS-DL03-R-6
 Power: 20W/30W/40W
 Cutout: 160-175mm
 Height: 80mm



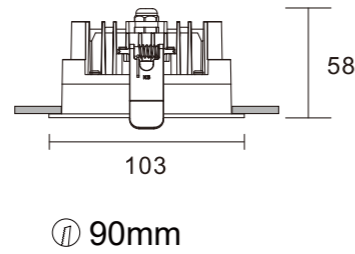
KAS-DL03-R-8
 Power: 30W/40W/50W
 Cutout: 200-215mm
 Height: 96mm



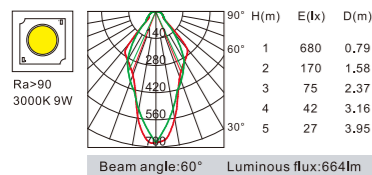
Noah Series COB

Model	KAS-DL03-R-3	KAS-DL03-R-4	KAS-DL03-R-6	KAS-DL03-R-8
Product Photo				
Dimension(mm)				
Cutout(mm)	90	125-135	160-175	200-215
Wattage	9W	15W/20W	20W/30W/40W	30W/40W/50W
CCT	2700K 3000K 3500K 4000K 5000K	2700K 3000K 3500K 4000K 5000K	2700K 3000K 3500K 4000K 5000K	2700K 3000K 3500K 4000K 5000K
CRI	>90	>90	>90	>90
Beam Angle	60°	60°	60°	60°
Lumen	675LM	1200-1600LM	1800-3400LM	2400-4250LM
IP	IP 65	IP 65	IP 65	IP 65
Dimming	TRIAC/1-10V/DALI	TRIAC/1-10V/DALI	TRIAC/1-10V/DALI	TRIAC/1-10V/DALI
Colour	White+Iron gray	White+Iron gray	White+Iron gray	White+Iron gray

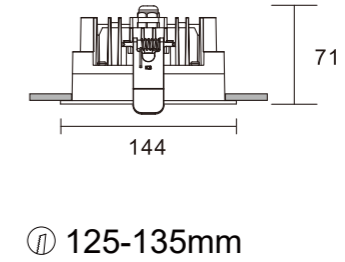
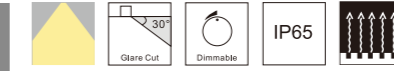
KAS-DL03-R-3



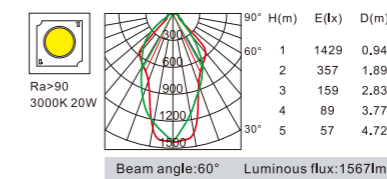
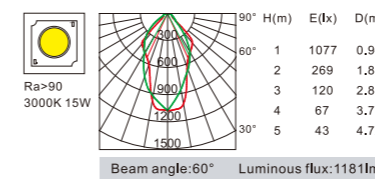
Model	Power	LED voltage	LED Current	CRI	CCT	Beam Angle	LED Output	System output	Dimming Type
KAS-DL03-R-309	9W	36V	200mA	90	2700K	60°	890lm	527lm	ON-OFF TRIAC 1-10V DALI
	9W	36V	200mA	90	3000K	60°	1080lm	664lm	ON-OFF TRIAC 1-10V DALI
	9W	36V	200mA	90	4000K	60°	1265lm	777lm	ON-OFF TRIAC 1-10V DALI



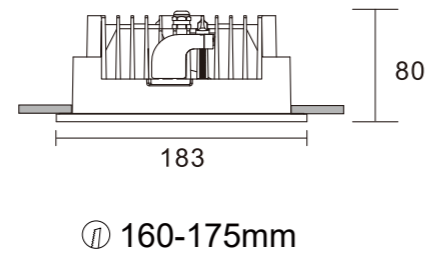
KAS-DL03-R-4



Model	Power	LED voltage	LED Current	CRI	CCT	Beam Angle	LED Output	System output	Dimming Type
KAS-DL03-R-415	15W	36V	350mA	90	2700K	60°	1560lm	944lm	ON-OFF TRIAC 1-10V DALI
	15W	36V	350mA	90	3000K	60°	1950lm	1181lm	ON-OFF TRIAC 1-10V DALI
	15W	36V	350mA	90	4000K	60°	2230lm	1350lm	ON-OFF TRIAC 1-10V DALI
KAS-DL03-R-420	20W	36V	500mA	90	2700K	60°	1595lm	1157lm	ON-OFF TRIAC 1-10V DALI
	20W	36V	500mA	90	3000K	60°	2160lm	1567lm	ON-OFF TRIAC 1-10V DALI
	20W	36V	500mA	90	4000K	60°	2595lm	1882lm	ON-OFF TRIAC 1-10V DALI

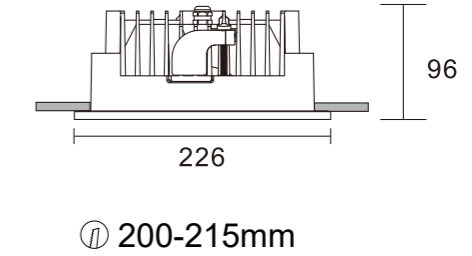


KAS-DL03-R-6

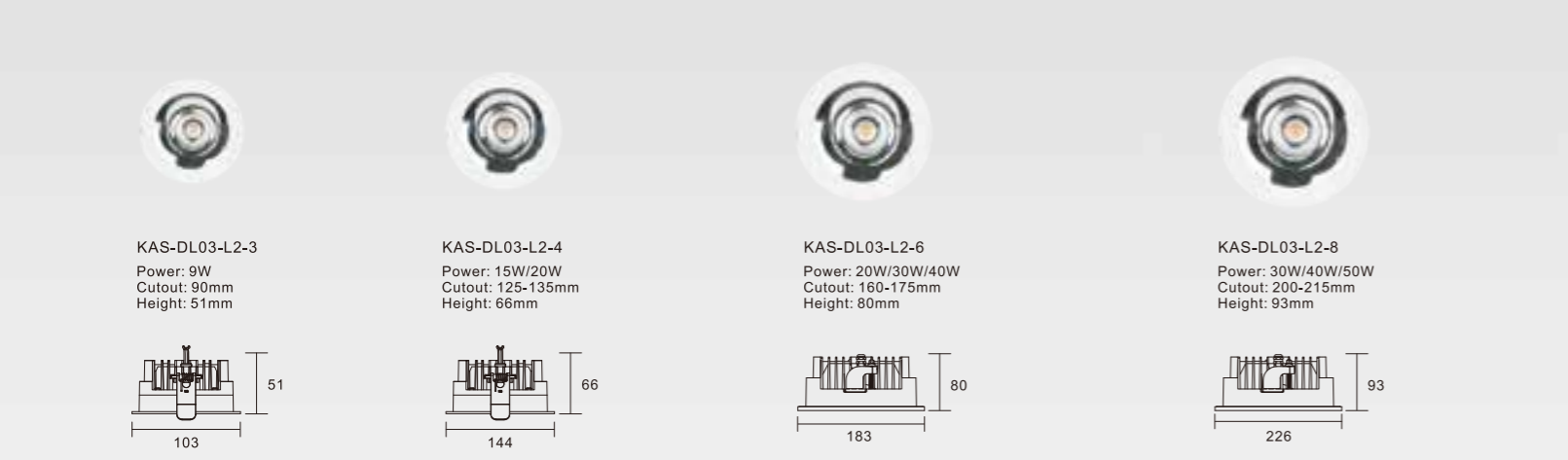


Model	Power	LED voltage	LED Current	CRI	CCT	Beam Angle	LED Output	System output	Dimming Type
KAS-DL03-R-620	20W	36V	500mA	90	2700K	60°	1595lm	1275lm	ON-OFF TRIAC 1-10V DALI
	20W	36V	500mA	90	3000K	60°	2160lm	1727lm	ON-OFF TRIAC 1-10V DALI
	20W	36V	500mA	90	4000K	60°	2595lm	2074lm	ON-OFF TRIAC 1-10V DALI
KAS-DL03-R-630	30W	36V	700mA	90	2700K	60°	1814lm	1413lm	ON-OFF TRIAC 1-10V DALI
	30W	36V	700mA	90	3000K	60°	3024lm	2356lm	ON-OFF TRIAC 1-10V DALI
	30W	36V	700mA	90	4000K	60°	3628lm	2826lm	ON-OFF TRIAC 1-10V DALI
KAS-DL03-R-640	40W	36V	1000mA	90	2700K	60°	3430lm	2917lm	ON-OFF TRIAC 1-10V DALI
	40W	36V	1000mA	90	3000K	60°	3888lm	3307lm	ON-OFF TRIAC 1-10V DALI
	40W	36V	1000mA	90	4000K	90°	4105lm	3491lm	ON-OFF TRIAC 1-10V DALI

KAS-DL03-R-8



Model	Power	LED voltage	LED Current	CRI	CCT	Beam Angle	LED Output	System output	Dimming Type
KAS-DL03-R-830	30W	36V	700mA	90	2700K	60°	1814lm	1072lm	ON-OFF TRIAC 1-10V DALI
	30W	36V	700mA	90	3000K	60°	3924lm	2321lm	ON-OFF TRIAC 1-10V DALI
	30W	36V	700mA	90	4000K	60°	3628lm	2145lm	ON-OFF TRIAC 1-10V DALI
KAS-DL03-R-840	40W	36V	1000mA	90	2700K	60°	3420lm	2873lm	ON-OFF TRIAC 1-10V DALI
	40W	36V	1000mA	90	3000K	60°	3888lm	3267lm	ON-OFF TRIAC 1-10V DALI
	40W	36V	1000mA	90	4000K	60°	4105lm	3449lm	ON-OFF TRIAC 1-10V DALI
KAS-DL03-R-850	50W	36V	1400mA	90	2700K	60°	4970lm	3996lm	ON-OFF TRIAC 1-10V DALI
	50W	36V	1400mA	90	3000K	60°	5184lm	4169lm	ON-OFF TRIAC 1-10V DALI
	50W	36V	1400mA	90	4000K	60°	5524lm	4442lm	ON-OFF TRIAC 1-10V DALI



KAS-DL03-L2-3
Power: 9W
Cutout: 90mm
Height: 51mm

KAS-DL03-L2-4
Power: 15W/20W
Cutout: 125-135mm
Height: 66mm

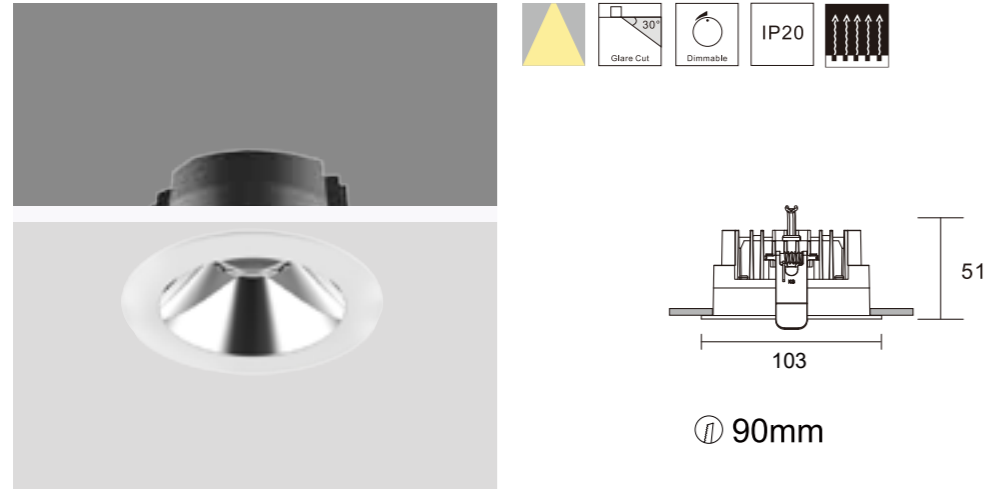
KAS-DL03-L2-6
Power: 20W/30W/40W
Cutout: 160-175mm
Height: 80mm

KAS-DL03-L2-8
Power: 30W/40W/50W
Cutout: 200-215mm
Height: 93mm

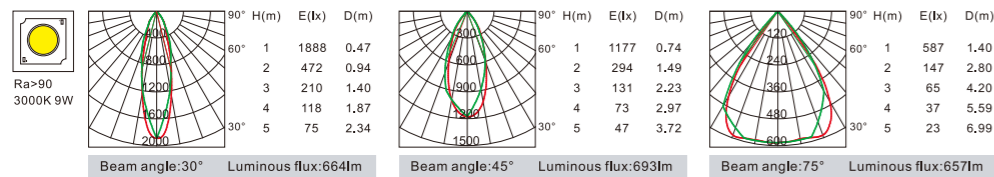
Noah Series Lens

Model	KAS-DL03-L2-3	KAS-DL03-L2-4	KAS-DL03-L2-6	KAS-DL03-L2-8
Product Photo				
Dimension(mm)				
Cutout(mm)	90	125-135	160-175	200-215
Wattage	9W	15W/20W	20W/30W/40W	30W/40W/50W
CCT	2700K 3000K 3500K 4000K 5000K	2700K 3000K 3500K 4000K 5000K	2700K 3000K 3500K 4000K 5000K	2700K 3000K 3500K 4000K 5000K
CRI	>90	>90	>90	>90
Beam Angle	30°/45°/75°	30°/45°/75°	30°/45°/80°	35°/45°/85°
Lumen	720LM	1200-1600LM	1800-3200LM	2400-4250LM
IP	IP 20	IP 20	IP 20	IP 20
Dimming	TRIAC/1-10V/DALI	TRIAC/1-10V/DALI	TRIAC/1-10V/DALI	TRIAC/1-10V/DALI
Colour	White+Iron gray	White+Iron gray	White+Iron gray	White+Iron gray

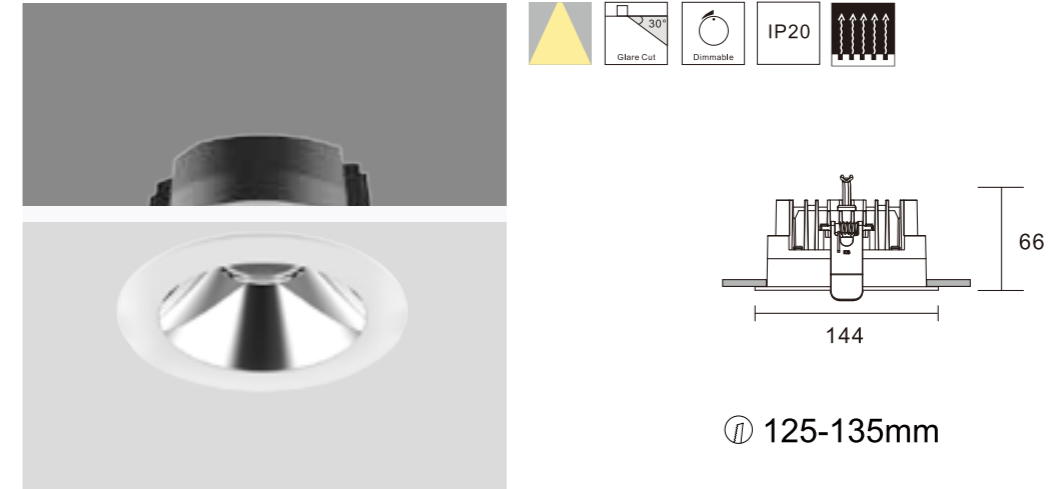
KAS-DL03-L2-3



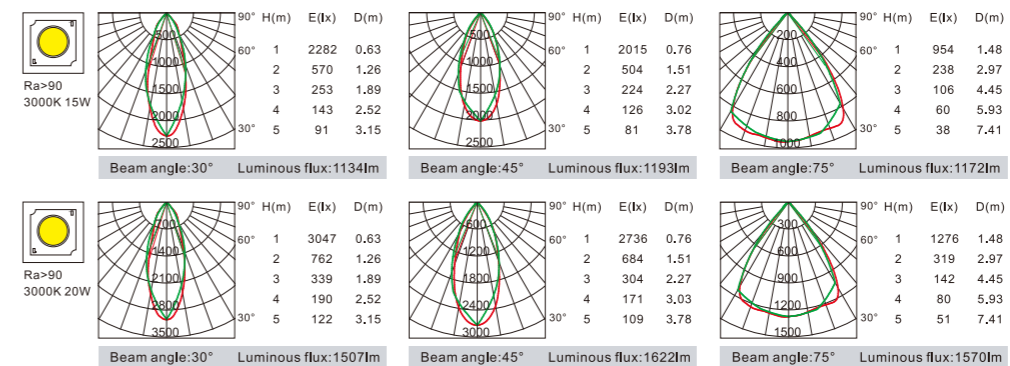
Model	Power	LED voltage	LED Current	CRI	CCT	Beam Angle	LED Output	System output	Dimming Type
KAS-DL03-L2-309	9W	36V	250mA	90	2700K	30°	847lm	639lm	ON-OFF TRIAC
						45°	847lm	667lm	1-10V
						75°	847lm	632lm	DALI
9W	36V	250mA	90	3000K	30°	880lm	664lm	ON-OFF TRIAC	
					45°	880lm	693lm	1-10V	
					75°	880lm	657lm	DALI	
9W	36V	250mA	90	4000K	30°	895lm	675lm	ON-OFF TRIAC	
					45°	895lm	704lm	1-10V	
					75°	895lm	668lm	DALI	



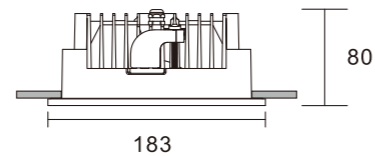
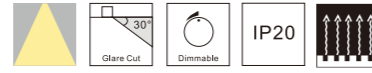
KAS-DL03-L2-4



Model	Power	LED voltage	LED Current	CRI	CCT	Beam Angle	LED Output	System output	Dimming Type
KAS-DL03-L2-415	15W	36V	350mA	90	2700K	30°	1481lm	1091lm	ON-OFF TRIAC
						45°	1481lm	1148lm	1-10V
						75°	1481lm	1096lm	DALI
15W	36V	350mA	90	3000K	30°	1538lm	1134lm	ON-OFF TRIAC	
					45°	1538lm	1193lm	1-10V	
					75°	1538lm	1172lm	DALI	
15W	36V	350mA	90	4000K	30°	1565lm	1153lm	ON-OFF TRIAC	
					45°	1565lm	1179lm	1-10V	
					75°	1565lm	1192lm	DALI	
KAS-DL03-L2-420	20W	36V	500mA	90	2700K	30°	2077lm	1447lm	ON-OFF TRIAC
						45°	2077lm	1558lm	1-10V
						75°	2077lm	1508lm	DALI
20W	36V	500mA	90	3000K	30°	2162lm	1507lm	ON-OFF TRIAC	
					45°	2162lm	1622lm	1-10V	
					75°	2162lm	1570lm	DALI	
20W	36V	500mA	90	4000K	30°	2194lm	1529lm	ON-OFF TRIAC	
					45°	2194lm	1646lm	1-10V	
					75°	2194lm	1593lm	DALI	



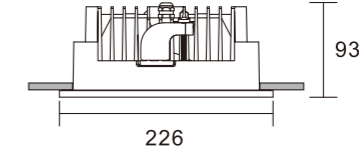
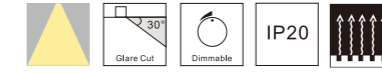
KAS-DL03-L2-6



⌀ 160-175mm

Model	Power	LED voltage	LED Current	CRI	CCT	Beam Angle	LED Output	System output	Dimming Type
KAS-DL03-L2-620	20W	36V	500mA	90	2700K	30°	2077lm	1632lm	ON-OFF TRIAC
						45°	2077lm	1702lm	1-10V
						80°	2077lm	1657lm	DALI
	20W	36V	500mA	90	3000K	30°	2162lm	1699lm	ON-OFF TRIAC
						45°	2162lm	1772lm	1-10V
						80°	2162lm	1725lm	DALI
	20W	36V	500mA	90	4000K	30°	2194lm	1724lm	ON-OFF TRIAC
						45°	2194lm	1798lm	1-10V
						80°	2194lm	1750lm	DALI
KAS-DL03-L2-630	30W	36V	700mA	90	2700K	30°	1814lm	1343lm	ON-OFF TRIAC
						45°	1814lm	1403lm	1-10V
						80°	1814lm	1358lm	DALI
	30W	36V	700mA	90	3000K	30°	3024lm	2239lm	ON-OFF TRIAC
						45°	3024lm	2340lm	1-10V
						80°	3024lm	2264lm	DALI
	30W	36V	700mA	90	4000K	30°	3628lm	2686lm	ON-OFF TRIAC
						45°	3628lm	2807lm	1-10V
						80°	3628lm	2716lm	DALI
KAS-DL03-L2-640	40W	36V	1000mA	90	2700K	30°	3430lm	2816lm	ON-OFF TRIAC
						45°	3430lm	2950lm	1-10V
						80°	3430lm	2872lm	DALI
	40W	36V	1000mA	90	3000K	30°	3888lm	3195lm	ON-OFF TRIAC
						45°	3888lm	3344lm	1-10V
						80°	3888lm	3256lm	DALI
	40W	36V	1000mA	90	4000K	30°	4105lm	3373lm	ON-OFF TRIAC
						45°	4105lm	3530lm	1-10V
						80°	4105lm	3437lm	DALI

KAS-DL03-L2-8



⌀ 200-215mm

Model	Power	LED voltage	LED Current	CRI	CCT	Beam Angle	LED Output	System output	Dimming Type
KAS-DL03-L2-830	30W	36V	700mA	90	2700K	30°	1814lm	1348lm	ON-OFF TRIAC
						45°	1814lm	1412lm	1-10V
						80°	1814lm	1363lm	DALI
	30W	36V	700mA	90	3000K	30°	3024lm	2248lm	ON-OFF TRIAC
						45°	3024lm	2355lm	1-10V
						80°	3024lm	2273lm	DALI
	30W	36V	700mA	90	4000K	30°	3628lm	2697lm	ON-OFF TRIAC
						45°	3628lm	2825lm	1-10V
						80°	3628lm	2726lm	DALI
KAS-DL03-L2-840	40W	36V	1000mA	90	2700K	35°	3430lm	2922lm	ON-OFF TRIAC
						45°	3430lm	2980lm	1-10V
						85°	3430lm	2886lm	DALI
	40W	36V	1000mA	90	3000K	35°	3888lm	3313lm	ON-OFF TRIAC
						45°	3888lm	3378lm	1-10V
						85°	3888lm	3272lm	DALI
	40W	36V	1000mA	90	4000K	35°	4105lm	3497lm	ON-OFF TRIAC
						45°	4105lm	3566lm	1-10V
						85°	4105lm	3454lm	DALI
KAS-DL03-L2-850	50W	36V	1200mA	90	2700K	35°	4970lm	3880lm	ON-OFF TRIAC
						45°	4970lm	4040lm	1-10V
						85°	4970lm	3946lm	DALI
	50W	36V	1200mA	90	3000K	35°	5184lm	4048lm	ON-OFF TRIAC
						45°	5184lm	4214lm	1-10V
						85°	5184lm	4116lm	DALI
	50W	36V	1200mA	90	4000K	35°	5524lm	4313lm	ON-OFF TRIAC
						45°	5524lm	4490lm	1-10V
						85°	5524lm	4385lm	DALI

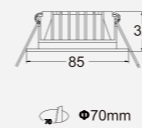
DL15 Series



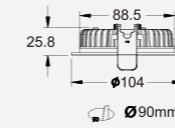
- LED SMD light source is adopted, RA > 90, light efficiency up to 120lm / W
- A variety of opening sizes are available to meet different needs
- The die-casting aluminum structure lamp body is adopted to effectively and quickly dissipate heat and ensure the normal life of the chip
- the high-quality acrylic light transmission panel is used to evenly scatter light, and the light transmittance is as high as 93%, effectively reducing light loss



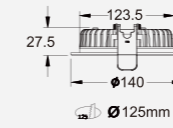
KAS-DL15-A-2
Power: 5W/7W
Cutout: 70mm
Height:32mm



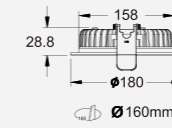
KAS-DL15-A-3
Power: 7W/9W/12W
Cutout: 88.5-90mm
Height:25.8mm



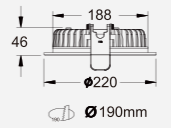
KAS-DL15-A-4
Power: 12W/15W
Cutout: 123-125mm
Height:27.5mm



KAS-DL15-A-6
Power: 12W/15W/20W/23W
Cutout: 158-160mm
Height:28.8mm



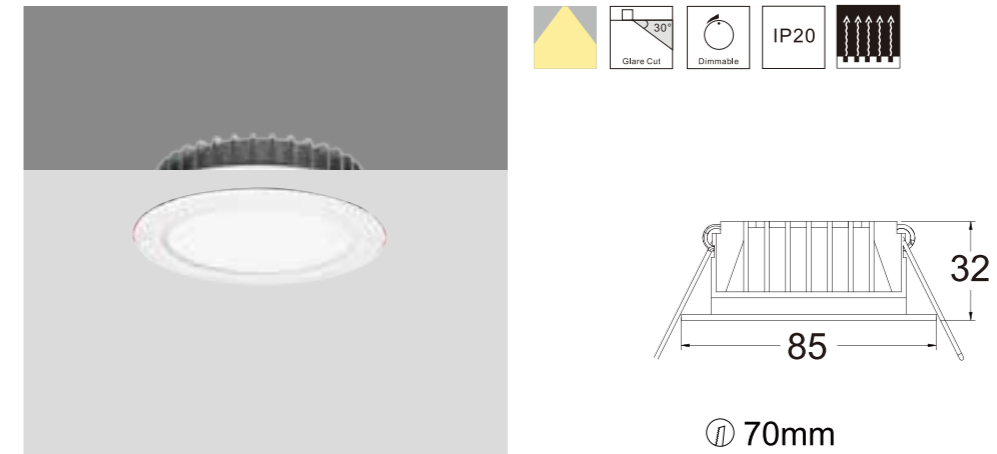
KAS-DL15-A-8
Power: 20W/23W/30W
Cutout: 188-190mm
Height:46mm



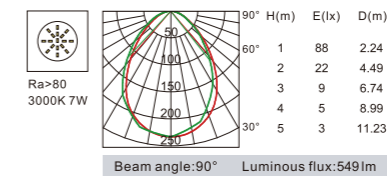
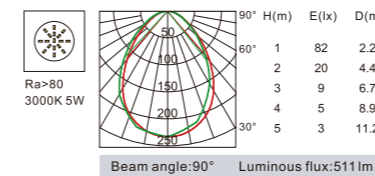
KAS-DL15

Model	KAS-DL15-A-2	KAS-DL15-A-3	KAS-DL15-A-4	KAS-DL15-A-6	KAS-DL15-A-8
Product Photo					
Dimension(mm)					
Cutout(mm)	70	88.5-90	123-125	158-160	188-190
Wattage	5W/7W	7W/9W/12W	12W/15W	12W/15W/20W/23W	20W/23W/30W
CCT	2700K 3000K 3500K 4000K 5000K	2700K 3000K 3500K 4000K 5000K	2700K 3000K 3500K 4000K 5000K	2700K 3000K 3500K 4000K 5000K	2700K 3000K 3500K 4000K 5000K
CRI	>80	>80	>80	>80	>80
Beam Angle	90°	90°	90°	90°	90°
Lumen	810LM	1500-2000LM	2000-4000LM	3000-5000LM	3000-5000LM
IP	IP 20	IP 20	IP 20	IP 20	IP 20
Dimming	TRIAC/1-10V/DALI	TRIAC/1-10V/DALI	TRIAC/1-10V/DALI	TRIAC/1-10V/DALI	TRIAC/1-10V/DALI
Colour	White+Iron gray	White+Iron gray	White+Iron gray	White+Iron gray	White+Iron gray

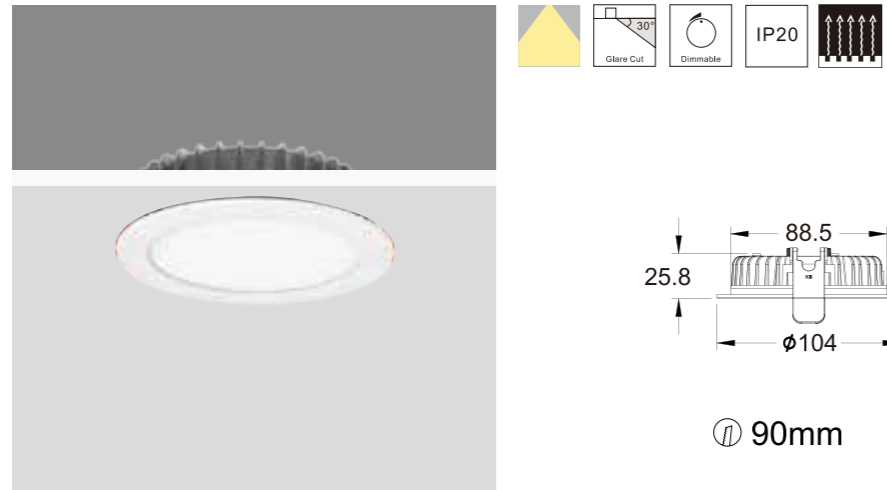
KAS-DL15-A-2



Model	Power	LED voltage	LED Current	CRI	CCT	Beam Angle	LED Output	System output	Dimming Type
KAS-DL15-A-205	5W	36V	120mA	90	2700K	90°	390lm	306lm	ON-OFF TRIAC 1-10V DALI
	5W	36V	120mA	90	3000K	90°	650lm	511lm	ON-OFF TRIAC 1-10V DALI
	5W	36V	120mA	90	4000K	90°	812lm	638lm	ON-OFF TRIAC 1-10V DALI
KAS-DL15-A-207	7W	36V	150mA	90	2700K	90°	546lm	329lm	ON-OFF TRIAC 1-10V DALI
	7W	36V	150mA	90	3000K	90°	910lm	549lm	ON-OFF TRIAC 1-10V DALI
	7W	34V	150mA	90	4000K	90°	1137lm	685lm	ON-OFF TRIAC 1-10V DALI

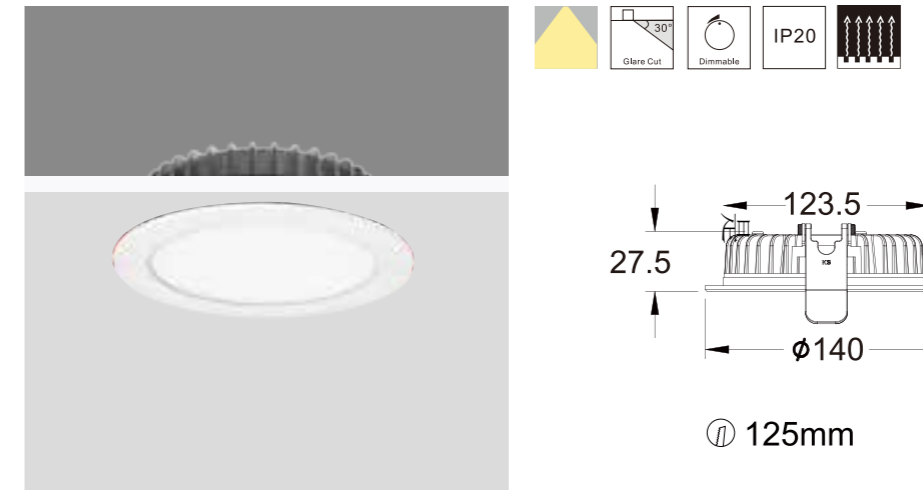


KAS-DL15-A-3




Model	Power	LED voltage	LED Current	CRI	CCT	Beam Angle	LED Output	System output	Dimming Type
KAS-DL15-A-307	7W	36V	150mA	90	2700K	90°	546lm	332lm	ON-OFF TRIAC 1-10V DALI
	7W	36V	150mA	90	3000K	90°	910lm	554lm	ON-OFF TRIAC 1-10V DALI
	7W	36V	150mA	90	4000K	90°	1137lm	692lm	ON-OFF TRIAC 1-10V DALI
KAS-DL15-A-309	9W	36V	250mA	90	2700K	90°	702lm	435lm	ON-OFF TRIAC 1-10V DALI
	9W	36V	250mA	90	3000K	90°	1170lm	725lm	ON-OFF TRIAC 1-10V DALI
	9W	36V	250mA	90	4000K	90°	1462lm	905lm	ON-OFF TRIAC 1-10V DALI
KAS-DL15-A-312	12W	36V	300mA	90	2700K	90°	936lm	626lm	ON-OFF TRIAC 1-10V DALI
	12W	36V	300mA	90	3000K	90°	1560lm	1044lm	ON-OFF TRIAC 1-10V DALI
	12W	36V	300mA	90	4000K	90°	1950lm	1305lm	ON-OFF TRIAC 1-10V DALI

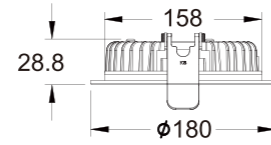
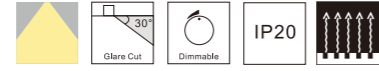
KAS-DL15-A-4



Model	Power	LED voltage	LED Current	CRI	CCT	Beam Angle	LED Output	System output	Dimming Type
KAS-DL15-A-412	12W	36V	300mA	90	2700K	90°	936lm	631lm	ON-OFF TRIAC 1-10V DALI
	12W	36V	300mA	90	3000K	90°	1560lm	1052lm	ON-OFF TRIAC 1-10V DALI
	12W	36V	300mA	90	4000K	90°	1950lm	1315lm	ON-OFF TRIAC 1-10V DALI
KAS-DL15-A-415	15W	36V	350mA	90	2700K	90°	1170lm	852lm	ON-OFF TRIAC 1-10V DALI
	15W	36V	350mA	90	3000K	90°	1951lm	1421lm	ON-OFF TRIAC 1-10V DALI
	15W	36V	350mA	90	4000K	90°	2437lm	1774lm	ON-OFF TRIAC 1-10V DALI

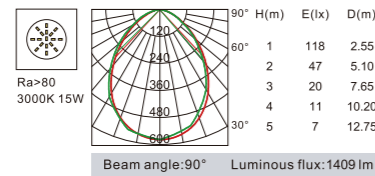
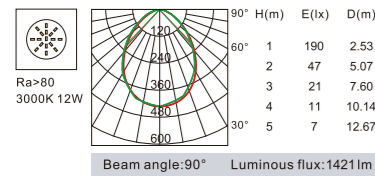


KAS-DL15-A-6

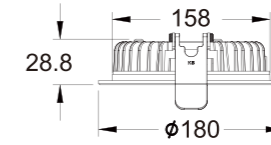
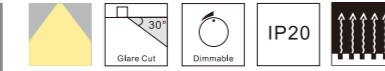


⌀ 160mm

Model	Power	LED voltage	LED Current	CRI	CCT	Beam Angle	LED Output	System output	Dimming Type
KAS-DL15-A-612	12W	36V	300mA	90	2700K	90°	936lm	764lm	ON-OFF TRIAC 1-10V DALI
	12W	36V	300mA	90	3000K	90°	1560lm	1191lm	ON-OFF TRIAC 1-10V DALI
	12W	36V	300mA	90	4000K	90°	1950lm	1488lm	ON-OFF TRIAC 1-10V DALI
KAS-DL15-A-615	15W	36V	350mA	90	2700K	90°	1170lm	844lm	ON-OFF TRIAC 1-10V DALI
	15W	36V	350mA	90	3000K	90°	1951lm	1409lm	ON-OFF TRIAC 1-10V DALI
	15W	36V	350mA	90	4000K	90°	2437lm	1759lm	ON-OFF TRIAC 1-10V DALI

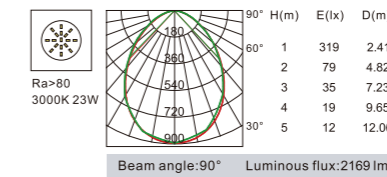
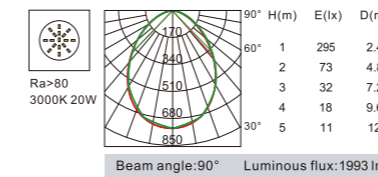


KAS-DL15-A-6

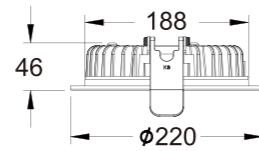



⌀ 160mm

Model	Power	LED voltage	LED Current	CRI	CCT	Beam Angle	LED Output	System output	Dimming Type
KAS-DL15-A-620	20W	36V	500mA	90	2700K	90°	1556lm	1195lm	ON-OFF TRIAC 1-10V DALI
	20W	36V	500mA	90	3000K	90°	2593lm	1993lm	ON-OFF TRIAC 1-10V DALI
	20W	36V	500mA	90	4000K	90°	3241lm	2491lm	ON-OFF TRIAC 1-10V DALI
KAS-DL15-A-623	23W	36V	600mA	90	2700K	90°	1791lm	1309lm	ON-OFF TRIAC 1-10V DALI
	23W	36V	600mA	90	3000K	90°	2966lm	2169lm	ON-OFF TRIAC 1-10V DALI
	23W	36V	600mA	90	4000K	90°	3732lm	2729lm	ON-OFF TRIAC 1-10V DALI



KAS-DL15-A-8



⌀ 190mm

Model	Power	LED voltage	LED Current	CRI	CCT	Beam Angle	LED Output	System output	Dimming Type
KAS-DL15-B-820	20W	36V	500mA	90	2700K	90°	1556lm	1312lm	ON-OFF TRIAC 1-10V DALI
	20W	36V	500mA	90	3000K	90°	2593lm	2178lm	ON-OFF TRIAC 1-10V DALI
	20W	36V	500mA	90	4000K	90°	3241lm	2772lm	ON-OFF TRIAC 1-10V DALI
KAS-DL15-B-823	23W	36V	600mA	90	2700K	90°	1791lm	1518lm	ON-OFF TRIAC 1-10V DALI
	23W	36V	600mA	90	3000K	90°	2986lm	2532lm	ON-OFF TRIAC 1-10V DALI
	23W	36V	600mA	90	4000K	90°	3732lm	3164lm	ON-OFF TRIAC 1-10V DALI
KAS-DL15-B-830	30W	36V	800mA	90	2700K	90°	2338lm	1785lm	ON-OFF TRIAC 1-10V DALI
	30W	36V	800mA	90	3000K	90°	3898lm	2977lm	ON-OFF TRIAC 1-10V DALI
	30W	36V	800mA	90	4000K	90°	4872lm	3720lm	ON-OFF TRIAC 1-10V DALI

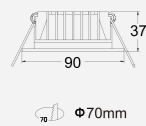


- LED SMD light source is adopted, RA > 90, light efficiency up to 120lm / W
- A variety of opening sizes are available to meet different needs
- The die-casting aluminum structure lamp body is adopted to effectively and quickly dissipate heat and ensure the normal life of the chip
- the high-quality acrylic light transmission panel is used to evenly scatter light, and the light transmittance is as high as 93%, effectively reducing light loss

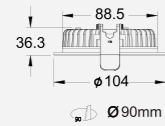
DL15 Series



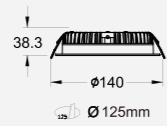
KAS-DL15-B-2
Power: 5W/7W
Cutout: 70mm
Height: 37mm



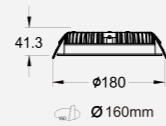
KAS-DL15-B-3
Power: 7W/9W/12W
Cutout: 88.5-90mm
Height: 36.3mm



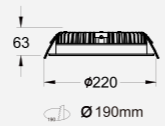
KAS-DL15-B-4
Power: 12W/15W
Cutout: 123-125mm
Height: 38.3mm



KAS-DL15-B-6
Power: 12W/15W/20W/23W
Cutout: 158-160mm
Height: 41.3mm

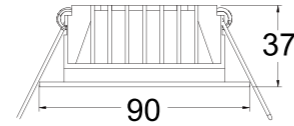
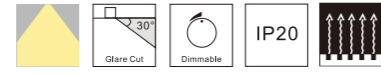


KAS-DL15-B-8
Power: 20W/23W/30W
Cutout: 188-190mm
Height: 63mm



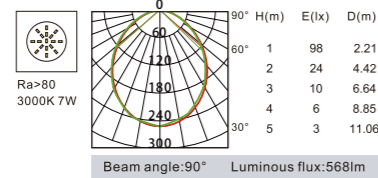
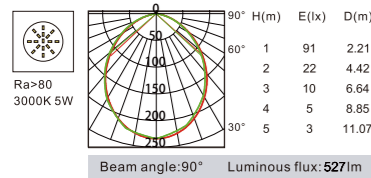
Model	KAS-DL15-B-2	KAS-DL15-B-3	KAS-DL15-B-4	KAS-DL15-B-6	KAS-DL15-B-8
Product Photo					
Dimension(mm)					
Cutout(mm)	70	88.5-90	123-125	158-160	188-190
Wattage	5W/7W	7W/9W/12W	12W/15W	12W/15W/20W/23W	20W/23W/30W
CCT	2700K 3000K 3500K 4000K 5000K	2700K 3000K 3500K 4000K 5000K	2700K 3000K 3500K 4000K 5000K	2700K 3000K 3500K 4000K 5000K	2700K 3000K 3500K 4000K 5000K
CRI	>80	>80	>80	>80	>80
Beam Angle	90°	90°	90°	90°	90°
Lumen	810LM	1500-2000LM	2000-4000LM	3000-5000LM	3000-5000LM
IP	IP 20	IP 20	IP 20	IP 20	IP 20
Dimming	TRIAC/1-10V/DALI	TRIAC/1-10V/DALI	TRIAC/1-10V/DALI	TRIAC/1-10V/DALI	TRIAC/1-10V/DALI
Colour	White+Iron gray	White+Iron gray	White+Iron gray	White+Iron gray	White+Iron gray

KAS-DL15-B-2

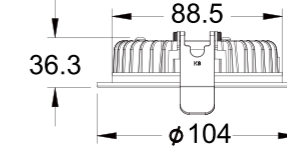
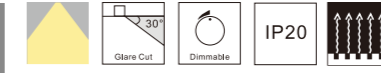


⌀ 70mm

Model	Power	LED voltage	LED Current	CRI	CCT	Beam Angle	LED Output	System output	Dimming Type
KAS-DL15-B-205	5W	36V	120mA	90	2700K	90°	390lm	316lm	ON-OFF TRIAC 1-10V DALI
	5W	36V	120mA	90	3000K	90°	650lm	527lm	ON-OFF TRIAC 1-10V DALI
	5W	36V	120mA	90	4000K	90°	812lm	658lm	ON-OFF TRIAC 1-10V DALI
KAS-DL15-B-207	7W	36V	150mA	90	2700K	90°	546lm	340lm	ON-OFF TRIAC 1-10V DALI
	7W	36V	150mA	90	3000K	90°	910lm	568lm	ON-OFF TRIAC 1-10V DALI
	7W	34V	150mA	90	4000K	90°	1137lm	709lm	ON-OFF TRIAC 1-10V DALI



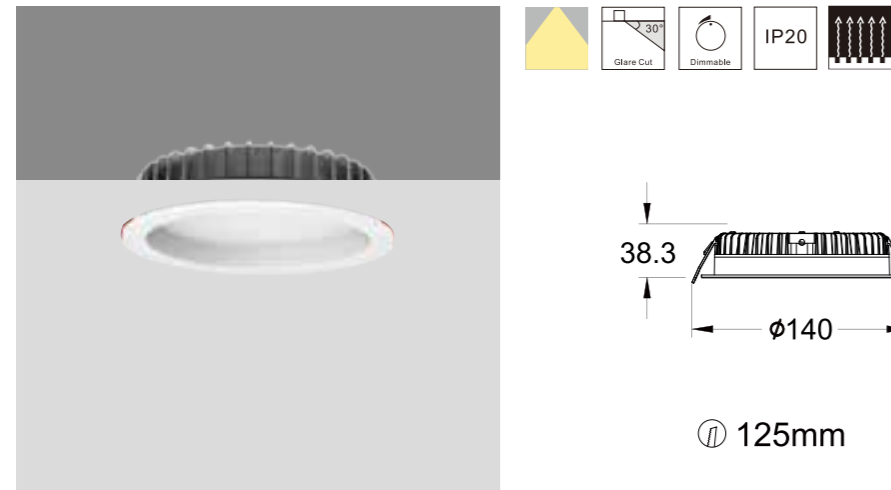
KAS-DL15-B-3



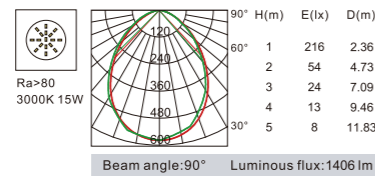
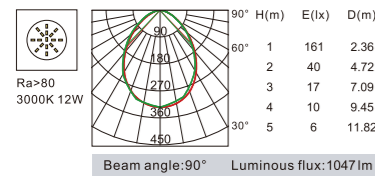
⌀ 90mm

Model	Power	LED voltage	LED Current	CRI	CCT	Beam Angle	LED Output	System output	Dimming Type
KAS-DL15-B-307	7W	36V	150mA	90	2700K	90°	546lm	330lm	ON-OFF TRIAC 1-10V DALI
	7W	36V	150mA	90	3000K	90°	910lm	551lm	ON-OFF TRIAC 1-10V DALI
	7W	36V	150mA	90	4000K	90°	1137lm	688lm	ON-OFF TRIAC 1-10V DALI
KAS-DL15-B-309	9W	36V	250mA	90	2700K	90°	702lm	430lm	ON-OFF TRIAC 1-10V DALI
	9W	36V	250mA	90	3000K	90°	1170lm	718lm	ON-OFF TRIAC 1-10V DALI
	9W	36V	250mA	90	4000K	90°	1462lm	897lm	ON-OFF TRIAC 1-10V DALI
KAS-DL15-B-312	12W	36V	300mA	90	2700K	90°	936lm	621lm	ON-OFF TRIAC 1-10V DALI
	12W	36V	300mA	90	3000K	90°	1560lm	1035lm	ON-OFF TRIAC 1-10V DALI
	12W	36V	300mA	90	4000K	90°	1950lm	1293lm	ON-OFF TRIAC 1-10V DALI


KAS-DL15-B-4



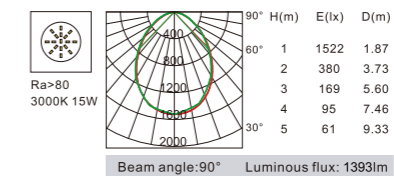
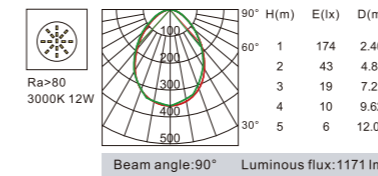
Model	Power	LED voltage	LED Current	CRI	CCT	Beam Angle	LED Output	System output	Dimming Type
KAS-DL15-B-412	12W	36V	300mA	90	2700K	90°	936lm	628lm	ON-OFF TRIAC 1-10V DALI
	12W	36V	300mA	90	3000K	90°	1560lm	1047lm	ON-OFF TRIAC 1-10V DALI
	12W	36V	300mA	90	4000K	90°	1950lm	1308lm	ON-OFF TRIAC 1-10V DALI
KAS-DL15-B-415	15W	36V	350mA	90	2700K	90°	1170lm	843lm	ON-OFF TRIAC 1-10V DALI
	15W	36V	350mA	90	3000K	90°	1951lm	1406lm	ON-OFF TRIAC 1-10V DALI
	15W	36V	350mA	90	4000K	90°	2437lm	1757lm	ON-OFF TRIAC 1-10V DALI



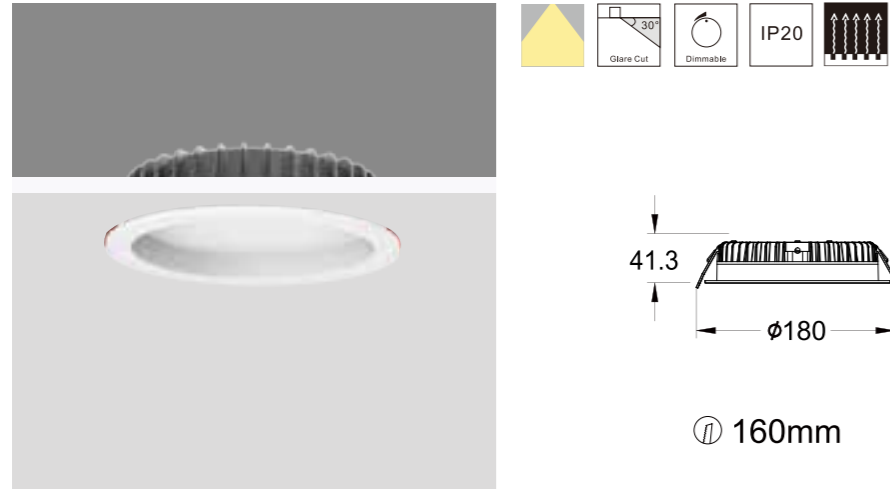
KAS-DL15-B-6



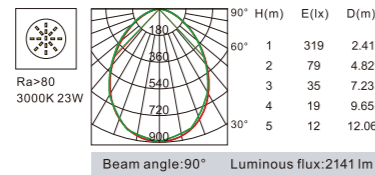
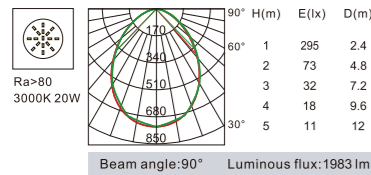
Model	Power	LED voltage	LED Current	CRI	CCT	Beam Angle	LED Output	System output	Dimming Type
KAS-DL15-B-612	12W	36V	300mA	90	2700K	90°	936lm	702lm	ON-OFF TRIAC 1-10V DALI
	12W	36V	300mA	90	3000K	90°	1560lm	1171lm	ON-OFF TRIAC 1-10V DALI
	12W	36V	300mA	90	4000K	90°	1950lm	1463lm	ON-OFF TRIAC 1-10V DALI
KAS-DL15-B-615	15W	36V	350mA	90	2700K	90°	1170lm	835lm	ON-OFF TRIAC 1-10V DALI
	15W	36V	350mA	90	3000K	90°	1951lm	1393lm	ON-OFF TRIAC 1-10V DALI
	15W	36V	350mA	90	4000K	90°	2437lm	1740lm	ON-OFF TRIAC 1-10V DALI



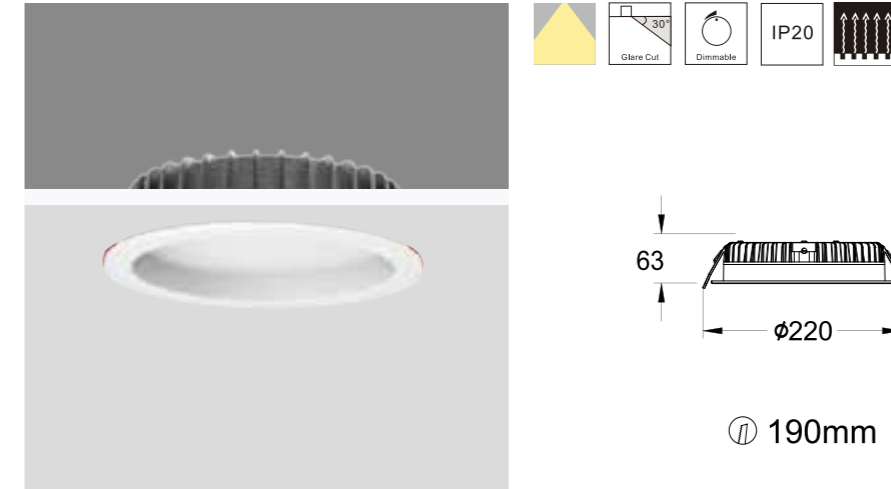
KAS-DL15-B-6



Model	Power	LED voltage	LED Current	CRI	CCT	Beam Angle	LED Output	System output	Dimming Type
KAS-DL15-B-620	20W	36V	500mA	90	2700K	90°	1556lm	1189lm	ON-OFF TRIAC 1-10V DALI
	20W	36V	500mA	90	3000K	90°	2593lm	1983lm	ON-OFF TRIAC 1-10V DALI
	20W	36V	500mA	90	4000K	90°	3241lm	2478lm	ON-OFF TRIAC 1-10V DALI
KAS-DL15-B-623	23W	36V	600mA	90	2700K	90°	1791lm	1392lm	ON-OFF TRIAC 1-10V DALI
	23W	36V	600mA	90	3000K	90°	2966lm	2141lm	ON-OFF TRIAC 1-10V DALI
	23W	36V	600mA	90	4000K	90°	3732lm	2693lm	ON-OFF TRIAC 1-10V DALI



KAS-DL15-B-8




Model	Power	LED voltage	LED Current	CRI	CCT	Beam Angle	LED Output	System output	Dimming Type
KAS-DL15-B-820	20W	36V	500mA	90	2700K	90°	1826lm	1556lm	ON-OFF TRIAC 1-10V DALI
	20W	36V	500mA	90	3000K	90°	3044lm	2593lm	ON-OFF TRIAC 1-10V DALI
	20W	36V	500mA	90	4000K	90°	3804lm	3241lm	ON-OFF TRIAC 1-10V DALI
KAS-DL15-B-823	23W	36V	600mA	90	2700K	90°	2610lm	1791lm	ON-OFF TRIAC 1-10V DALI
	23W	36V	600mA	90	3000K	90°	4352lm	2986lm	ON-OFF TRIAC 1-10V DALI
	23W	36V	600mA	90	4000K	90°	5439lm	3732lm	ON-OFF TRIAC 1-10V DALI
KAS-DL15-B-830	30W	36V	800mA	90	2700K	90°	3562lm	2338lm	ON-OFF TRIAC 1-10V DALI
	30W	36V	800mA	90	3000K	90°	5940lm	3898lm	ON-OFF TRIAC 1-10V DALI
	30W	36V	800mA	90	4000K	90°	7424lm	4872lm	ON-OFF TRIAC 1-10V DALI

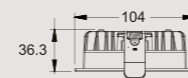
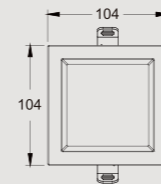
KAS-DL16-A



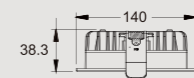
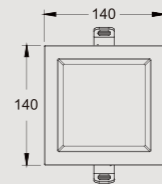
- LED SMD light source is adopted, RA> 90, light efficiency up to 120lm / W
- A variety of opening sizes are available to meet different needs
- The die-casting aluminum structure lamp body is adopted to effectively and quickly dissipate heat and ensure the normal life of the chip
- the high-quality acrylic light transmission panel is used to evenly scatter light, and the light transmittance is as high as 93%, effectively reducing light loss



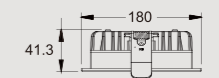
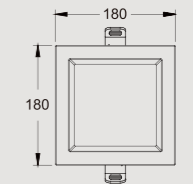
KAS-DL16-A-3
Power: 7W/9W/12W
Cutout: 90*90mm
Height:36.3mm






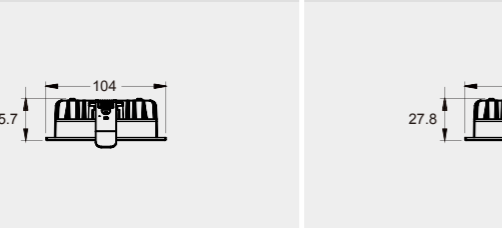
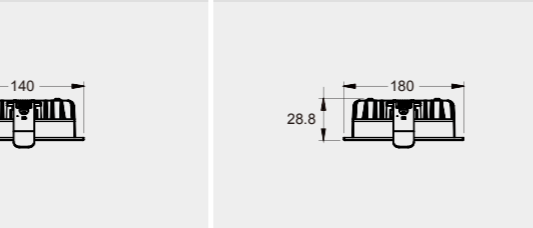

KAS-DL16-A-4
Power: 12W/15W
Cutout: 125*125mm
Height:38.3mm



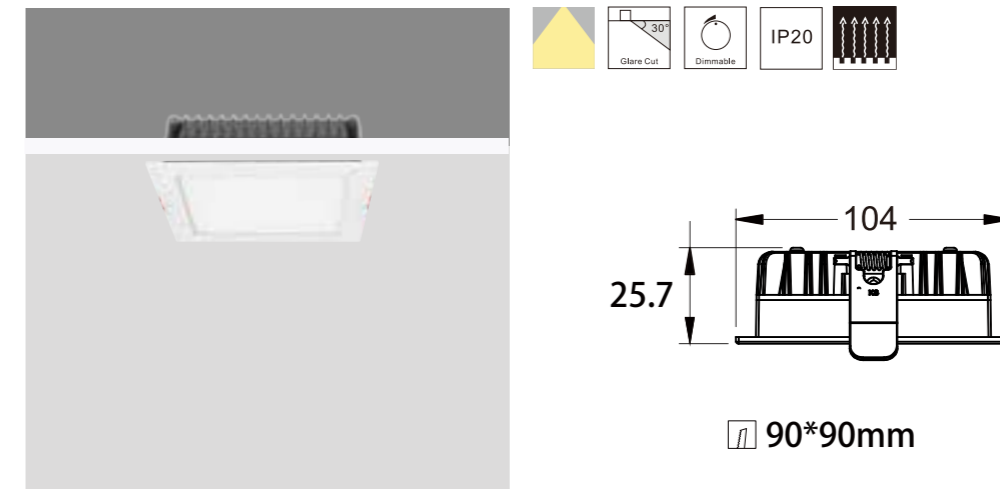
KAS-DL16-A-6
Power: 15W/20W/23W
Cutout: 160*160mm
Height:41.3mm



KAS-DL16-A

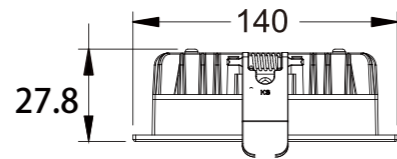
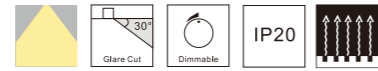
Model	KAS-DL16-A-3	KAS-DL16-A-4	KAS-DL16-A-6
Product Photo			
Dimension (mm)			
Cutout (mm)	90*90	125-125	160-160
Watt age	7W/9W/12W	12W/15W	15W/20W/23
CCT	2700K 3000K 3500K 4000K 5000K	2700K 3000K 3500K 4000K 5000K	2700K 3000K 3500K 4000K 5000K
CRI	>80	>80	>80
Beam Angle	90°	90°	90°
Lumen	810LM	1500-2000LM	2000-4000LM
IP	IP20	IP20	IP20
Dimming	TRIAC/1-10V/DALI	TRIAC/1-10V/DALI	TRIAC/1-10V/DALI
Colour	White+Iron gray	White+Iron gray	White+Iron gray

KAS-DL16-A-3



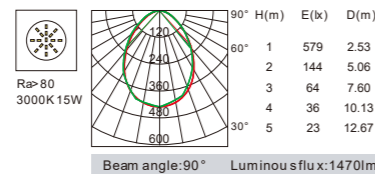
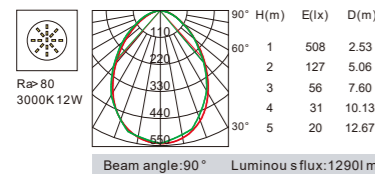
Model	Power	LED voltage	LED Current	CRI	CCT	Beam Angle	LED Output	System output	Dimming Type
KAS-DL16-A-307	7W	36V	150mA	90	2700K	90°	546lm	456lm	ON-OFF TRIAC 1-10V DALI
	7W	36V	150mA	90	3000K	90°	910lm	760lm	ON-OFF TRIAC 1-10V DALI
	7W	36V	150mA	90	4000K	90°	1137lm	949lm	ON-OFF TRIAC 1-10V DALI
KAS-DL16-A-309	9W	36V	200mA	90	2700K	90°	702lm	588lm	ON-OFF TRIAC 1-10V DALI
	9W	36V	200mA	90	3000K	90°	1170lm	981lm	ON-OFF TRIAC 1-10V DALI
	9W	36V	200mA	90	4000K	90°	1462lm	1225m	ON-OFF TRIAC 1-10V DALI
KAS-DL16-A-312	12W	36V	300mA	90	2700K	90°	936lm	711lm	ON-OFF TRIAC 1-10V DALI
	12W	36V	300mA	90	3000K	90°	1560lm	1186m	ON-OFF TRIAC 1-10V DALI
	12W	36V	300mA	90	4000K	90°	1950lm	1482lm	ON-OFF TRIAC 1-10V DALI

KAS-DL16-A-4

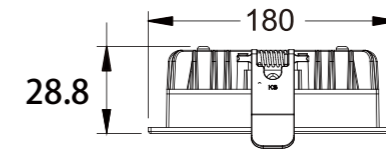
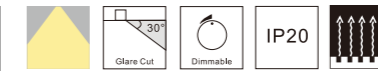


125*125mm

Model	Power	LED voltage	LED Current	CRI	CCT	Beam Angle	LED Output	System output	Dimming Type
KAS-DL16-A-412	12W	36V	300mA	90	2700K	90°	936lm	774lm	ON-OFF TRIAC 1-10V DALI
	12W	36V	300mA	90	3000K	90°	1560lm	1290lm	ON-OFF TRIAC 1-10V DALI
	12W	36V	300mA	90	4000K	90°	1950lm	1612lm	ON-OFF TRIAC 1-10V DALI
KAS-DL16-A-415	15W	36V	350mA	90	2700K	90°	1170lm	881lm	ON-OFF TRIAC 1-10V DALI
	15W	36V	350mA	90	3000K	90°	1951lm	1470lm	ON-OFF TRIAC 1-10V DALI
	15W	36V	350mA	90	4000K	90°	2437lm	1836lm	ON-OFF TRIAC 1-10V DALI



KAS-DL16-A-6




160*160mm

Model	Power	LED voltage	LED Current	CRI	CCT	Beam Angle	LED Output	System output	Dimming Type
KAS-DL16-A-615	15W	36V	350mA	90	2700K	90°	1170lm	907lm	ON-OFF TRIAC 1-10V DALI
	15W	36V	350mA	90	3000K	90°	1951lm	1513lm	ON-OFF TRIAC 1-10V DALI
	15W	36V	350mA	90	4000K	90°	2437lm	1889lm	ON-OFF TRIAC 1-10V DALI
KAS-DL16-A-620	20W	36V	500mA	90	2700K	90°	1556lm	1257lm	ON-OFF TRIAC 1-10V DALI
	20W	36V	500mA	90	3000K	90°	2593lm	2096lm	ON-OFF TRIAC 1-10V DALI
	20W	36V	500mA	90	4000K	90°	3241lm	2619lm	ON-OFF TRIAC 1-10V DALI
KAS-DL16-A-623	23W	36V	600mA	90	2700K	90°	1791lm	1519lm	ON-OFF TRIAC 1-10V DALI
	23W	36V	600mA	90	3000K	90°	2986lm	2533lm	ON-OFF TRIAC 1-10V DALI
	23W	36V	600mA	90	4000K	90°	3732lm	3165lm	ON-OFF TRIAC 1-10V DALI

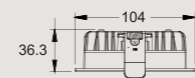
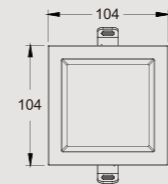
KAS-DL16-B



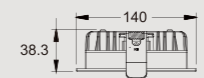
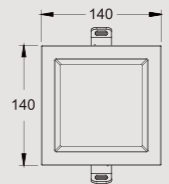
- LED SMD light source is adopted, RA> 90, light efficiency up to 120lm / W
- A variety of opening sizes are available to meet different needs
- The die-casting aluminum structure lamp body is adopted to effectively and quickly dissipate heat and ensure the normal life of the chip
- the high-quality acrylic light transmission panel is used to evenly scatter light, and the light transmittance is as high as 93%, effectively reducing light loss



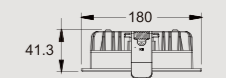
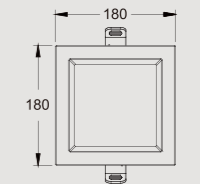
KAS-DL16-B-3
Power: 7W/9W/12W
Cutout: 90*90mm
Height:36.3mm






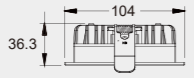
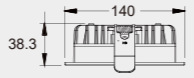
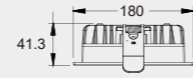
KAS-DL16-B-4
Power: 12W/15W
Cutout: 125*125mm
Height:38.3mm



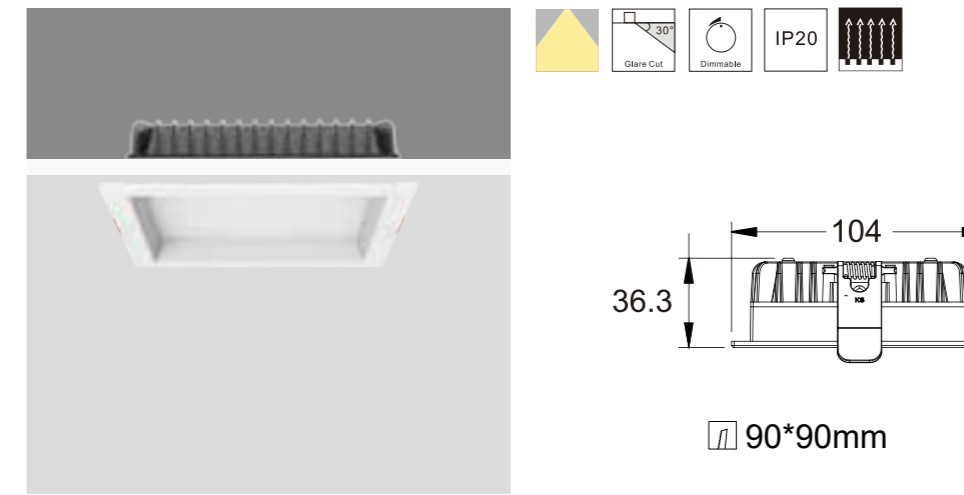
KAS-DL16-B-6
Power: 15W/20W/23W
Cutout: 160*160mm
Height:41.3mm



KAS-DL16-B

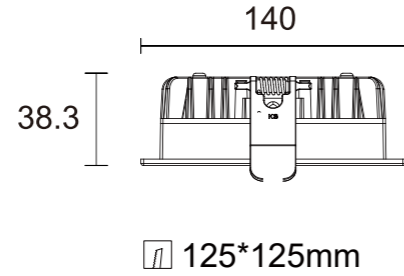
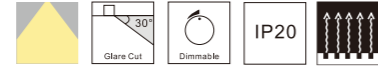
Model	KAS-DL16-B-3	KAS-DL16-B-4	KAS-DL16-B-6
Product Photo			
Dimension (mm)			
Cutout (mm)	90*90	125-125	160-160
Wattage	7W/9W/12W	12W/15W	15W/20W/23
CCT	2700K 3000K 3500K 4000K 5000K	2700K 3000K 3500K 4000K 5000K	2700K 3000K 3500K 4000K 5000K
CRI	>80	>80	>80
Beam Angle	90°	90°	90°
Lumen	810LM	1500-2000LM	2000-4000LM
IP	IP20	IP20	IP20
Dimming	TRIAC/1-10V/DALI	TRIAC/1-10V/DALI	TRIAC/1-10V/DALI
Colour	White+Iron gray	White+Iron gray	White+Iron gray

KAS-DL16-B

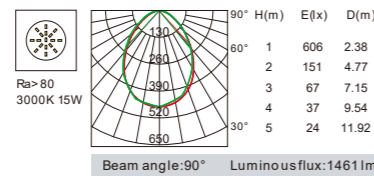
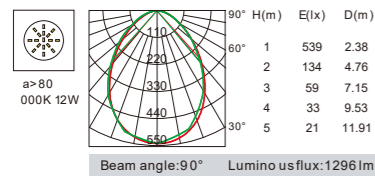


Model	Power	LED voltage	LED Current	CRI	CCT	Beam Angle	LED Output	System output	Dimming Type
KAS-DL16-B-307	7W	36V	150mA	90	2700K	90°	546lm	448lm	ON-OFF TRIAC 1-10V DALI
	7W	36V	150mA	90	3000K	90°	910lm	748lm	ON-OFF TRIAC 1-10V DALI
	7W	36V	150mA	90	4000K	90°	1137lm	934lm	ON-OFF TRIAC 1-10V DALI
KAS-DL16-B-309	9W	36V	250mA	90	2700K	90°	702lm	586lm	ON-OFF TRIAC 1-10V DALI
	9W	36V	250mA	90	3000K	90°	1170lm	978lm	ON-OFF TRIAC 1-10V DALI
	9W	36V	250mA	90	4000K	90°	1462lm	1222lm	ON-OFF TRIAC 1-10V DALI
KAS-DL16-B-312	12W	36V	300mA	90	2700K	90°	936lm	695lm	ON-OFF TRIAC 1-10V DALI
	12W	36V	300mA	90	3000K	90°	1560lm	1159lm	ON-OFF TRIAC 1-10V DALI
	12W	36V	300mA	90	4000K	90°	1950lm	1448lm	ON-OFF TRIAC 1-10V DALI

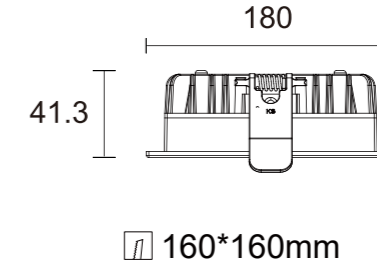
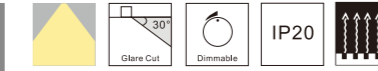
KAS-DL16-B-4



Model	Power	LED voltage	LED Current	CRI	CCT	Beam Angle	LED Output	System output	Dimming Type
KAS-DL16-B-412	12W	36V	300mA	90	2700K	90°	936lm	777lm	ON-OFF TRIAC 1-10V DALI
	12W	36V	300mA	90	3000K	90°	1560lm	1296lm	ON-OFF TRIAC 1-10V DALI
	12W	36V	300mA	90	4000K	90°	1950lm	1620lm	ON-OFF TRIAC 1-10V DALI
KAS-DL16-B-415	15W	36V	350mA	90	2700K	90°	1170lm	876lm	ON-OFF TRIAC 1-10V DALI
	15W	36V	350mA	90	3000K	90°	1951lm	1461lm	ON-OFF TRIAC 1-10V DALI
	15W	36V	350mA	90	4000K	90°	2437lm	1824lm	ON-OFF TRIAC 1-10V DALI



KAS-DL16-B-6



Model	Power	LED voltage	LED Current	CRI	CCT	Beam Angle	LED Output	System output	Dimming Type
KAS-DL16-B-615	15W	36V	350mA	90	2700K	90°	1170lm	886lm	ON-OFF TRIAC 1-10V DALI
	15W	36V	350mA	90	3000K	90°	1951lm	1478lm	ON-OFF TRIAC 1-10V DALI
	15W	36V	350mA	90	4000K	90°	2437lm	1846lm	ON-OFF TRIAC 1-10V DALI
KAS-DL16-B-620	20W	36V	500mA	90	2700K	90°	1556lm	1231lm	ON-OFF TRIAC 1-10V DALI
	20W	36V	500mA	90	3000K	90°	2593lm	2053lm	ON-OFF TRIAC 1-10V DALI
	20W	36V	500mA	90	4000K	90°	3241lm	2566lm	ON-OFF TRIAC 1-10V DALI
KAS-DL16-B-623	23W	36V	600mA	90	2700K	90°	1791lm	1503lm	ON-OFF TRIAC 1-10V DALI
	23W	36V	600mA	90	3000K	90°	2986lm	2506lm	ON-OFF TRIAC 1-10V DALI
	23W	36V	600mA	90	4000K	90°	3732m	3132lm	ON-OFF TRIAC 1-10V DALI

DL07 Series IP65 UGR<19




Recessed downlight, optional size 3", 4", 5", 6", and 8".
Die-casting aluminum lamp body and face ring.
Reasonable inner structure, firm and reliable, easy for
installation.
IP65 available

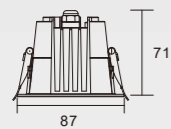


- High brightness LED COB with Ra>90, the lighting efficiency of the whole lamp is more than 80lm/w.
- Different cutout sizes for options, to meet different needs.
- Heat dissipation structure with die casting aluminum conduct heat effectively and quickly to guarantee the normal lifespan of the LED.

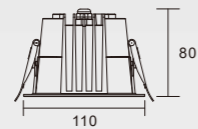
DL07 Series COB



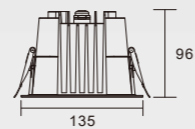
KS-DL07L-A-3
Power: 8W/10W
Cutout: 75mm
Height: 71mm



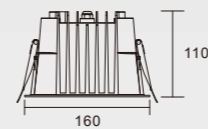
KS-DL07L-A-4
Power: 12W/15W
Cutout: 100mm
Height: 80mm



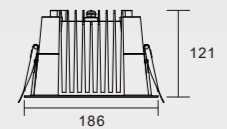
KS-DL07L-A-5
Power: 20W/25W
Cutout: 125mm
Height: 96mm








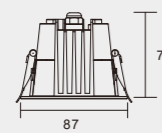
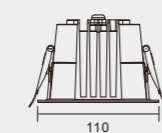
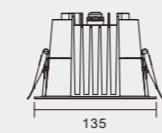
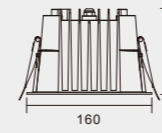
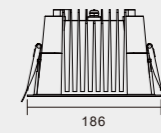
KS-DL07L-A-6
Power: 25W/30W/35W
Cutout: 150mm
Height: 110mm



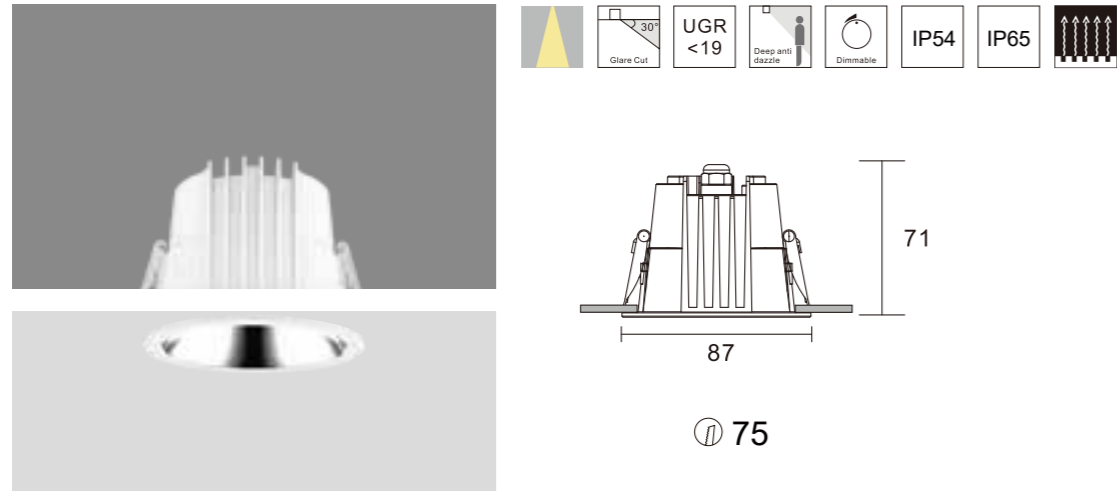
KS-DL07L-A-7
Power: 35W/40W/45W
Cutout: 175mm
Height: 121mm



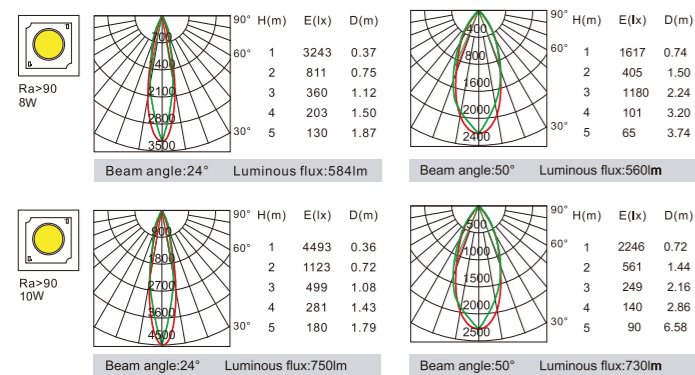
DL07 Series COB

Model	KS-DL07L-A-3	KS-DL07L-A-4	KS-DL07L-A-5	KS-DL07L-A-6	KS-DL07L-A-7
Product Photo					
Dimension(mm)					
Cutout(mm)	75	100	125	150	175
Wattage	8W/10W	12W/15W	20W/25W	25W/30W/35W	35W/40W/45W
CCT	2700K/3000K/3500K/4000K	2700K/3000K/3500K/4000K	2700K/3000K/3500K/4000K	2700K/3000K/3500K/4000K	2700K/3000K/3500K/4000K
CR	>90	>90	>90	>90	>90
Beam Angle	24°/50°	24°/50°	24°/50°	24°/50°	24°/50°
Lumen	580-750LM	900-1100LM	1500-1800LM	1800-2500LM	2900-3500LM
IP	IP44/IP65	IP44/IP65	IP44/IP65	IP44/IP65	IP44/IP65
Dimming	TRAC/1-10V/DALI	TRAC/1-10V/DALI	TRAC/1-10V/DALI	TRAC/1-10V/DALI	TRAC/1-10V/DALI
Accessory	Honeycomb Filter Fabric Glass	Honeycomb Filter Fabric Glass	Honeycomb Filter Fabric Glass	Honeycomb Filter Fabric Glass	Honeycomb Filter Fabric Glass
Colour	White	White	White	White	White

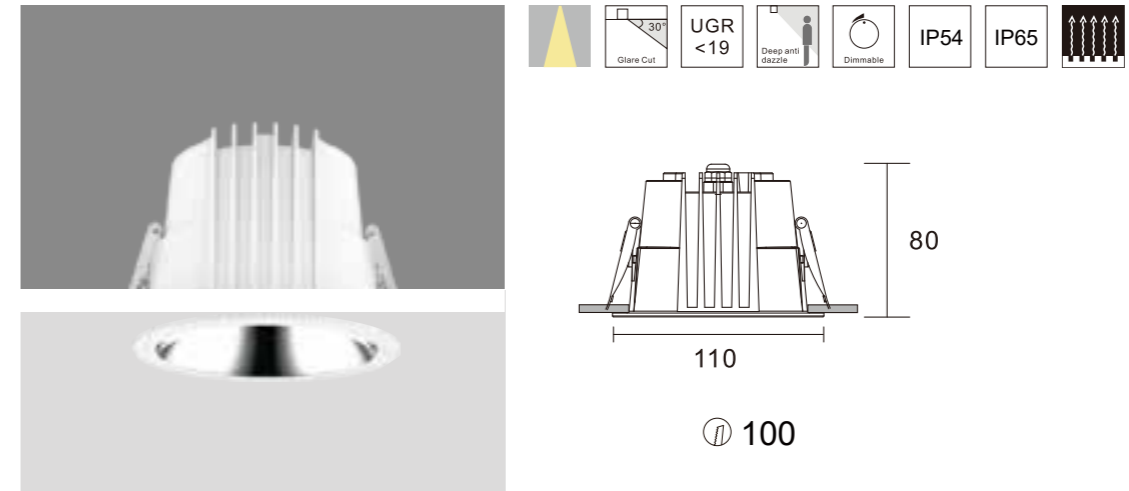
KS-DL07L-A-3



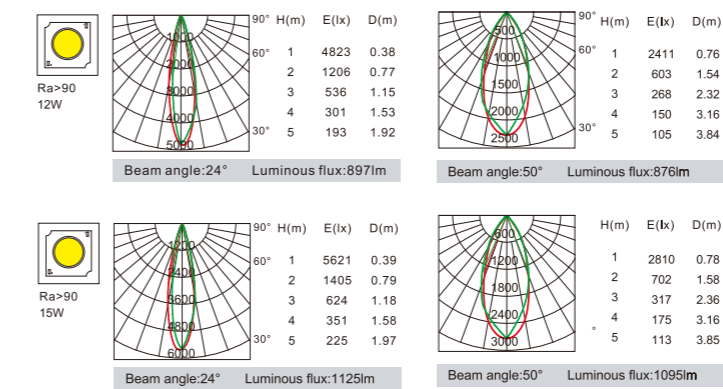
Model	Power	LED voltage	LED Current	CRI	CCT	Beam Angle	LED Output	System output	Dimming Type
KS-DL07L-A-308	8W	36V	200mA	90	2700K	24° 50°	740lm 740lm	537lm 514lm	ON-OFF TRIAC 1-10V DALI
	8W	36V	200mA	90	3000K	24° 50°	805lm 805lm	584lm 560lm	ON-OFF TRIAC 1-10V DALI
	8W	36V	200mA	90	4000K	24° 50°	850lm 850lm	616lm 700lm	ON-OFF TRIAC 1-10V DALI
KS-DL07L-A-310	10W	36V	250mA	90	2700K	24° 50°	920lm 920lm	720lm 706lm	ON-OFF TRIAC 1-10V DALI
	10W	36V	250mA	90	3000K	24° 50°	950lm 950lm	750lm 730lm	ON-OFF TRIAC 1-10V DALI
	10W	36V	250mA	90	4000K	24° 50°	1005lm 1005lm	793lm 772lm	ON-OFF TRIAC 1-10V DALI



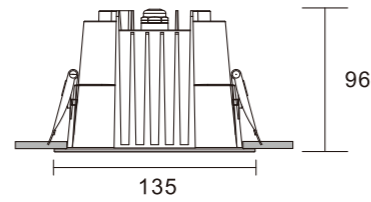
KS-DL07L-A-4



Model	Power	LED voltage	LED Current	CRI	CCT	Beam Angle	LED Output	System output	Dimming Type
KS-DL07L-A-412	12W	36V	300mA	90	2700K	24° 50°	1080lm 1080lm	857lm 837lm	ON-OFF TRIAC 1-10V DALI
	12W	36V	300mA	90	3000K	24° 50°	1130lm 1130lm	897lm 876lm	ON-OFF TRIAC 1-10V DALI
KS-DL07L-A-415	15W	36V	350mA	90	2700K	24° 50°	1230lm 1230lm	1064lm 1036lm	ON-OFF TRIAC 1-10V DALI
	15W	36V	350mA	90	3000K	24° 50°	1300lm 1300lm	1125lm 1095lm	ON-OFF TRIAC 1-10V DALI
KS-DL07L-A-415	15W	36V	350mA	90	4000K	24° 50°	1365lm 1365lm	1181lm 1149lm	ON-OFF TRIAC 1-10V DALI

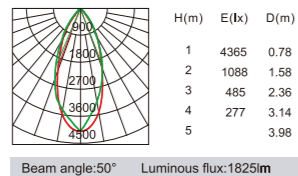
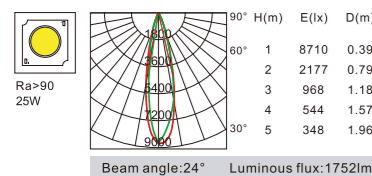
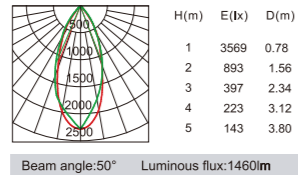
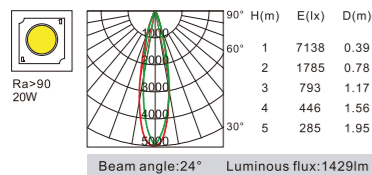


KS-DL07L-A-5

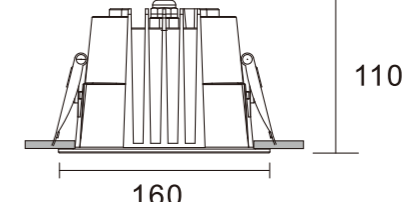
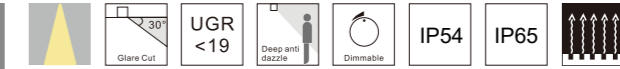


Ø 125

Model	Power	LED voltage	LED Current	CRI	CCT	Beam Angle	LED Output	System output	Dimming Type
KS-DL07L-A-520	20W	36V	500mA	90	2700K	24° 50°	1950lm 1950lm	1346lm 1375lm	ON-OFF TRIAC 1-10V DALI
	20W	36V	500mA	90	3000K	24° 50°	2070lm 2070lm	1429lm 1460lm	ON-OFF TRIAC 1-10V DALI
	20W	36V	500mA	90	4000K	24° 50°	2200lm 2200lm	1518lm 1551lm	ON-OFF TRIAC 1-10V DALI
KS-DL07L-A-525	25W	36V	600mA	90	2700K	24° 50°	2320lm 2320lm	1638lm 1707lm	ON-OFF TRIAC 1-10V DALI
	25W	36V	600mA	90	3000K	24° 50°	2480lm 2480lm	1752lm 1825lm	ON-OFF TRIAC 1-10V DALI
	25W	36V	600mA	90	4000K	24° 50°	2590lm 2590lm	1829lm 1905lm	ON-OFF TRIAC 1-10V DALI



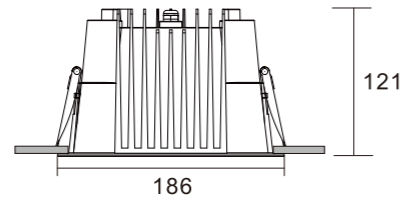

KS-DL07L-A-6



Ø 150

Model	Power	LED voltage	LED Current	CRI	CCT	Beam Angle	LED Output	System output	Dimming Type
KS-DL07L-A-625	25W	36V	600mA	90	2700K	24° 50°	2320lm 2320lm	1617lm 1637lm	ON-OFF TRIAC 1-10V DALI
	25W	36V	600mA	90	3000K	24° 50°	2480lm 2480lm	1729lm 1750lm	ON-OFF TRIAC 1-10V DALI
	25W	36V	600mA	90	4000K	24° 50°	2590lm 2590lm	1805lm 1827lm	ON-OFF TRIAC 1-10V DALI
KS-DL07L-A-630	30W	36V	700mA	90	2700K	24° 50°	2650lm 2650lm	1942lm 1980lm	ON-OFF TRIAC 1-10V DALI
	30W	36V	700mA	90	3000K	24° 50°	2890lm 2890lm	2118lm 2160lm	ON-OFF TRIAC 1-10V DALI
	30W	36V	700mA	90	4000K	24° 50°	3000lm 3000lm	2198lm 2242lm	ON-OFF TRIAC 1-10V DALI
KS-DL07L-A-635	35W	36V	900mA	90	2700K	24° 50°	3020lm 3020lm	2309lm 2356lm	ON-OFF TRIAC 1-10V DALI
	35W	36V	900mA	90	3000K	24° 50°	3230lm 3230lm	2470lm 2520lm	ON-OFF TRIAC 1-10V DALI
	35W	36V	900mA	90	4000K	24° 50°	3600lm 3600lm	2752lm 2808lm	ON-OFF TRIAC 1-10V DALI

KS-DL07L-A-7



⌀ 175


Model	Power	LED voltage	LED Current	CRI	CCT	Beam Angle	LED Output	System output	Dimming Type
KS-DL07L-A-735	35W	36V	900mA	90	2700K	24° 50°	3020lm 3020lm	2454lm 2384lm	ON-OFF TRIAC 1-10V DALI
	35W	36V	900mA	90	3000K	24° 50°	3230lm 3230lm	2625lm 2550lm	ON-OFF TRIAC 1-10V DALI
	35W	36V	900mA	90	4000K	24° 50°	3600lm 3600lm	2925lm 2842lm	ON-OFF TRIAC 1-10V DALI
KS-DL07L-A-740	40W	36V	1000mA	90	2700K	24° 50°	3920lm 3920lm	2887lm 2764lm	ON-OFF TRIAC 1-10V DALI
	40W	36V	1000mA	90	3000K	24° 50°	4140lm 4140lm	3050lm 2920lm	ON-OFF TRIAC 1-10V DALI
	40W	36V	1000mA	90	4000K	24° 50°	4500lm 4500lm	3315lm 3173lm	ON-OFF TRIAC 1-10V DALI
KS-DL07L-A-745	45W	36V	1200mA	90	2700K	24° 50°	3970lm 3970lm	3162lm 3075lm	ON-OFF TRIAC 1-10V DALI
	45W	36V	1200mA	90	3000K	24° 50°	4240lm 4240lm	3378lm 3285lm	ON-OFF TRIAC 1-10V DALI
	45W	36V	1200mA	90	4000K	24° 50°	4720lm 4720lm	3760lm 3656lm	ON-OFF TRIAC 1-10V DALI

KS-DL07L

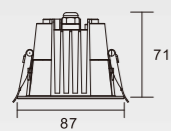


- High brightness LED SMD with Ra>90, the lighting efficiency of the whole lamp is more than 90lm/w.
- Different cutout sizes for options, to meet different needs.
- Heat dissipation structure with die casting aluminum conduct heat effectively and quickly to guarantee the normal lifespan of the LED.

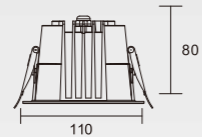
DL07 Series SMD



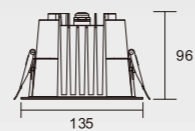
KS-DL07L-B-3
Power: 8W/10W
Cutout: 75mm
Height: 71mm



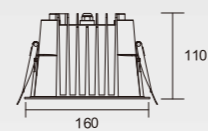
KS-DL07L-B-4
Power: 12W/15W
Cutout: 100mm
Height: 80mm



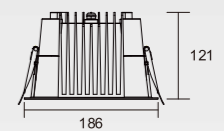
KS-DL07L-B-5
Power: 20W/25W
Cutout: 125mm
Height: 96mm








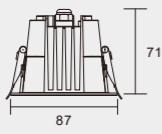
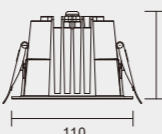
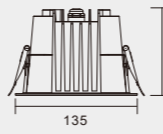
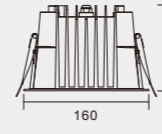
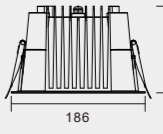
KS-DL07L-B-6
Power: 25W/30W/35W
Cutout: 150mm
Height: 110mm



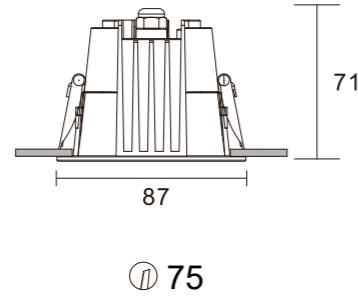

KS-DL07L-B-7
Power: 35W/40W/45W
Cutout: 175mm
Height: 121mm



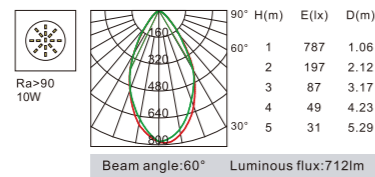
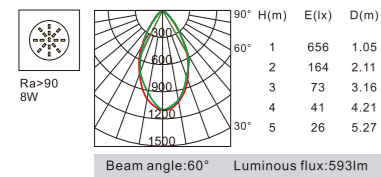
DL07 Series SMD

Model	KS-DL07L-B-3	KS-DL07L-B-4	KS-DL07L-B-5	KS-DL07L-B-6	KS-DL07L-B-7
Product Photo					
Dimension(mm)					
Cutout(mm)	75	100	125	150	175
Wattage	8W/10W	12W/15W	20W/25W	25W/30W/35W	35W/40W/45W
CCT	2700K/3000K/3500K/4000K	2700K/3000K/3500K/4000K	2700K/3000K/3500K/4000K	2700K/3000K/3500K/4000K	2700K/3000K/3500K/4000K
CRI	>90	>90	>90	>90	>90
Beam Angle	60°	60°	60°	60°	60°
Lumen	600-710LM	980-1200LM	1700-2250LM	2250-3350LM	3350-4200LM
IP	IP44/IP65	IP44/IP65	IP44/IP65	IP44/IP65	IP44/IP65
Dimming	TRAC/1-10V/DALI	TRAC/1-10V/DALI	TRAC/1-10V/DALI	TRAC/1-10V/DALI	TRAC/1-10V/DALI
Accessory	Honeycomb Filter Fabric Glass	Honeycomb Filter Fabric Glass	Honeycomb Filter Fabric Glass	Honeycomb Filter Fabric Glass	Honeycomb Filter Fabric Glass
Colour	White	White	White	White	White

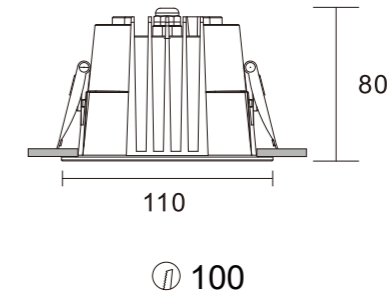
KS-DL07L-B-3



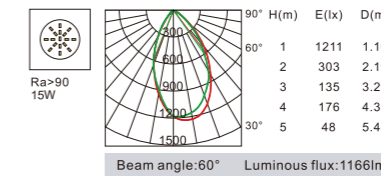
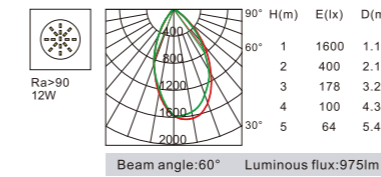
Model	Power	LED voltage	LED Current	CRI	CCT	Beam Angle	LED Output	System output	Dimming Type
KS-DL07L-B-308	8W	36V	200mA	90	2700K	60°	740lm	545lm	ON-OFF TRIAC 1-10V DALI
	8W	36V	200mA	90	3000K	60°	805lm	593lm	ON-OFF TRIAC 1-10V DALI
	8W	36V	200mA	90	4000K	60°	850lm	626lm	ON-OFF TRIAC 1-10V DALI
KS-DL07L-B-310	10W	36V	250mA	90	2700K	60°	920lm	689lm	ON-OFF TRIAC 1-10V DALI
	10W	36V	250mA	90	3000K	60°	950lm	712lm	ON-OFF TRIAC 1-10V DALI
	10W	36V	250mA	90	4000K	60°	1005lm	753lm	ON-OFF TRIAC 1-10V DALI



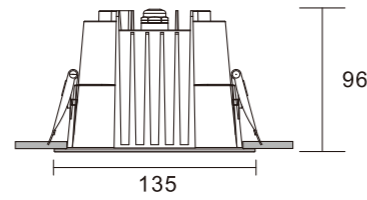

KS-DL07L-B-4



Model	Power	LED voltage	LED Current	CRI	CCT	Beam Angle	LED Output	System output	Dimming Type
KS-DL07L-B-412	12W	36V	300mA	90	2700K	60°	1080lm	931lm	ON-OFF TRIAC 1-10V DALI
	12W	36V	300mA	90	3000K	60°	1130lm	975lm	ON-OFF TRIAC 1-10V DALI
	12W	36V	300mA	90	4000K	60°	1180lm	1018lm	ON-OFF TRIAC 1-10V DALI
KS-DL07L-B-415	15W	36V	350mA	90	2700K	60°	1230lm	1103lm	ON-OFF TRIAC 1-10V DALI
	15W	36V	350mA	90	3000K	60°	1300lm	1018lm	ON-OFF TRIAC 1-10V DALI
	15W	36V	350mA	90	4000K	60°	1365lm	1224lm	ON-OFF TRIAC 1-10V DALI

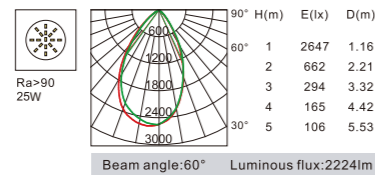
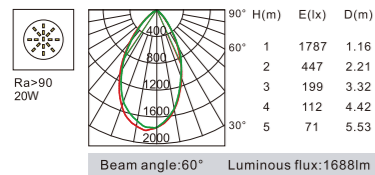


KS-DL07L-B-5

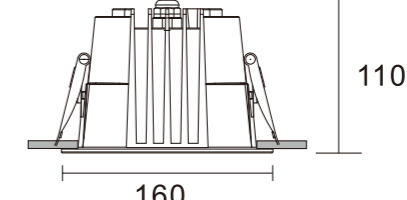
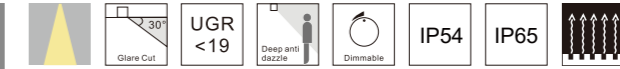



Ø 125

Model	Power	LED voltage	LED Current	CRI	CCT	Beam Angle	LED Output	System output	Dimming Type
KS-DL07L-B-520	20W	36V	500mA	90	2700K	60°	1950lm	1590lm	ON-OFF TRIAC 1-10V DALI
	20W	36V	500mA	90	3000K	60°	2070lm	1688lm	ON-OFF TRIAC 1-10V DALI
	20W	36V	500mA	90	4000K	60°	2200lm	1794lm	ON-OFF TRIAC 1-10V DALI
KS-DL07L-B-525	25W	36V	600mA	90	2700K	60°	2320lm	2080lm	ON-OFF TRIAC 1-10V DALI
	25W	36V	600mA	90	3000K	60°	2480lm	2224lm	ON-OFF TRIAC 1-10V DALI
	25W	36V	600mA	90	4000K	60°	2590lm	2322lm	ON-OFF TRIAC 1-10V DALI



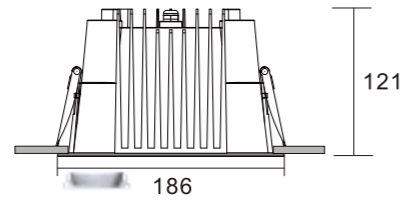

KS-DL07L-B-6



Ø 150

Model	Power	LED voltage	LED Current	CRI	CCT	Beam Angle	LED Output	System output	Dimming Type
KS-DL07L-B-625	25W	36V	600mA	90	2700K	60°	2320lm	2080lm	ON-OFF TRIAC 1-10V DALI
	25W	36V	600mA	90	3000K	60°	2480lm	2224lm	ON-OFF TRIAC 1-10V DALI
	25W	36V	600mA	90	4000K	60°	2590lm	2322lm	ON-OFF TRIAC 1-10V DALI
KS-DL07L-B-630	30W	36V	700mA	90	2700K	60°	2650lm	2339lm	ON-OFF TRIAC 1-10V DALI
	30W	36V	700mA	90	3000K	60°	2890lm	2551lm	ON-OFF TRIAC 1-10V DALI
	30W	36V	700mA	90	4000K	60°	3000lm	2648lm	ON-OFF TRIAC 1-10V DALI
KS-DL07L-B-635	35W	36V	900mA	90	2700K	60°	3020lm	3133lm	ON-OFF TRIAC 1-10V DALI
	35W	36V	900mA	90	3000K	60°	3000lm	2648lm	ON-OFF TRIAC 1-10V DALI
	35W	36V	900mA	90	4000K	60°	3600lm	3734lm	ON-OFF TRIAC 1-10V DALI

KS-DL07L-B-3



⌀ 175


Model	Power	LED voltage	LED Current	CRI	CCT	Beam Angle	LED Output	System output	Dimming Type
KS-DL07L-B-735	35W	36V	900mA	90	2700K	60°	3322lm	3133lm	ON-OFF TRIAC 1-10V DALI
	35W	36V	900mA	90	3000K	60°	3553lm	3351lm	ON-OFF TRIAC 1-10V DALI
	35W	36V	900mA	90	4000K	60°	3960lm	3734lm	ON-OFF TRIAC 1-10V DALI
KS-DL07L-B-740	40W	36V	1000mA	90	2700K	60°	3920lm	3093lm	ON-OFF TRIAC 1-10V DALI
	40W	36V	1000mA	90	3000K	60°	4140lm	3267lm	ON-OFF TRIAC 1-10V DALI
	40W	36V	1000mA	90	4000K	60°	4500lm	3551lm	ON-OFF TRIAC 1-10V DALI
KS-DL07L-B-745	45W	36V	1200mA	90	2700K	60°	3970lm	3903lm	ON-OFF TRIAC 1-10V DALI
	45W	36V	1200mA	90	3000K	60°	4240lm	4169lm	ON-OFF TRIAC 1-10V DALI
	45W	36V	1200mA	90	4000K	60°	4720lm	4640lm	ON-OFF TRIAC 1-10V DALI



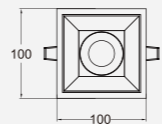
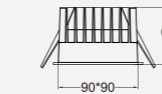
DL07P Series



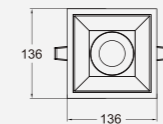
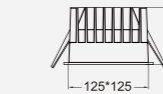
- Outstanding color rendition effect, meet the lighting demand of upscale places. 2700K/3000K/4000K, Ra>90
- Dark light technology with chip deeply hidden, well-designed dark light reflector with UGR≤19. Comfortable and no glare.
- Die-casting aluminium heat sink, conducts the heat from the chip effectively, and ensure the lamp performance and long lifespan.
- Precise distribution and even transition. Less scattering makes vision more comfortable.



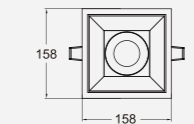
KAS-DL07P-S-3
Power: 10W/15W
Cutout: 90*90mm
Height: 64mm



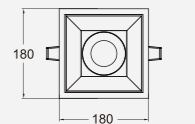
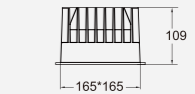
KAS-DL07P-S-4
Power: 15W/20W
Cutout: 125*125mm
Height: 83mm



KAS-DL07P-S-5
Power: 25W/30W
Cutout: 145*145mm
Height: 96mm



KAS-DL07P-S-6
Power: 30W/40W/50W
Cutout: 165*165mm
Height: 109mm



KAS-DL07P-S

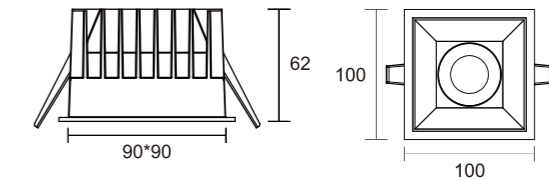
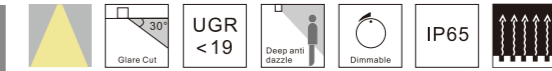
Model	KAS-DL07P-S-3	KAS-DL07P-S-4	KAS-DL07P-S-5	KAS-DL07P-S-6
Product Photo				
Dimension(mm)				
Cutout(mm)	90*90	125*125	145*145	165*165
Wattage	10W/15W	15W/20W	25W/30W	30W/40W/50W
CCT	2700K 3000K 3500K 4000K	2700K 3000K 3500K 4000K	2700K 3000K 3500K 4000K	2700K 3000K 3500K 4000K
CRI	>90	>90	>90	>90
Beam Angle	18°/24°/36°/50°	18°/24°/36°/55°	18°/24°/36°/60°	18°/24°/36°/60°
Lumen	1168LM	1833LM	2229LM	3036LM
IP	IP65	IP65	IP65	IP65
Dimming	TRIAC/1-10V/DALI	TRIAC/1-10V/DALI	TRIAC/1-10V/DALI	TRIAC/1-10V/DALI
Reflector Colour	Highly specular aluminium UV processed black cup Gold	Highly specular aluminium UV processed black cup Gold	Highly specular aluminium UV processed black cup Gold	Highly specular aluminium UV processed black cup Gold
Colour	White	White	White	White

Reflecting Accessories





Highly specular aluminium UV processed black cup Gold

KAS-DL07P-S-3

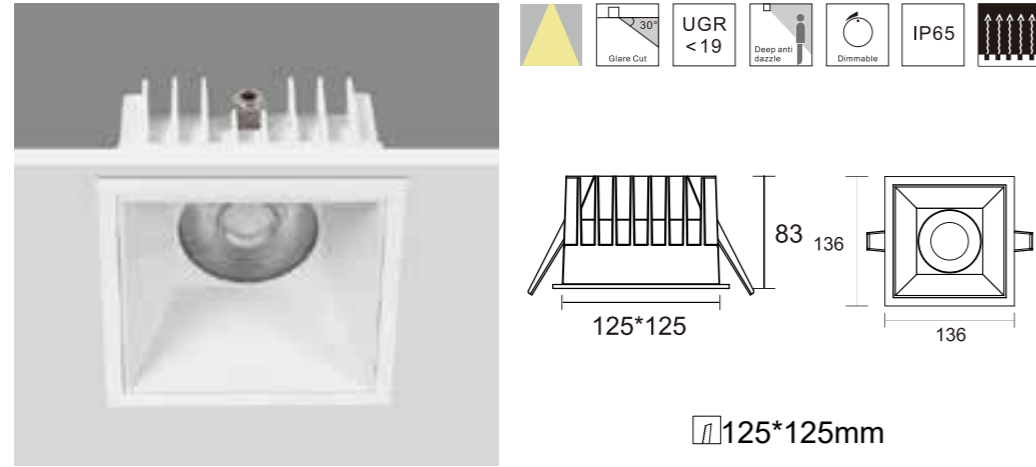


90*90mm

Model	Power	LED voltage	LED Current	CRI	CCT	Beam Angle	LED Output	System output	Dimming Type
KAS-DL07P-S-310	10W	36V	250mA	90	2700K	18°	927lm	1124lm	ON-OFF
						24°	927lm	1012lm	TRIAC
						36°	927lm	1119lm	1-10V
						50°	927lm	1160lm	DALI
KAS-DL07P-S-315	15W	36V	350mA	90	3000K	18°	963lm	1168lm	ON-OFF
						24°	963lm	1052lm	TRIAC
						36°	963lm	1163lm	1-10V
						50°	963lm	1206lm	DALI
KAS-DL07P-S-315	15W	36V	350mA	90	4000K	18°	1008lm	1222lm	ON-OFF
						24°	1008lm	1101lm	TRIAC
						36°	1008lm	1217lm	1-10V
						50°	1008lm	1262lm	DALI
KAS-DL07P-S-315	15W	36V	350mA	90	2700K	18°	1297lm	1128lm	ON-OFF
						24°	1297lm	1017lm	TRIAC
						36°	1297lm	1134lm	1-10V
						50°	1297lm	1250lm	DALI
KAS-DL07P-S-315	15W	36V	350mA	90	3000K	18°	1348lm	1173lm	ON-OFF
						24°	1348lm	1058lm	TRIAC
						36°	1348lm	1179lm	1-10V
						50°	1348lm	1300lm	DALI
KAS-DL07P-S-315	15W	36V	350mA	90	4000K	18°	1411lm	1227m	ON-OFF
						24°	1411lm	1107lm	TRIAC
						36°	1411lm	1234lm	1-10V
						50°	1411lm	1360lm	DALI

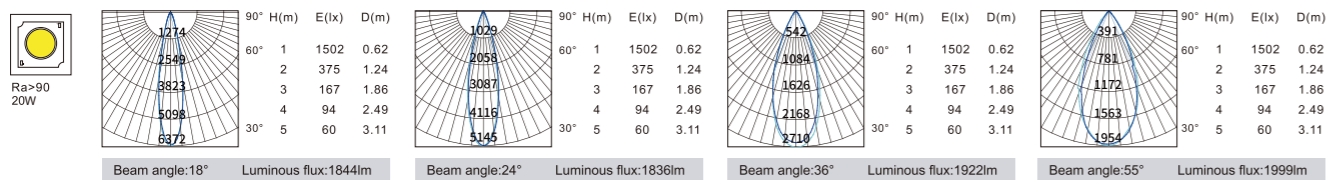
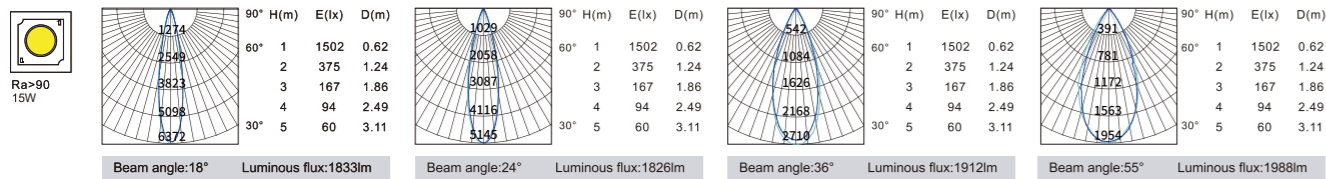


KAS-DL07P-S-4

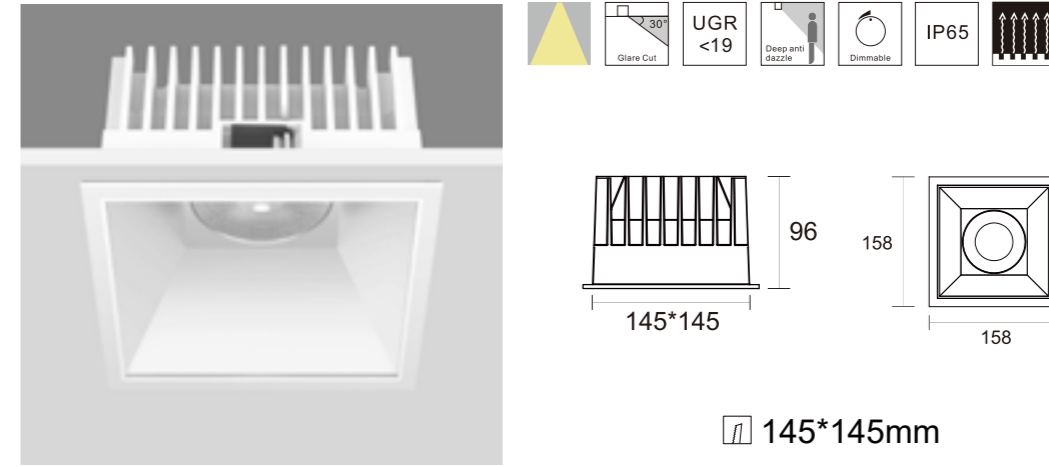


125*125mm

Model	Power	LED voltage	LED Current	CRI	CCT	Beam Angle	LED Output	System output	Dimming Type
KAS-DL07P-S-415	15W	36V	350mA	90	2700K	18°	1945lm	1763lm	ON-OFF
						24°	1945lm	1756lm	TRIAC
						36°	1945lm	1839lm	1-10V
						55°	1945lm	1912lm	DALI
	15W	36V	350mA	90	3000K	18°	2022lm	1833lm	ON-OFF
						24°	2022lm	1826lm	TRIAC
						36°	2022lm	1912lm	1-10V
						55°	2022lm	1988lm	DALI
	15W	36V	350mA	90	4000K	18°	2116lm	1918lm	ON-OFF
						24°	2116lm	1911lm	TRIAC
						36°	2116lm	2001lm	1-10V
						55°	2116lm	2080lm	DALI
KAS-DL07P-S-420	20W	36V	500mA	90	2700K	18°	2781lm	1775lm	ON-OFF
						24°	2781lm	1767lm	TRIAC
						36°	2781lm	1850lm	1-10V
						55°	2781lm	1924lm	DALI
	20W	36V	500mA	90	3000K	18°	2889lm	1844lm	ON-OFF
						24°	2889lm	1836lm	TRIAC
						36°	2889lm	1922lm	1-10V
						55°	2889lm	1999lm	DALI
	20W	36V	500mA	90	4000K	18°	3024lm	1930lm	ON-OFF
						24°	3024lm	1921lm	TRIAC
						36°	3024lm	2011lm	1-10V
						55°	3024lm	2092lm	DALI

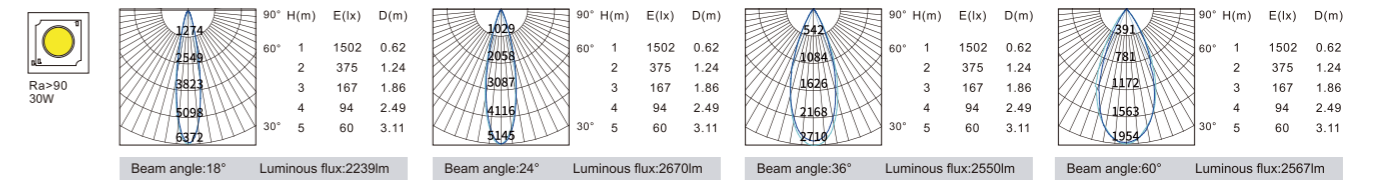
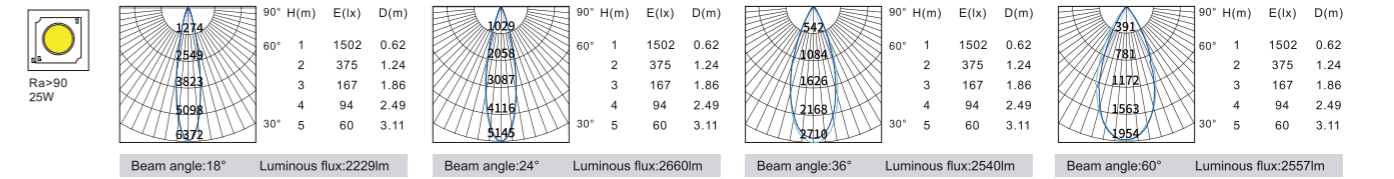


KAS-DL07P-S-5

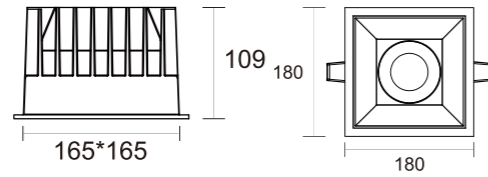


145*145mm

Model	Power	LED voltage	LED Current	CRI	CCT	Beam Angle	LED Output	System output	Dimming Type
KAS-DL07P-S-525	25W	36V	600mA	90	2700K	18°	2892lm	2146lm	ON-OFF
						24°	2892lm	2561lm	TRIAC
						36°	2892lm	2445lm	1-10V
						60°	2892lm	2461lm	DALI
	25W	36V	600mA	90	3000K	18°	3004lm	2229lm	ON-OFF
						24°	3004lm	2660lm	TRIAC
						36°	3004lm	2540lm	1-10V
						60°	3004lm	2557lm	DALI
	25W	36V	600mA	90	4000K	18°	3144lm	2129lm	ON-OFF
						24°	3144lm	2784lm	TRIAC
						36°	3144lm	2658lm	1-10V
						60°	3144lm	2676lm	DALI
KAS-DL07P-S-530	30W	36V	700mA	90	2700K	18°	3373lm	2155lm	ON-OFF
						24°	3373lm	2595lm	TRIAC
						36°	3373lm	2454lm	1-10V
						60°	3373lm	2470lm	DALI
	30W	36V	700mA	90	3000K	18°	3504lm	2239lm	ON-OFF
						24°	3504lm	2670lm	TRIAC
						36°	3504lm	2550lm	1-10V
						60°	3504lm	2567lm	DALI
	30W	36V	700mA	90	4000K	18°	3668lm	2343lm	ON-OFF
						24°	3668lm	2794lm	TRIAC
						36°	3668lm	2669lm	1-10V
						60°	3668lm	2686lm	DALI



KAS-DL07P-S-6



165*165mm


Model	Power	LED voltage	LED Current	CRI	CCT	Beam Angle	LED Output	System output	Dimming Type
KAS-DL07P-S-630	30W	36V	700mA	90	2700K	18°	3373lm	2920lm	ON-OFF
						24°	3373lm	3225lm	TRIAC
						36°	3373lm	2980lm	1-10V
						60°	3373lm	2868lm	DALI
	30W	36V	700mA	90	3000K	18°	3504lm	3034lm	ON-OFF
						24°	3504lm	3351lm	TRIAC
						36°	3504lm	3096lm	1-10V
						60°	3504lm	2980lm	DALI
	30W	36V	700mA	90	4000K	18°	3668lm	3176lm	ON-OFF
						24°	3668lm	3507lm	TRIAC
						36°	3668lm	3240lm	1-10V
						60°	3668lm	3119lm	DALI
KAS-DL07P-S-640	40W	36V	900mA	90	2700K	18°	3708lm	2922lm	ON-OFF
						24°	3708lm	3365lm	TRIAC
						36°	3708lm	3578lm	1-10V
						60°	3708lm	3443lm	DALI
	40W	36V	900mA	90	3000K	18°	3852lm	3036lm	ON-OFF
						24°	3852lm	3496lm	TRIAC
						36°	3852lm	3717lm	1-10V
						60°	3852lm	3577lm	DALI
	40W	36V	900mA	90	4000K	18°	4032lm	3177lm	ON-OFF
						24°	4032lm	3659lm	TRIAC
						36°	4032lm	3890lm	1-10V
						60°	4032lm	3744lm	DALI
KAS-DL07P-S-645	45W	36V	1200mA	90	2700K	18°	4449lm	2931lm	ON-OFF
						24°	4449lm	2386lm	TRIAC
						36°	4449lm	3587lm	1-10V
						60°	4449lm	3449lm	DALI
	45W	36V	1200mA	90	3000K	18°	4622lm	3046lm	ON-OFF
						24°	4622lm	2479lm	TRIAC
						36°	4622lm	3727lm	1-10V
						60°	4622lm	3584lm	DALI
	45W	36V	1200mA	90	4000K	18°	4838lm	3188lm	ON-OFF
						24°	4838lm	2594lm	TRIAC
						36°	4838lm	3901lm	1-10V
						60°	4838lm	3751lm	DALI



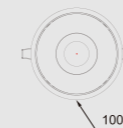
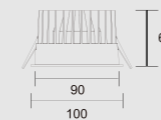
DL07P-R Series



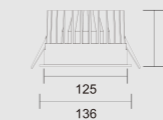
- Outstanding color rendition effect, meet the lighting demand of upscale places. 2700K/3000K/4000K, Ra>90
- Dark light technology with chip deeply hidden, well-designed dark light reflector with UGR≤19. Comfortable and no glare.
- Die-casting aluminium heat sink, conducts the heat from the chip effectively, and ensure the lamp performance and long lifespan.
- Precise distribution and even transition. Less scattering makes vision more comfortable.



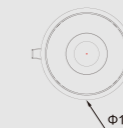
KAS-DL07P-R-3
Power: 10W/15W
Output: 90mm
Height: 64mm



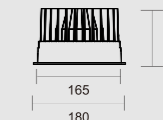
KAS-DL07P-R-4
Power: 15W/20W
Output: 125mm
Height: 83mm



KAS-DL07P-R-5
Power: 25W/30W
Output: 145mm
Height: 96mm



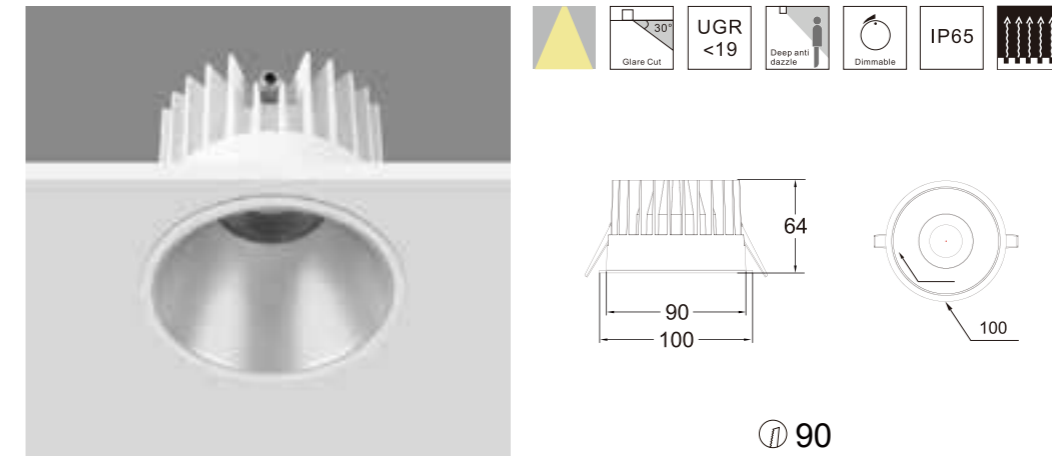
KAS-DL07P-R-6
Power: 30W/40W
Output: 165mm
Height: 109mm



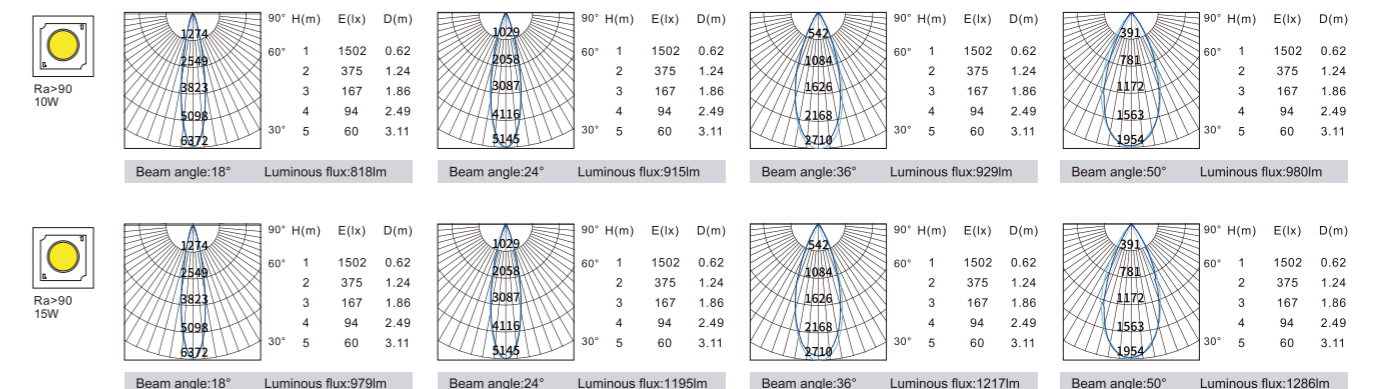
KAS-DL07P-R

Model	KAS-DL07P-R-3	KAS-DL07P-R-4	KAS-DL07P-R-5	KAS-DL07P-R-6
Product Photo				
Dimension(mm)				
Cutout(mm)	90	125	145	165
Wattage	10W/15W	15W/20W	25W/30W	30W/40W
CCT	2700K 3000K 3500K 4000K	2700K 3000K 3500K 4000K	2700K 3000K 3500K 4000K	2700K 3000K 3500K 4000K
CRI	>90	>90	>90	>90
Beam Angle	18°/24°/36°/50°	18°/24°/36°/55°	18°/24°/36°/60°	18°/24°/36°/60°
Lumen	1168LM	1833LM	2229LM	3036LM
IP	IP65	IP65	IP65	IP65
Dimming	TRIAC/1-10V/DALI	TRIAC/1-10V/DALI	TRIAC/1-10V/DALI	TRIAC/1-10V/DALI
Reflector Colour	Highly specular aluminium UV processed black cup Gold	Highly specular aluminium UV processed black cup Gold	Highly specular aluminium UV processed black cup Gold	Highly specular aluminium UV processed black cup Gold
Colour	White	White	White	White

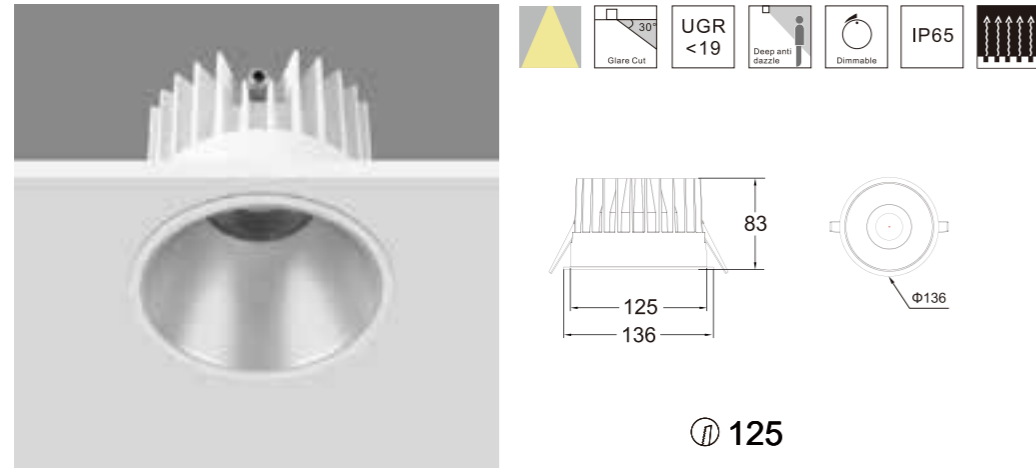
KAS-DL07P-R-3



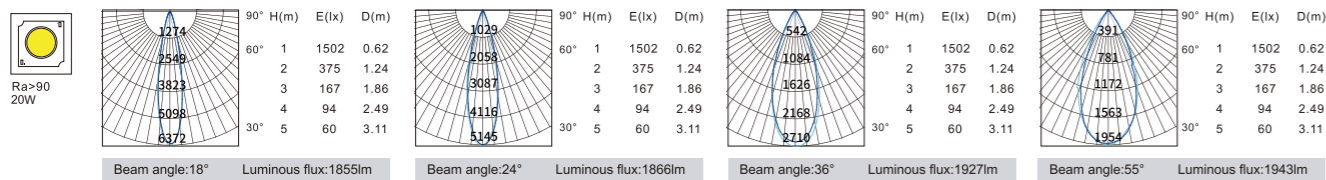
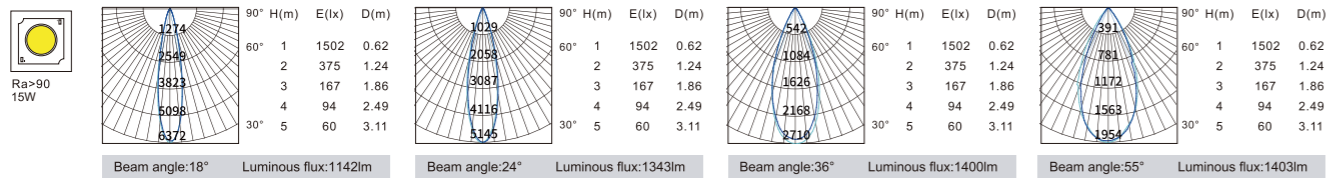
Model	Power	LED voltage	LED Current	CRI	CCT	Beam Angle	LED Output	System output	Dimming Type
KAS-DL07P-R-310	10W	36V	250mA	90	2700K	18°	927lm	787lm	ON-OFF
						24°	927lm	880lm	TRIAC
						36°	927lm	894lm	1-10V
						50°	927lm	943lm	DALI
KAS-DL07P-R-315	15W	36V	350mA	90	3000K	18°	963lm	818lm	ON-OFF
						24°	963lm	915lm	TRIAC
						36°	963lm	929lm	1-10V
						50°	963lm	980lm	DALI
KAS-DL07P-R-315	15W	36V	350mA	90	4000K	18°	1008lm	856lm	ON-OFF
						24°	1008lm	957lm	TRIAC
						36°	1008lm	972lm	1-10V
						50°	1008lm	1025lm	DALI
KAS-DL07P-R-315	15W	36V	350mA	90	2700K	18°	1297lm	941lm	ON-OFF
						24°	1297lm	1149lm	TRIAC
						36°	1297lm	1168lm	1-10V
						50°	1297lm	1234lm	DALI
KAS-DL07P-R-315	15W	36V	350mA	90	3000K	18°	1348lm	979lm	ON-OFF
						24°	1348lm	1195lm	TRIAC
						36°	1348lm	1217lm	1-10V
						50°	1348lm	1286lm	DALI
KAS-DL07P-R-315	15W	36V	350mA	90	4000K	18°	1411lm	1024lm	ON-OFF
						24°	1411lm	1250lm	TRIAC
						36°	1411lm	1273lm	1-10V
						50°	1411lm	1346lm	DALI



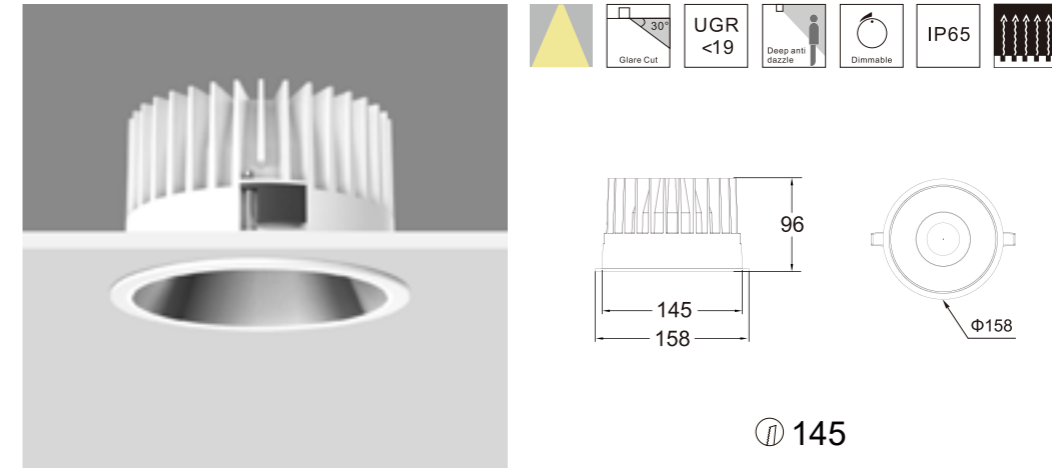
KAS-DL07P-R-4



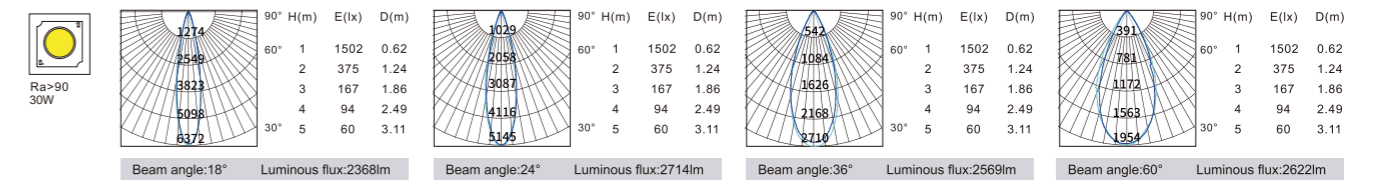
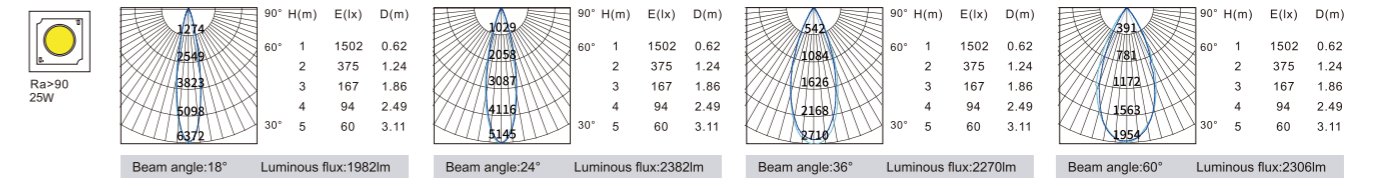
Model	Power	LED voltage	LED Current	CRI	CCT	Beam Angle	LED Output	System output	Dimming Type
KAS-DL07P-R-415	15W	36V	350mA	90	2700K	18°	1556lm	1098lm	ON-OFF
						24°	1556lm	1292lm	TRIAC
						36°	1556lm	1347lm	1-10V
						55°	1556lm	1349lm	DALI
	15W	36V	350mA	90	3000K	18°	1611lm	1142lm	ON-OFF
						24°	1611lm	1343lm	TRIAC
						36°	1611lm	1400lm	1-10V
						55°	1611lm	1403lm	DALI
	15W	36V	350mA	90	4000K	18°	1692lm	1195lm	ON-OFF
						24°	1692lm	1405lm	TRIAC
						36°	1692lm	1465lm	1-10V
						55°	1692lm	1368lm	DALI
KAS-DL07P-R-420	20W	36V	500mA	90	2700K	18°	2224lm	1785lm	ON-OFF
						24°	2224lm	1796lm	TRIAC
						36°	2224lm	1854lm	1-10V
						55°	2224lm	1870lm	DALI
	20W	36V	500mA	90	3000K	18°	2311lm	1855lm	ON-OFF
						24°	2311lm	1866lm	TRIAC
						36°	2311lm	1927lm	1-10V
						55°	2311lm	1943lm	DALI
	20W	36V	500mA	90	4000K	18°	2415lm	1941lm	ON-OFF
						24°	2415lm	1953lm	TRIAC
						36°	2415lm	2017lm	1-10V
						55°	2415lm	2033lm	DALI



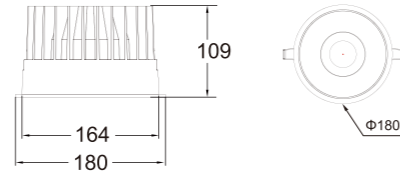
KAS-DL07P-R-5



Model	Power	LED voltage	LED Current	CRI	CCT	Beam Angle	LED Output	System output	Dimming Type
KAS-DL07P-R-525	25W	36V	600mA	90	2700K	18°	2892lm	1908lm	ON-OFF
						24°	2892lm	2293lm	TRIAC
						36°	2892lm	2185lm	1-10V
						60°	2892lm	2220lm	DALI
	25W	36V	600mA	90	3000K	18°	3004lm	1982lm	ON-OFF
						24°	3004lm	2382lm	TRIAC
						36°	3004lm	2270lm	1-10V
						60°	3004lm	2306lm	DALI
	25W	36V	600mA	90	4000K	18°	3144lm	2074lm	ON-OFF
						24°	3144lm	2493lm	TRIAC
						36°	3144lm	2376lm	1-10V
						60°	3144lm	2413lm	DALI
KAS-DL07P-R-530	30W	36V	700mA	90	2700K	18°	3373lm	2279lm	ON-OFF
						24°	3373lm	2612lm	TRIAC
						36°	3373lm	2472lm	1-10V
						60°	3373lm	2523lm	DALI
	30W	36V	700mA	90	3000K	18°	3504lm	2368lm	ON-OFF
						24°	3504lm	2714lm	TRIAC
						36°	3504lm	2569lm	1-10V
						60°	3504lm	2622lm	DALI
	30W	36V	700mA	90	4000K	18°	3668lm	2478lm	ON-OFF
						24°	3668lm	2840lm	TRIAC
						36°	3668lm	2689lm	1-10V
						60°	3668lm	2744lm	DALI

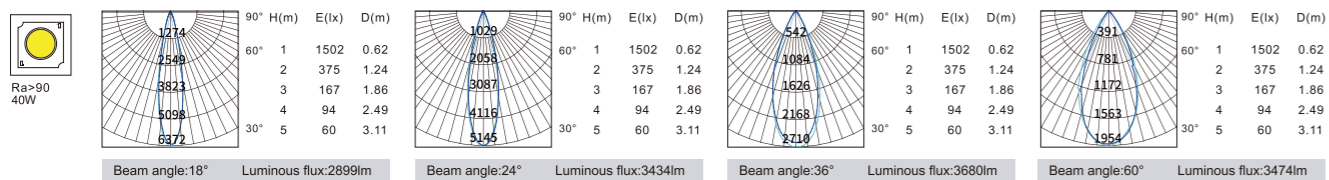
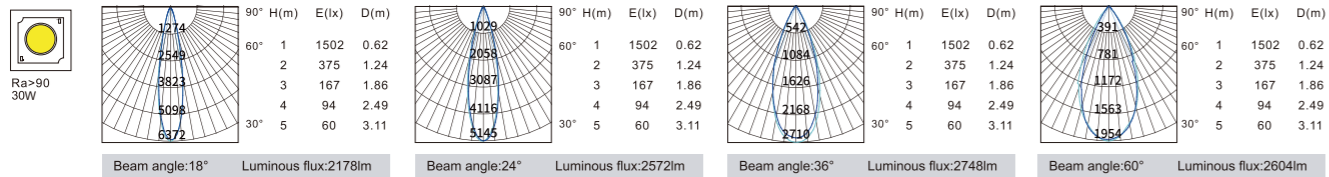


KAS-DL07P-R-6



⌀ 165

Model	Power	LED voltage	LED Current	CRI	CCT	Beam Angle	LED Output	System output	Dimming Type
KAS-DL07P-R-630	30W	36V	700mA	90	2700K	18°	3373lm	2096lm	ON-OFF
						24°	3373lm	2475lm	TRIAC
						36°	3373lm	2645lm	1-10V
						60°	3373lm	2506lm	DALI
30W	36V	700mA	90	3000K	18°	3504lm	2178lm	ON-OFF	
					24°	3504lm	2572lm	TRIAC	
					36°	3504lm	2748lm	1-10V	
					60°	3504lm	2604lm	DALI	
30W	36V	700mA	90	4000K	18°	3668lm	2279lm	ON-OFF	
					24°	3668lm	2692lm	TRIAC	
					36°	3668lm	2876lm	1-10V	
					60°	3668lm	2725lm	DALI	
KAS-DL07P-R-640	40W	36V	1000mA	90	2700K	18°	3708lm	2790lm	ON-OFF
						24°	3708lm	3305lm	TRIAC
						36°	3708lm	3542lm	1-10V
						60°	3708lm	3344lm	DALI
40W	36V	1000mA	90	3000K	18°	3852lm	2899lm	ON-OFF	
					24°	3852lm	3434lm	TRIAC	
					36°	3852lm	3680lm	1-10V	
					60°	3852lm	3474lm	DALI	
40W	36V	1000mA	90	4000K	18°	4032lm	3034lm	ON-OFF	
					24°	4032lm	3594lm	TRIAC	
					36°	4032lm	3851lm	1-10V	
					60°	4032lm	3636lm	DALI	



Contact details

IINNO Ltd

2101A Nan Fung Centre,
264-298 Castle Peak Road,
Tsuen Wan, Hong Kong

Tel: +852 2134 9906

+86 (0)769 23010151/2

M: +86 13922905402

Email: sales@iinno-lighting.com

www.iinno-lighting.com



