




Wall washer series

Designing your lighting solutions



Wall washer



Small size, product series, to achieve more creative lighting.
Good concealment, see the light but not the light. Integral lamp body structure, good heat dissipation effect, effectively extend the lamp life. Suitable for key lighting places.



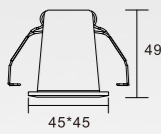
49mm

- Cree chip, Ra>90, no uv radiation, little heat emission.
- Professional aluminum reflector, can effectively block back scattering light for secondary reflection, reducing the loss of light efficiency.
- It adopts passive heat dissipation technology and is equipped with highly efficient wave-shaped radiator, which can carry out air convection heat dissipation before and after, increase the area of heat exchange surface, and the heat dissipation area is more than 10% higher than that of ordinary radiator.
- Deep shading Angle, see the light but not the lamp.

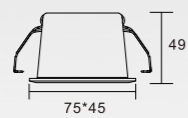
Wall washer



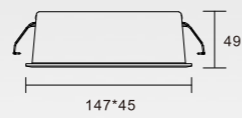
KS-BL01R-1D-04
Power: 2W
Cutout: 37*37mm
Height: 49mm



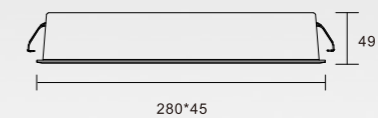
KS-BL01R-2D-07
Power: 4W
Cutout: 68*37mm
Height: 49mm











KS-BL01R-5D-14
Power: 10W
Cutout: 140*37mm
Height: 49mm



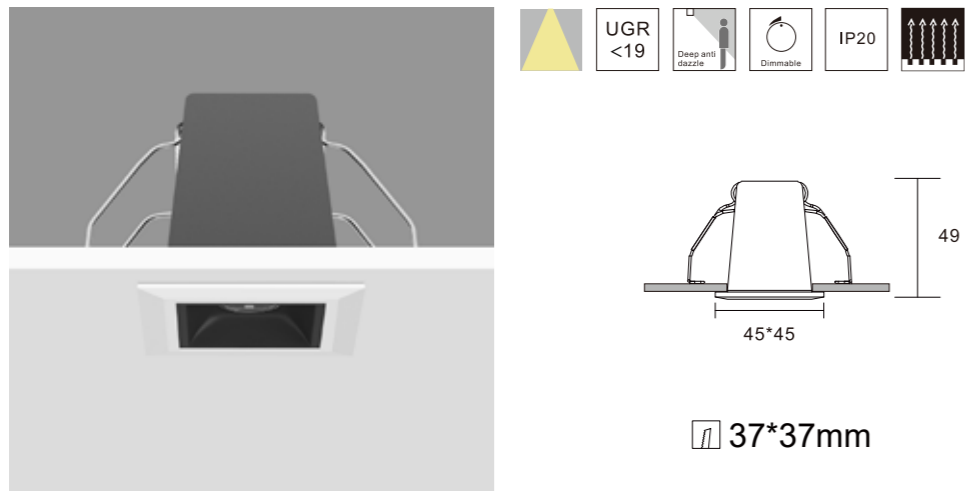
KS-BL01R-10D-28
Power: 20W
Cutout: 273*37mm
Height: 49mm



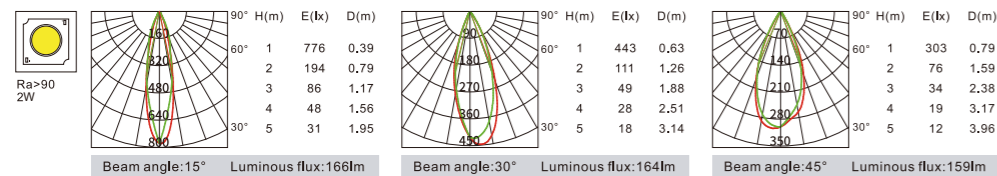
Wall washer

Model	KS-BL01R-1D-04	KS-BL01R-2D-07	KS-BL01R-5D-14	KS-BL01R-10D-28
Product Photo				
Dimension(mm)				
Cutout(mm)	37*37	68*37	140*37	273*37
Wattage	2W	4W	10W	20W
CCT	2700K 3000K 3500K 4000K 5000K	2700K 3000K 3500K 4000K 5000K	2700K 3000K 3500K 4000K 5000K	2700K 3000K 3500K 4000K 5000K
CR	>90	>90	>90	>90
Beam Angle	15° /30°/45 °	15°/30°/45 °	15°/30°/45 °	15°/30°/45 °
Lumen	170LM	330LM	660LM	1400LM
IP	IP20	IP20	IP20	IP20
Dimming	TRIAC/1-10V	TRIAC/1-10V/DALI	TRIAC/1-10V/DALI	TRIAC/1-10V/DALI
Colour	White + Iron gray	White + Iron gray	White+Iron gray	White+Iron gray

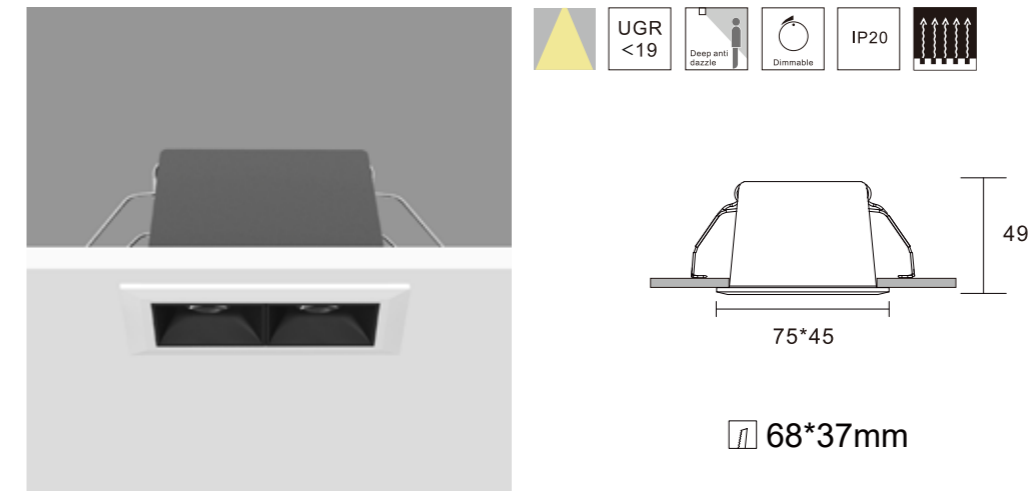
KS-BL01R-1D



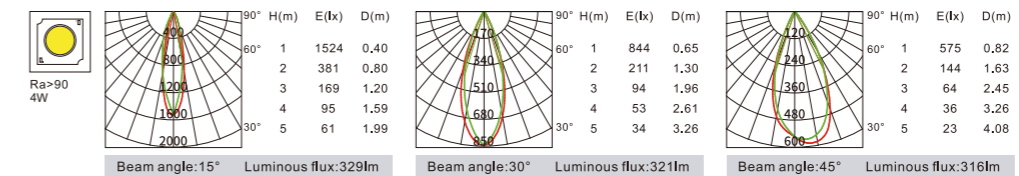
Model	Power	LED voltage	LED Current	CRI	CCT	Beam Angle	LED Output	System output	Dimming Type
KS-BL01R-1D-0402	2W	3V	600mA	90	2700K	15°	180lm	154lm	ON-OFF
						30°	180lm	176lm	TRIAC
						45°	180lm	147lm	1-10V DALI
	2W	3V	600mA	90	3000K	15°	194lm	166lm	ON-OFF
						30°	194lm	164lm	TRIAC
						45°	194lm	159lm	1-10V DALI
	2W	3V	600mA	90	4000K	15°	210lm	179lm	ON-OFF
						30°	210lm	177lm	TRIAC
						45°	210lm	172lm	1-10V DALI



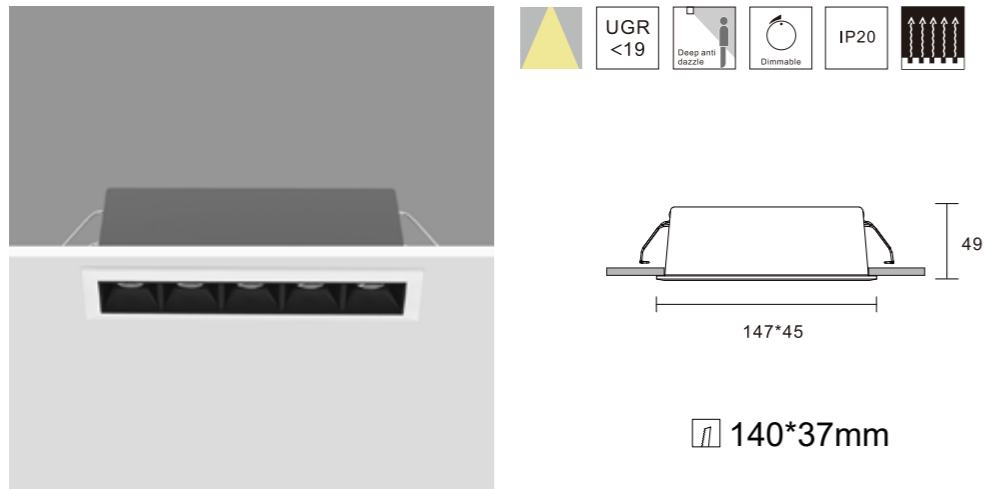
KS-BL01R-2D



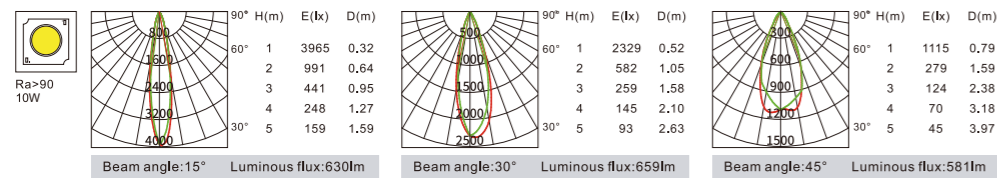
Model	Power	LED voltage	LED Current	CRI	CCT	Beam Angle	LED Output	System output	Dimming Type
KS-BL01R-2D-0704	4W	6V	600mA	90	2700K	15°	340lm	303lm	ON-OFF
						30°	340lm	296lm	TRIAC
						45°	340lm	292lm	1-10V DALI
	4W	6V	600mA	90	3000K	15°	368lm	329lm	ON-OFF
						30°	368lm	321lm	TRIAC
						45°	368lm	316lm	1-10V DALI
	4W	6V	600mA	90	4000K	15°	426lm	380lm	ON-OFF
						30°	426lm	371lm	TRIAC
						45°	426lm	365lm	1-10V DALI



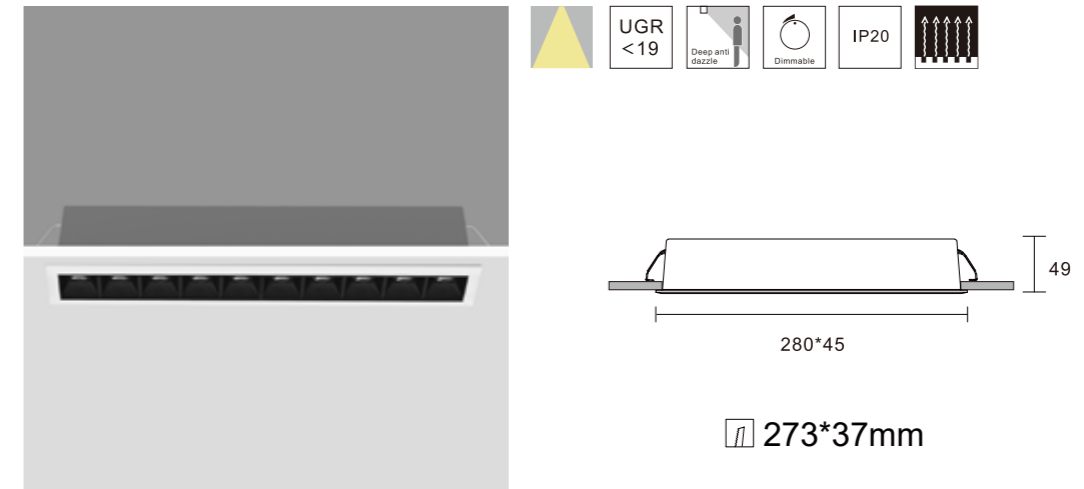
KS-BL01R-5D



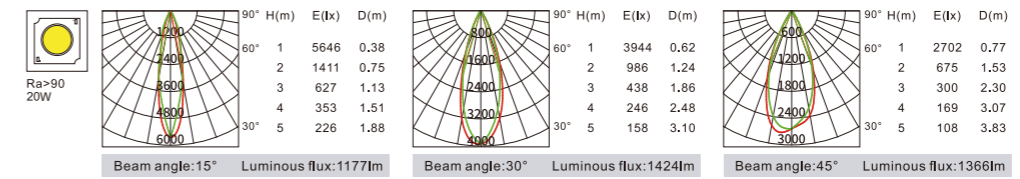
Model	Power	LED voltage	LED Current	CRI	CCT	Beam Angle	LED Output	System output	Dimming Type
KS-BL01R-5D-1410	10W	15V	600mA	90	2700K	15°	696lm	583lm	ON-OFF
						30°	696lm	609lm	TRIAC
						45°	696lm	537lm	1-10V DALI
	10W	15V	600mA	90	3000K	15°	752lm	630lm	ON-OFF
						30°	752lm	659lm	TRIAC
						45°	752lm	581lm	1-10V DALI
	10W	15V	600mA	90	4000K	15°	816lm	683lm	ON-OFF
						30°	816lm	715lm	TRIAC
						45°	816lm	630lm	1-10V DALI



KS-BL01R-10D




Model	Power	LED voltage	LED Current	CRI	CCT	Beam Angle	LED Output	System output	Dimming Type
KS-BL01R-10D-2820	20W	30V	600mA	90	2700K	15°	1445lm	1087lm	ON-OFF
						30°	1445lm	1315lm	TRIAC
						45°	1445lm	1262lm	1-10V DALI
	20W	30V	600mA	90	3000K	15°	1564lm	1177lm	ON-OFF
						30°	1564lm	1424lm	TRIAC
						45°	1564lm	1366lm	1-10V DALI
	20W	30V	600mA	90	4000K	15°	1700lm	1279lm	ON-OFF
						30°	1700lm	1547lm	TRIAC
						45°	1700lm	1484lm	1-10V DALI





Wall washer



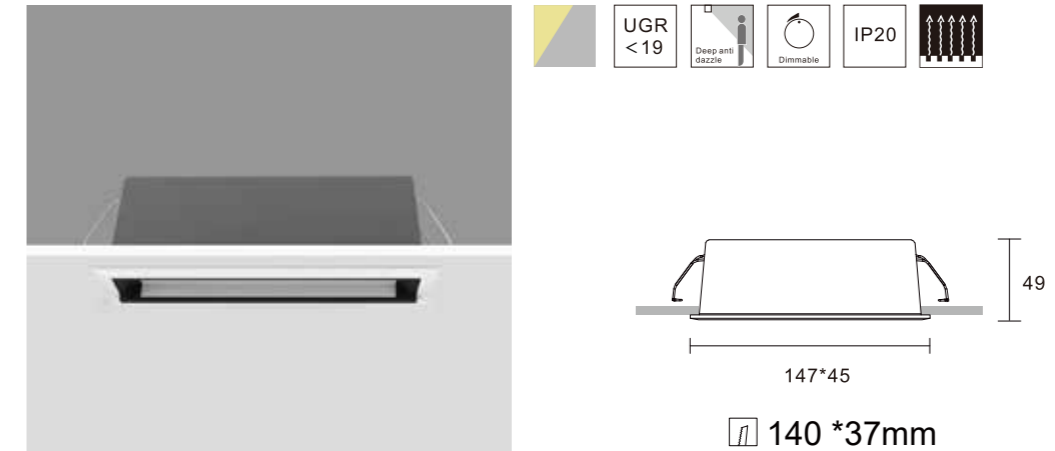
49mm

- Cree chip, Ra>90, no uv radiation, little heat emission.
- Professional aluminum reflector, can effectively block back scattering light for secondary reflection, reducing the loss of light efficiency.
- It adopts passive heat dissipation technology and is equipped with highly efficient wave-shaped radiator, which can carry out air convection heat dissipation before and after, increase the area of heat exchange surface, and the heat dissipation area is more than 10% higher than that of ordinary radiator.
- Deep shading Angle, see the light but not the lamp.

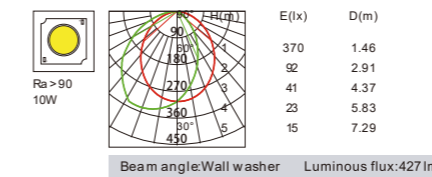
KS-BL01R

Model	KS-BL01R-1 W-14	KS-BL01R-2 W-28	KS-BL01R-3 W-42
Product Photo			
Dimension(mm)			
Cutout(mm)	140*37	273*37	405*37
Wattage	10W	20W	30W
CCT	2700K 3000K 3500K 4000K 5000K	2700K 3000K 3500K 4000K 5000K	2700K 3000K 3500K 4000K 5000K
CRI	>90	>90	>90
Beam Angle	Wall washer	Wall washer	Wall washer
Lumen	395-463LM	665-782LM	1054-1243LM
IP	IP 20	IP 20	IP 20
Dimming	TRI AC/1-10V/DALI	TRI AC/1-10V/DALI	TRI AC/1-10V/DALI
Colour	White+Iron gray	White+Iron gray	White+Iron gray

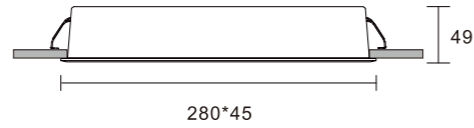
KS-BL01R-1W



Model	Power	LED voltage	LED Current	CRI	CCT	Beam Angle	LED Output	System output	Dimming Type
KS-BL01R-1W-1410	10W	15V	600mA	90	2700K	Wall washer	696lm	395lm	ON-OFF TRIAC 1-10V DALI
	10W	15V	600mA	90	3000K	Wall washer	752lm	427lm	ON-OFF TRIAC 1-10V DALI
	10W	15V	600mA	90	4000K	Wall washer	816lm	463lm	ON-OFF TRIAC 1-10V DALI

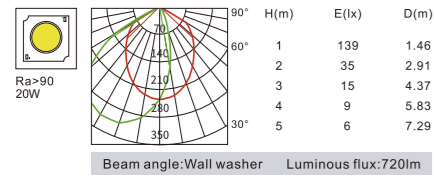


KS-BL01R-2W

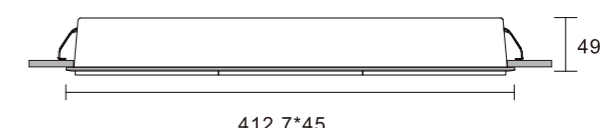


273*37mm

Model	Power	LED voltage	LED Current	CRI	CCT	Beam Angle	LED Output	System output	Dimming Type
KS-BL01R-2W-2820	20W	30V	600mA	90	2700K	Wall washer	1156lm	665lm	ON-OFF TRIAC 1-10V DALI
	20W	30V	600mA	90	3000K	Wall washer	1251lm	720lm	ON-OFF TRIAC 1-10V DALI
	20W	30V	600mA	90	4000K	Wall washer	1360lm	782lm	ON-OFF TRIAC 1-10V DALI

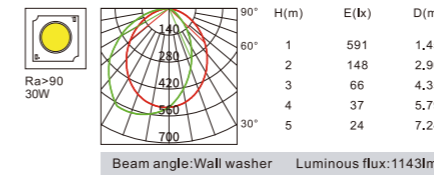


KS-BL01R-3W

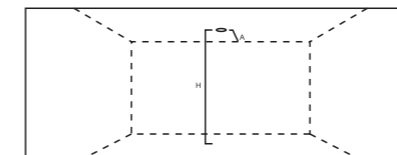


405*37mm

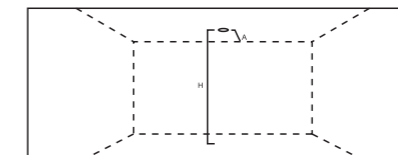
Model	Power	LED voltage	LED Current	CRI	CCT	Beam Angle	LED Output	System output	Dimming Type
KS-BL01R-3W-4230	30W	36V	600mA	90	2700K	Wall washer	1534lm	1054lm	ON-OFF TRIAC 1-10V DALI
	30W	36V	600mA	90	3000K	Wall washer	1662lm	1143lm	ON-OFF TRIAC 1-10V DALI
	30W	36V	600mA	90	4000K	Wall washer	1808lm	1243lm	ON-OFF TRIAC 1-10V DALI



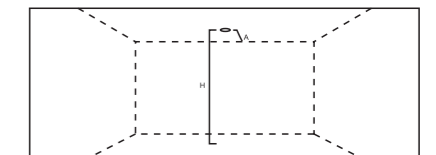
Installation Distance



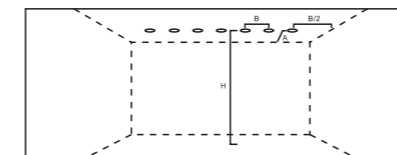
Model: 10W A:800mm H:3000mm



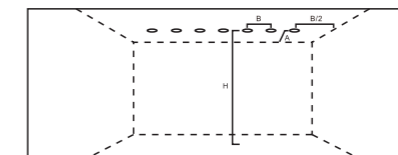
Model: 20W A:1000mm H:3000mm



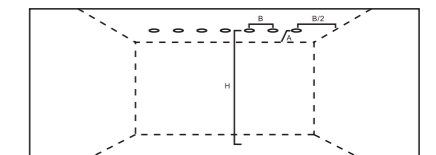
Model: 30W A:1000mm H:3000mm



Model: 10W A:800mm B:800mm H:3000mm



Model: 20W A:1000mm B:800mm H:3000mm




Model: 30W A:1000mm B:1000mm H:3000mm

NEW BL01S Series



Wall washer



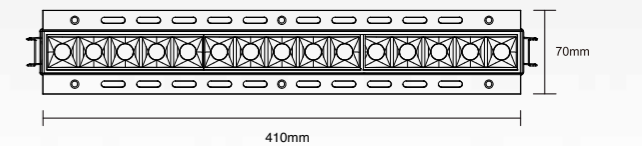
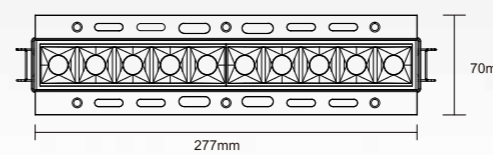
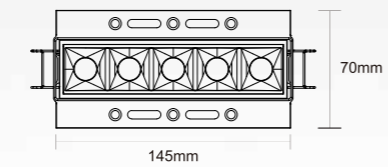
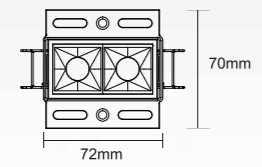
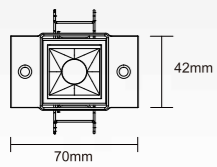

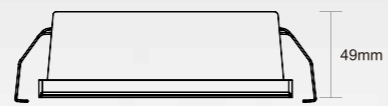
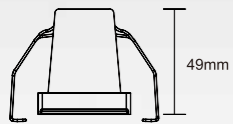
K-BL01S-1D-04
Power: 2W
Cutout: 41*42mm
Height: 49mm

K-BL01S-2D-07
Power: 4W
Cutout: 41*72mm
Height: 49mm






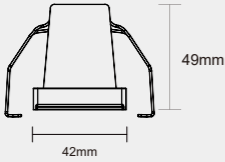
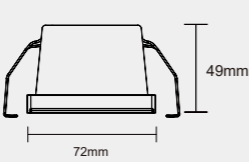
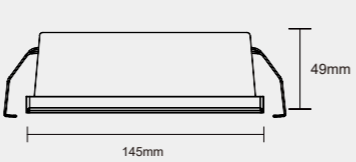
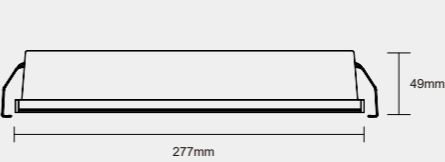
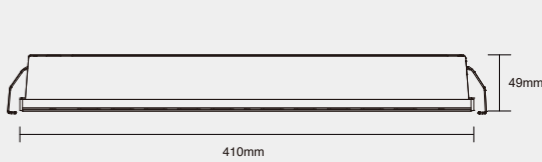
K-BL01S-5D-14
Power: 10W
Cutout: 41*145mm
Height: 49mm

K-BL01S-10D-28
Power: 20W
Cutout: 41*277mm
Height: 49mm

K-BL01S-15D-35
Power: 30W
Cutout: 41*410mm
Height: 49mm

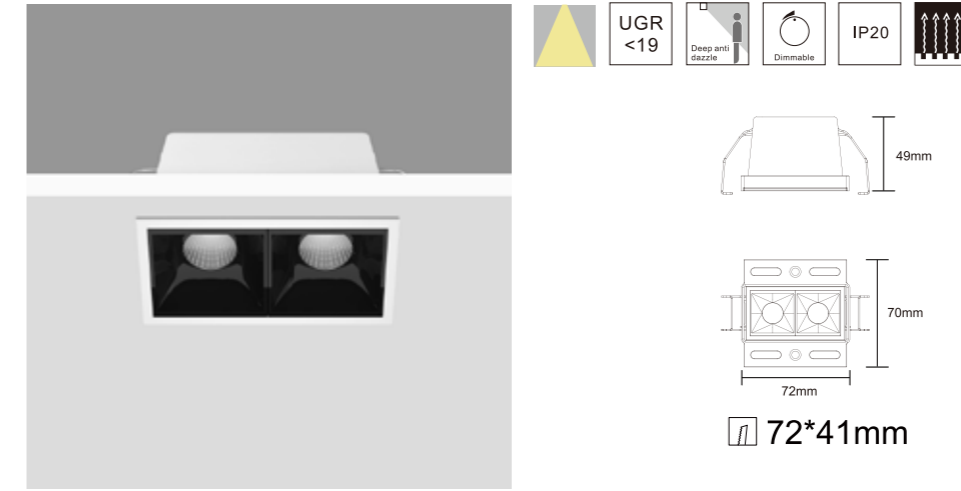


NEW BL01S Series

Model	KS-BL01S-1D-0402	KS-BL01S-2D-0704	KS-BL01S-5D-1410		KS-BL01S-10D-2820	KS-BL01S-15D-3530
Product Photo						
Dimension(mm)						
Cutout(mm)	41*42	41*72	41*145		41*277	41*410
Wattage	2W	4W	10W		20W	30W
CCT	2700K 3000K 3500K 4000K	2700K 3000K 3500K 4000K	2700K 3000K 3500K 4000K		2700K 3000K 3500K 4000K	2700K 3000K 3500K 4000K
CRI	>90	>90	>90		>90	>90
Beam Angle	15°/30°/45°	15°/30°/45°	15°/30°/45°		15°/30°/45°	15°/30°/45°
Lumen	43-110LM	273-283LM	762-804LM		1709-1581LM	2368-2489LM
IP	IP20	IP20	IP20		IP20	IP20
Dimming	TRIAC/1-10V/DALI	TRIAC/1-10V/DALI	TRIAC/1-10V/DALI		TRIAC/1-10V/DALI	TRIAC/1-10V/DALI
Reflector Colour	Highly specular aluminium UV processed black cup Gold	Highly specular aluminium UV processed black cup Gold	Highly specular aluminium UV processed black cup Gold		Highly specular aluminium UV processed black cup Gold	Highly specular aluminium UV processed black cup Gold
Colour	White	White	White		White	White

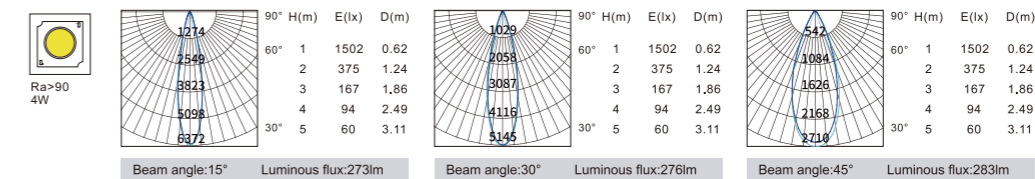
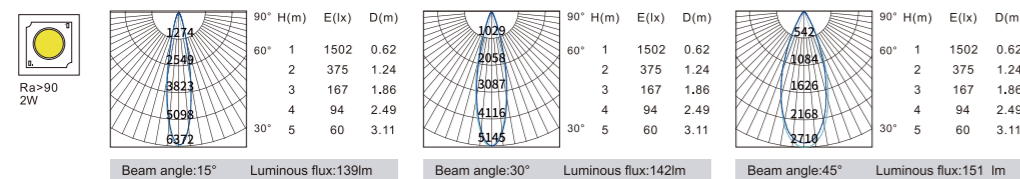
KS-BL01S-1D

KS-BL01S-2D

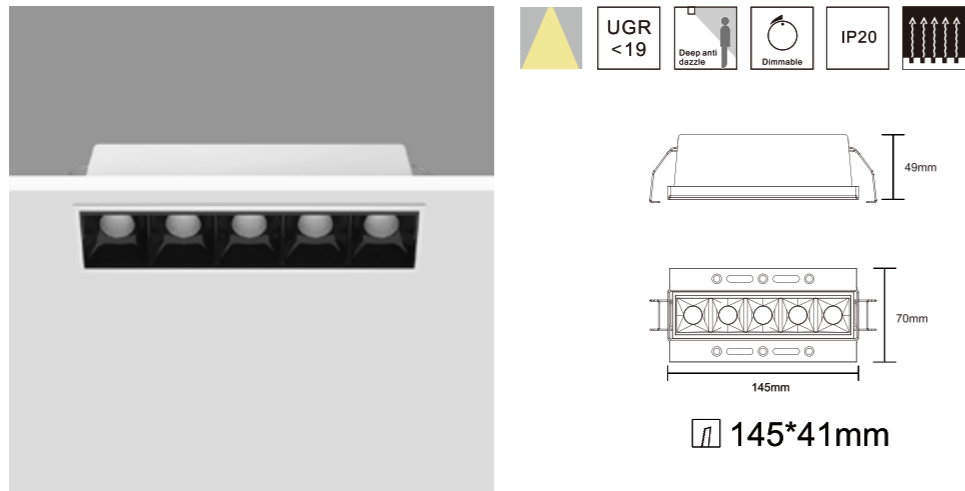


Model	Power	LED voltage	LED Current	CRI	CCT	Beam Angle	LED Output	System output	Dimming Type
KS-BL01S-1D-0402	2W	3V	600mA	90	2700K	15°	190lm	129lm	ON-OFF
						30°	190lm	132lm	TRIAC
						45°	190lm	140lm	1-10V DALI
	2W	3V	600mA	90	3000K	15°	204lm	139lm	ON-OFF
						30°	204lm	142lm	TRIAC
						45°	204lm	151lm	1-10V DALI
	2W	3V	600mA	90	4000K	15°	220lm	149lm	ON-OFF
						30°	220lm	153lm	TRIAC
						45°	220lm	162lm	1-10V DALI

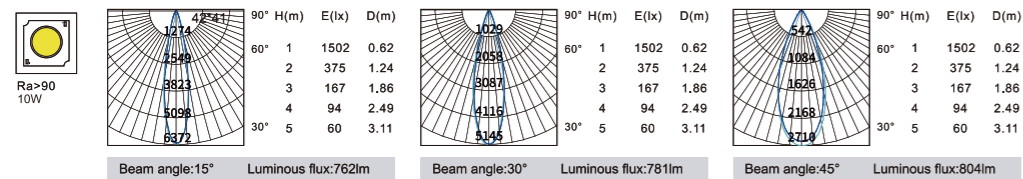
Model	Power	LED voltage	LED Current	CRI	CCT	Beam Angle	LED Output	System output	Dimming Type
KS-BL01S-2D-0704	4W	6V	600mA	90	2700K	15°	284lm	252lm	ON-OFF
						30°	284lm	255lm	TRIAC
						45°	284lm	261lm	1-10V DALI
	4W	6V	600mA	90	3000K	15°	307lm	273lm	ON-OFF
						30°	307lm	276lm	TRIAC
						45°	307lm	283lm	1-10V DALI
	4W	6V	600mA	90	4000K	15°	355lm	315lm	ON-OFF
						30°	355lm	319lm	TRIAC
						45°	355lm	327lm	1-10V DALI



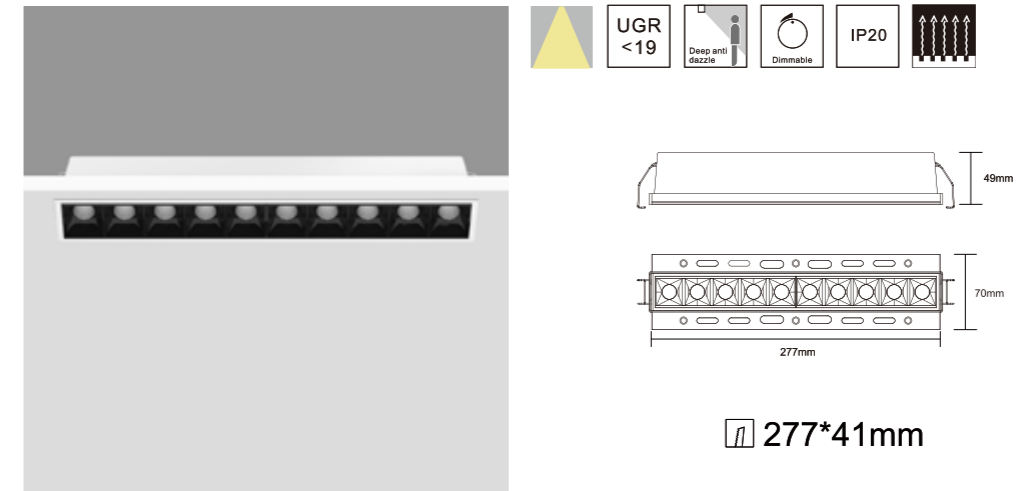
KS-BL01S-5D



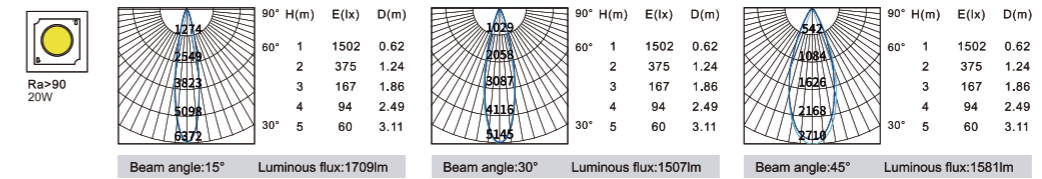
Model	Power	LED voltage	LED Current	CRI	CCT	Beam Angle	LED Output	System output	Dimming Type
KS-BL01S-5D-1410	10W	15V	600mA	90	2700K	15°	835lm	705lm	ON-OFF TRIAC
						30°	835lm	722lm	1-10V
						45°	835lm	744lm	DALI
	10W	15V	600mA	90	3000K	15°	902lm	762lm	ON-OFF TRIAC
						30°	902lm	781lm	1-10V
						45°	902lm	804lm	DALI
	10W	15V	600mA	90	4000K	15°	979lm	827lm	ON-OFF TRIAC
						30°	979lm	847lm	1-10V
						45°	979lm	872lm	DALI



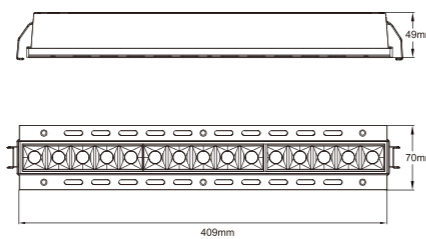
KS-BL01S-10D



Model	Power	LED voltage	LED Current	CRI	CCT	Beam Angle	LED Output	System output	Dimming Type
KS-BL01S-10D-2820	20W	30V	600mA	90	2700K	15°	1734lm	1579lm	ON-OFF TRIAC
						30°	1734lm	1394lm	1-10V
						45°	1734lm	1461lm	DALI
	20W	30V	600mA	90	3000K	15°	1876lm	1709lm	ON-OFF TRIAC
						30°	1876lm	1509lm	1-10V
						45°	1876lm	1581lm	DALI
	20W	30V	600mA	90	4000K	15°	2040lm	1857lm	ON-OFF TRIAC
						30°	2040lm	1640lm	1-10V
						45°	2040lm	1718lm	DALI


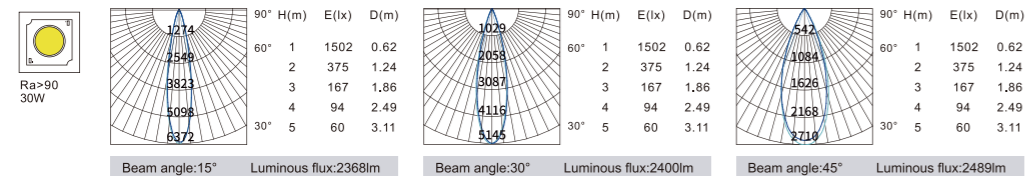


KS-BL01S-15D



409*41mm

Model	Power	LED voltage	LED Current	CRI	CCT	Beam Angle	LED Output	System output	Dimming Type
KS-BL01S-15D-3530	30W	36V	600mA	90	2700K	15°	2411lm	2185lm	ON-OFF TRIAC 1-10V DALI
						30°	2411lm	2215lm	
						45°	2411lm	2297lm	
	30W	36V	600mA	90	3000K	15°	2612lm	2368lm	ON-OFF TRIAC 1-10V DALI
						30°	2612lm	2400lm	
						45°	2612lm	2486lm	
	30W	36V	600mA	90	4000K	15°	2841lm	2575lm	ON-OFF TRIAC 1-10V DALI
						30°	2841lm	2610lm	
						45°	2841lm	2706lm	




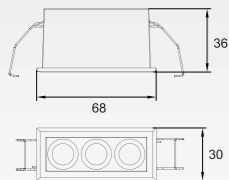
NEW BL01M Series



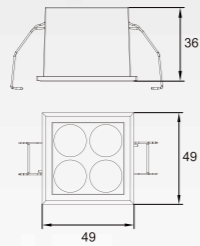
NEW BL01M Series




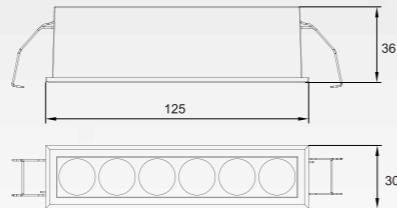
KS-BL01M-3D-07
Power: 3W
Cutout: 64*26mm
Height: 36mm



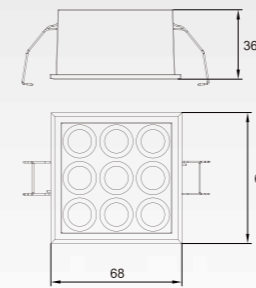
KS-BL01M-4D-05
Power: 4W
Cutout: 45*45mm
Height: 36mm




KS-BL01M-6D-12
Power: 6W
Cutout: 121*26mm
Height: 36mm








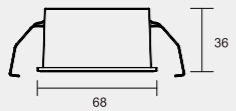
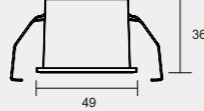

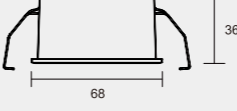

KS-BL01M-9D-07
Power: 9W
Cutout: 64*64mm
Height: 36mm



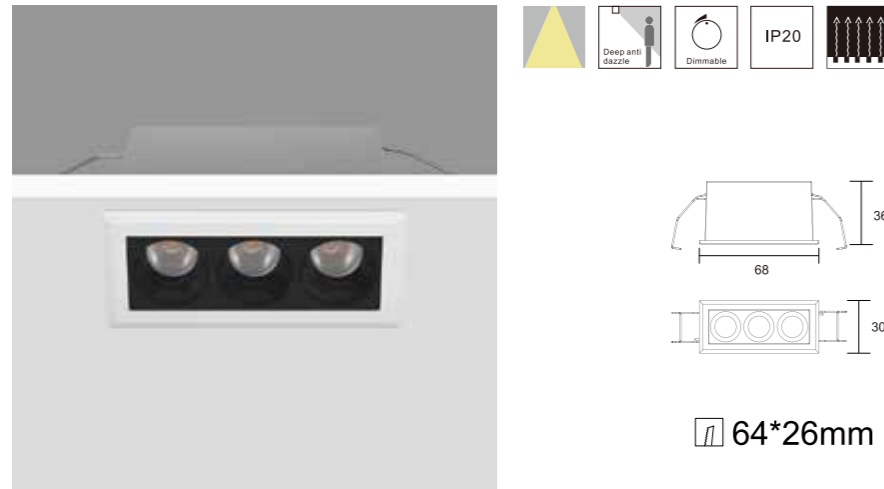
KS-BL01M-12D-24
Power: 12W
Cutout: 235*26mm
Height: 36mm



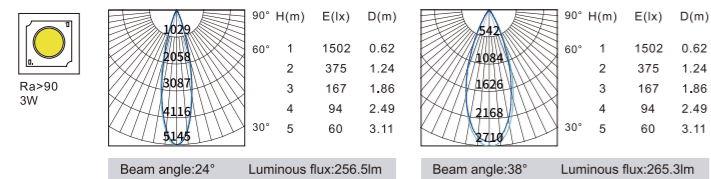
NEW BL01M Series

Model	KS-BL01M-3D-0703	KS-BL01M-4D-0504	KS-BL01M-6D-1206		KS-BL01M-9D-0709	KS-BL01M-12D-2412
Product Photo						
Dimension(mm)						
Cutout(mm)	64*26	45*45	126*26		64*64	235*26
Wattage	3W	4W	6W		9W	12W
CCT	2700K 3000K 3500K 4000K	2700K 3000K 3500K 4000K	2700K 3000K 3500K 4000K		2700K 3000K 3500K 4000K	2700K 3000K 3500K 4000K
CRI	>90	>90	>90		>90	>90
Beam Angle	24°/38°	24°/38°	24°/38°		24°/38°	24°/38°
Lumen	256.5LM	205.5LM	605.7LM		840.9LM	1281.6LM
IP	IP20	IP20	IP20		IP20	IP20
Dimming	TRIAC/1-10V/DALI	TRIAC/1-10V/DALI	TRIAC/1-10V/DALI		TRIAC/1-10V/DALI	TRIAC/1-10V/DALI
Colour	White+Iron gray	White+Iron gray	White+Iron gray		White+Iron gray	White+Iron gray


KS-BL01M-3D



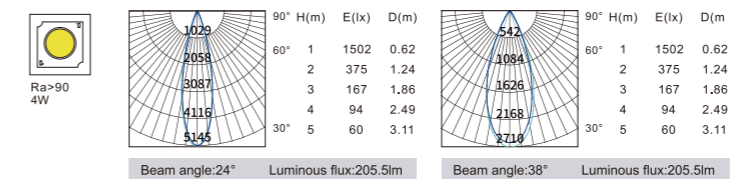
Model	Power	LED voltage	LED Current	CRI	CCT	Beam Angle	LED Output	System output	Dimming Type
KS-BL01M-3D-0703	3W	6V	200mA	90	2700K	24° 38°	275lm 275lm	236lm 244lm	ON-OFF TRIAC 1-10V DALI
	3W	6V	200mA	90	3000K	24° 38°	298lm 298lm	256lm 265lm	ON-OFF TRIAC 1-10V DALI
	3W	6V	200mA	90	4000K	24° 38°	323lm 323lm	277lm 287lm	ON-OFF TRIAC 1-10V DALI



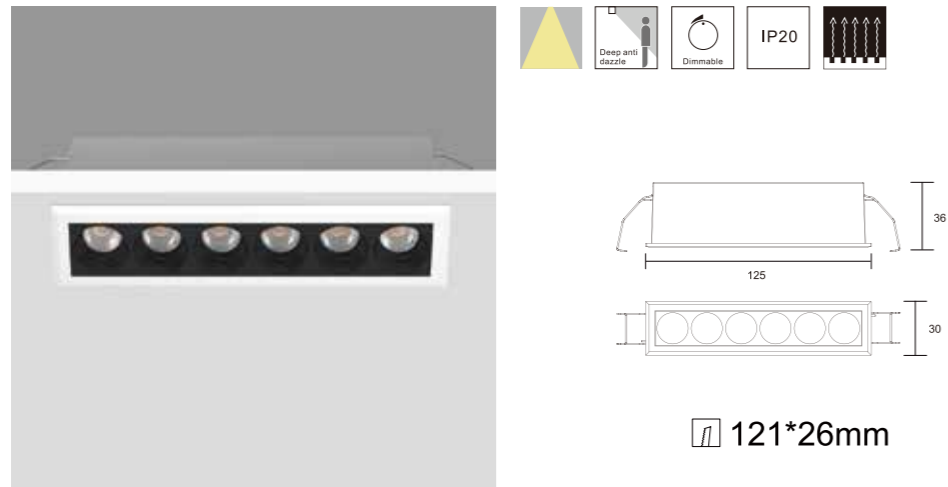
KS-BL01M-4D



Model	Power	LED voltage	LED Current	CRI	CCT	Beam Angle	LED Output	System output	Dimming Type
KS-BL01M-4D-0504	4W	6V	350mA	90	2700K	24° 38°	321lm 321lm	269lm 283lm	ON-OFF TRIAC 1-10V DALI
	4W	6V	350mA	90	3000K	24° 38°	348lm 348lm	292lm 307lm	ON-OFF TRIAC 1-10V DALI
	4W	6V	350mA	90	4000K	24° 38°	402lm 402lm	337lm 351lm	ON-OFF TRIAC 1-10V DALI

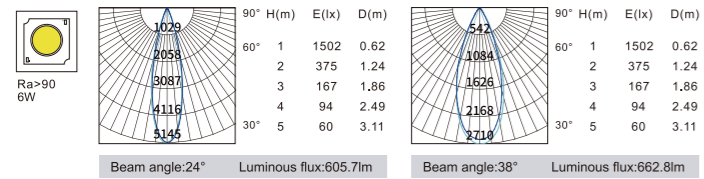


KS-BL01M-6D




121*26mm

Model	Power	LED voltage	LED Current	CRI	CCT	Beam Angle	LED Output	System output	Dimming Type
KS-BL01M-6D-1206	6W	36V	150mA	90	2700K	24° 38°	633lm 633lm	558lm 511lm	ON-OFF TRIAC 1-10V DALI
	6W	36V	150mA	90	3000K	24° 38°	686lm 686lm	605lm 662lm	ON-OFF TRIAC 1-10V DALI
	6W	36V	150mA	90	4000K	24° 38°	792lm 792lm	698lm 764lm	ON-OFF TRIAC 1-10V DALI

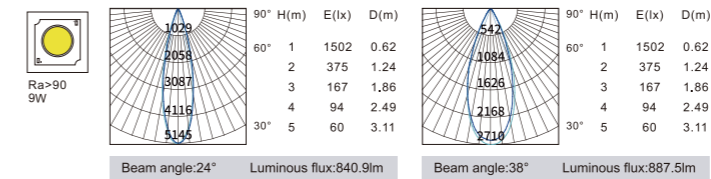


KS-BL01M-9D

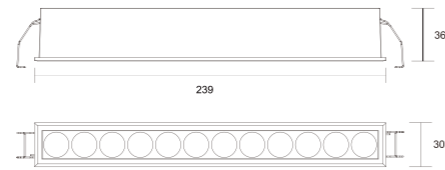
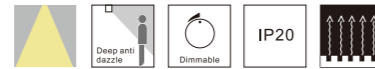



64*64mm

Model	Power	LED voltage	LED Current	CRI	CCT	Beam Angle	LED Output	System output	Dimming Type
KS-BL01M-9D-0709	9W	36V	250mA	90	2700K	24° 38°	939lm 939lm	777lm 821lm	ON-OFF TRIAC 1-10V DALI
	9W	36V	250mA	90	3000K	24° 38°	1014lm 1014lm	840lm 887lm	ON-OFF TRIAC 1-10V DALI
	9W	36V	250mA	90	4000K	24° 38°	1101lm 1101lm	912lm 963lm	ON-OFF TRIAC 1-10V DALI

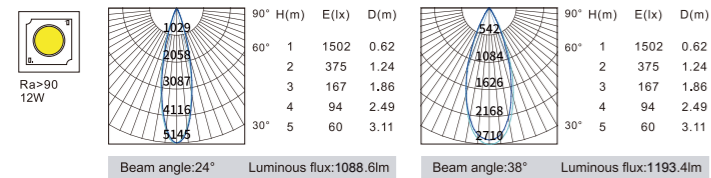


KS-BL01M-12D



235*26mm

Model	Power	LED voltage	LED Current	CRI	CCT	Beam Angle	LED Output	System output	Dimming Type
KS-BL01M-12D-2412	12W	36V	300mA	90	2700K	24° 38°	1252lm 1252lm	1006lm 1103lm	ON-OFF TRIAC 1-10V DALI
	12W	36V	300mA	90	3000K	24° 38°	1353lm 1353lm	1088lm 1193lm	ON-OFF TRIAC 1-10V DALI
	12W	36V	300mA	90	4000K	24° 38°	1808lm 1808lm	1453lm 1594lm	ON-OFF TRIAC 1-10V DALI



KS-BL01D



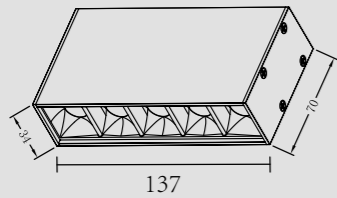
- Outstanding color rendition effect, meet the lighting demand of upscale places 2700K/3000K/4000K, Ra>90
- Dark light technology with chip deeply hidden, well-designed dark light reflector with UGR≤19. Comfortable and no glare.
- Die-casting aluminium heat sink, conducts the heat from the chip effectively, and ensure the lamp performance and long lifespan.
- Precise distribution and even transition. Less scattering makes vision more comfortable

BL01D Series



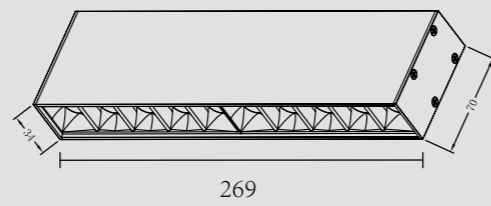
KS-BL01D-5D-14

Power:10W
Height:70mm



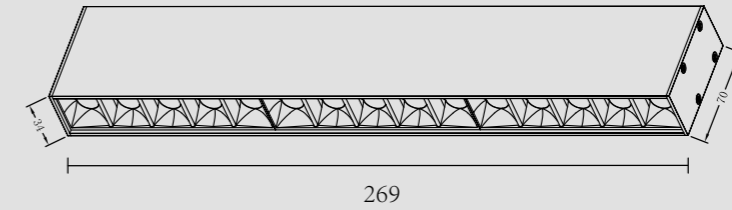
KS-BL01D-10D-27

Power:20W
Height:70mm



KS-BL01D-15D-40

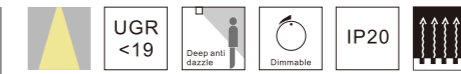
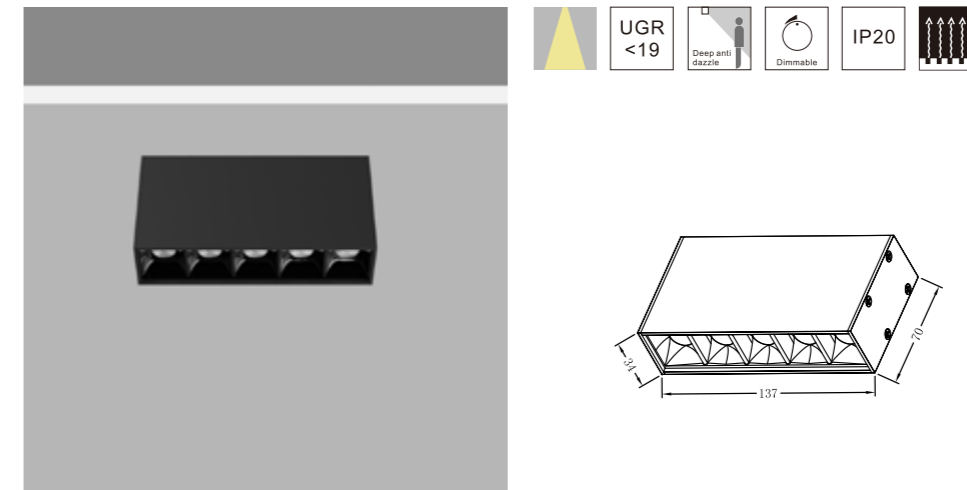
Power:30W
Height:70mm



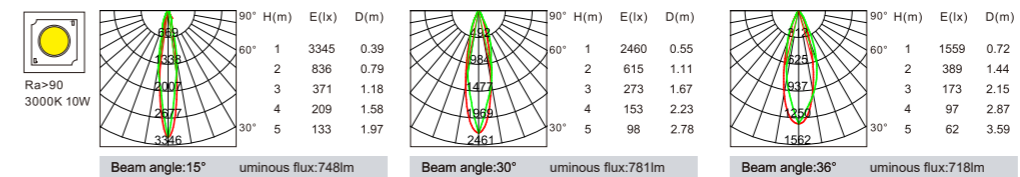
KS-BL01D

Model	KS-BL01D-5D-14	KS-BL01D-10D-27	KS-BL01D-15D-40
Product Photo			
Dimension(mm)			
Cutout(mm)	137*34	269*34	402*34
Wattage	10W	20W	40W
CCT	2700K 3000K 3500K 4000K 5000K	2700K 3000K 3500K 4000K 5000K	2700K 3000K 3500K 4000K 5000K
CRI	>90	>90	>90
Beam Angle	15°/30°/45°	15°/30°/45°	15°/30°/45°
Lumen	IP54/IP65 662-852LM	IP54/IP65 1462-1858LM	2101-2569LM
IP	IP 20	IP 20	IP 20
Dimming	TRIAC/1-10V/DALI	TRIAC/1-10V/DALI	TRIAC/1-10V/DALI
Colour	White/black	White/black	White/black

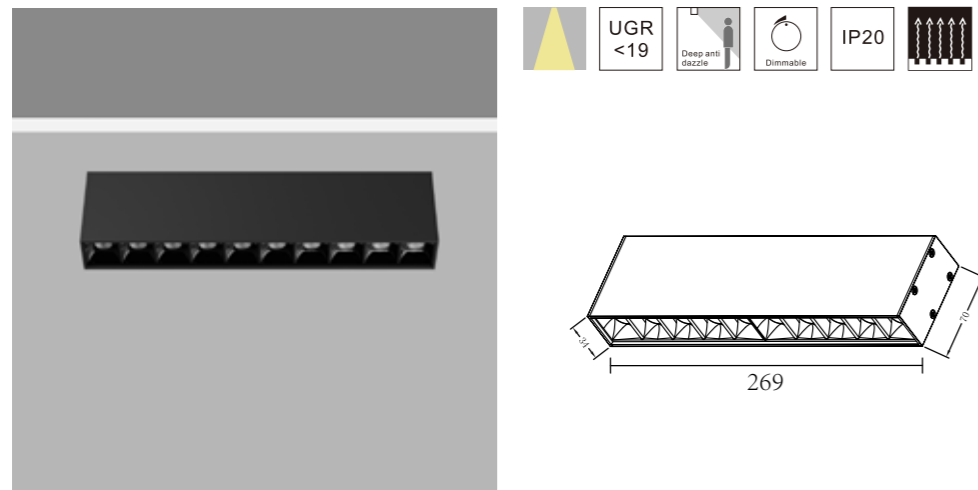
KS-BL01D-5D



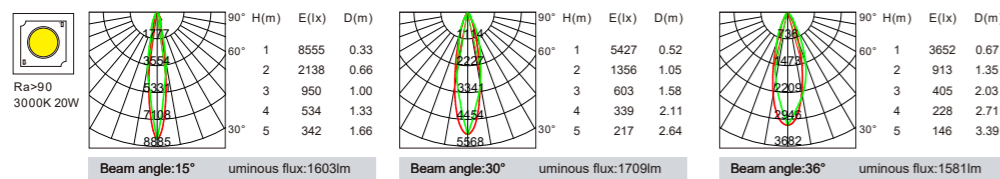
Model	Power	LED voltage	LED Current	CRI	CCT	Beam Angle	LED Output	System output	Dimming Type
KS-BL01D-5D-14	10W	36V	250mA	90	2700K	15°	835lm	690lm	ON-OFF
						30°	835lm	720lm	TRIAC
						45°	835lm	662lm	DALI
10W	36V	250mA	90	3000K	15°	905lm	748lm	ON-OFF	
					30°	905lm	781lm	TRIAC	
					45°	905lm	718lm	DALI	
10W	36V	250mA	90	4000K	15°	988lm	816lm	ON-OFF	
					30°	988lm	852lm	TRIAC	
					45°	988lm	783lm	DALI	



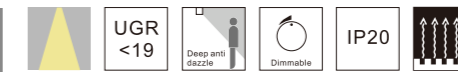
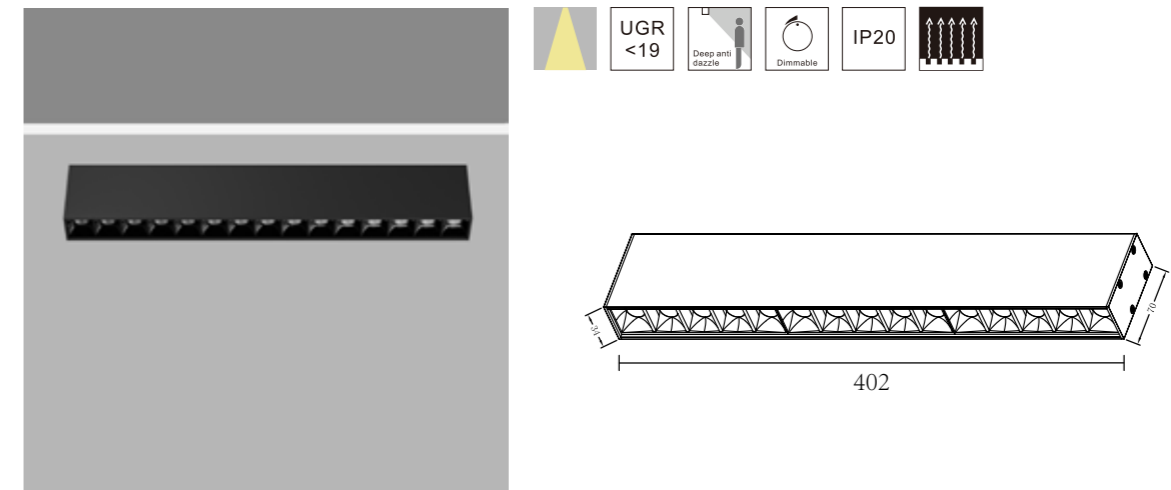
KS-BL01D-10D



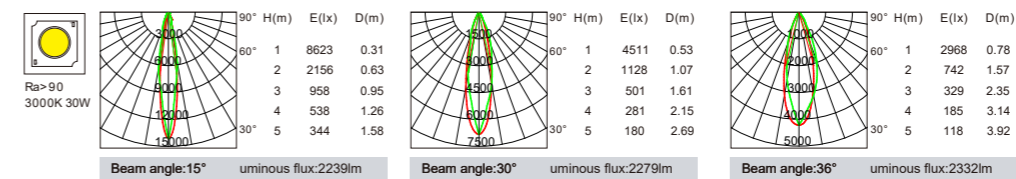
Model	Power	LED voltage	LED Current	CRI	CCT	Beam Angle	LED Output	System output	Dimming Type
KS-BL01D-10D-27	20W	36V	500mA	90	2700K	15°	1735lm	1482lm	ON-OFF
						30°	1735lm	1580lm	TRIAC
						45°	1735lm	1462lm	1-10V DALI
	20W	36V	500mA	90	3000K	15°	1876lm	1603lm	ON-OFF
						30°	1876lm	1709lm	TRIAC
						45°	1876lm	1581lm	1-10V DALI
	20W	36V	500mA	90	4000K	15°	2040lm	1743lm	ON-OFF
						30°	2040lm	1858lm	TRIAC
						45°	2040lm	1719lm	1-10V DALI



KS-BL01D-15D



Model	Power	LED voltage	LED Current	CRI	CCT	Beam Angle	LED Output	System output	Dimming Type
KS-BL01D-15D-40	30W	45V	800mA	90	2700K	15°	2411lm	2064lm	ON-OFF
						30°	2411lm	2101lm	TRIAC
						45°	2411lm	2150lm	1-10V DALI
	30W	45V	800mA	90	3000K	15°	2615lm	2239lm	ON-OFF
						30°	2615lm	2279lm	TRIAC
						45°	2615lm	2332lm	1-10V DALI
	30W	45V	800mA	90	4000K	15°	2881lm	2466lm	ON-OFF
						30°	2881lm	2510lm	TRIAC
						45°	2881lm	2569lm	1-10V DALI





BL01T Series



1. The structural design of the shaking head can be adjusted according to needs;
2. Black and white reflectors are used to meet the needs of most customers;
3. The light source adopts the original OSRAM 3030 lamp beads to ensure the light and colour consistency of the production port;
4. All specifications of the whole series are $UGR \leq 10$, which is really comfortable and anti-glare;
5. The power is divided into 12W and 24W specifications, and the angle: 24° and 36° are optional;

BL01T Series

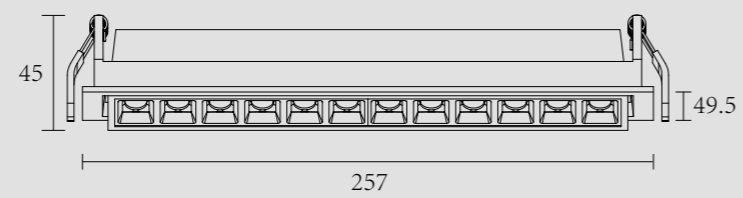
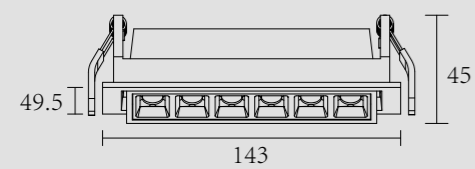




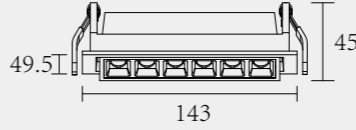

KS-BL01T-6D-14

Power:10W
Height:45mm

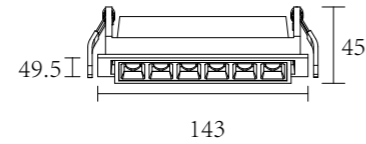
KS-BL01T-12D-25

Power:20W
Height:45mm



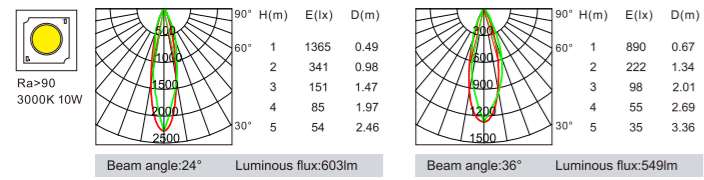
Model	KS-BL01T-6D-12	KS-BL01T-12D-25
Product Photo		
Dimension(mm)		
Cutout(mm)	135*45mm	250*45mm
Wattage	10W	20W
CCT	2700K 3000K 3500K 4000K 5000K	2700K 3000K 3500K 4000K 5000K
CRI	>90	>90
Beam Angle	24°/36°	24°/36°
Lumen	662-852LM	2101-2569LM
IP	IP 20	IP 20
Dimming	TRIAC/1-10V/DALI	TRIAC/1-10V/DALI
Colour	White/black	White/black

KS-BL01T-6D

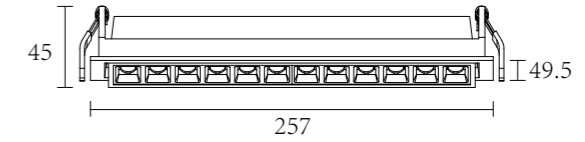


135*45

Model	Power	LED voltage	LED Current	CRI	CCT	Beam Angle	LED Output	System output	Dimming Type
KS-BL01T-6D-14	10W	36V	250mA	90	2700K	24° 36°	835lm 835lm	556lm 720lm	ON-OFF TRIAC 1-10V DALI
	10W	36V	250mA	90	3000K	24° 36°	905lm 905lm	603lm 781lm	ON-OFF TRIAC 1-10V DALI
	10W	36V	250mA	90	4000K	24° 36°	988lm 988lm	658lm 852lm	ON-OFF TRIAC 1-10V DALI

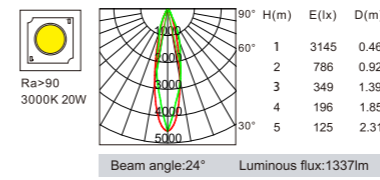


KS-BL01T-12D



250*45

Model	Power	LED voltage	LED Current	CRI	CCT	Beam Angle	LED Output	System output	Dimming Type
KS-BL01T-12D-25	20W	45V	500mA	90	2700K	24° 36°	1735lm 1735lm	1236lm 1462lm	ON-OFF TRIAC 1-10V DALI
	20W	45V	500mA	90	3000K	24° 36°	1876lm 1876lm	1337lm 1581lm	ON-OFF TRIAC 1-10V DALI
	20W	45V	500mA	90	4000K	24° 36°	2040lm 2040lm	1453lm 1719lm	ON-OFF TRIAC 1-10V DALI




BL03 Series



N arrow-trim S semi-closed Grille Light

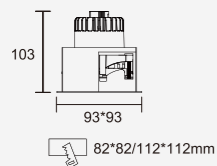
Multiple versions embrace the concept of innovation with a good performance, uniqueness, durability and versatility; highlighting the characteristics of Kam's grille light.

BL03 Series



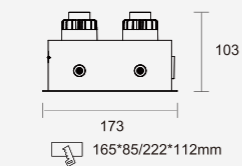
KAS-BL03R-B1

Power: 10W/15W/20W/30W
Cutout: 82*82/112*112mm
Height: 103/120/140mm



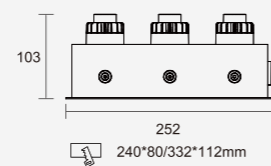
KAS-BL03R-B2

Power: 2*10W/2*15W/2*20W/2*30W
Cutout: 165*85/222*112mm
Height: 103/120/140mm



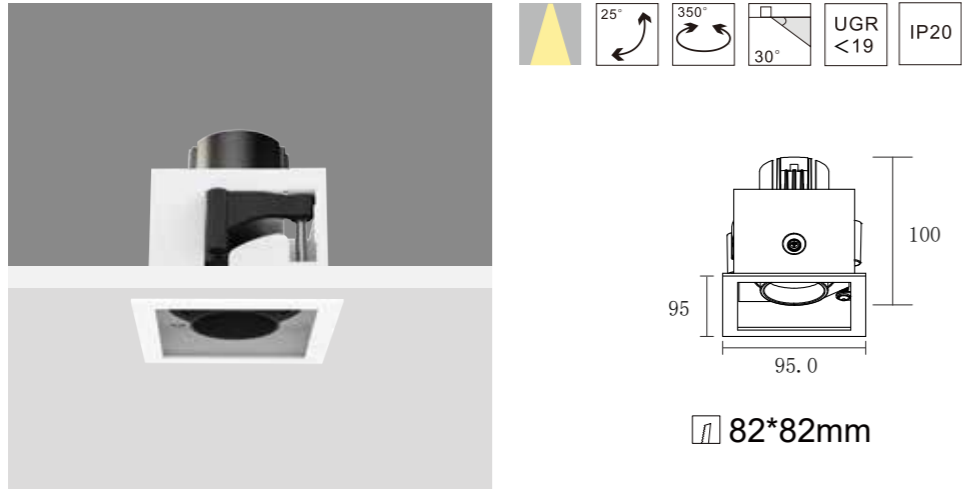
KAS-BL03R-B3

Power: 3*10W/3*15W/3*20W/3*30W
Cutout: 240*82/332*112mm
Height: 103/120/140mm

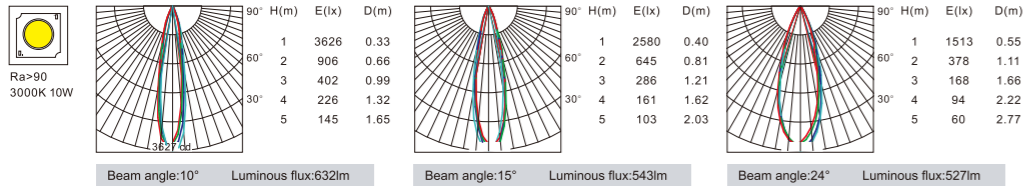


Model	KAS-BL03R-B1	KAS-BL03R-B2	KAS-BL03R-B3
Product Photo			
Dimension(mm)			
Cutout(mm)	82*82/112*112	165*85/222*112	240*82/332*112
Wattage	10W/15W/20W/30W	2*10W/2*15W/2*20W/2*30W	3*10W/3*15W/3*20W/3*30W
CCT	2700K 3000K 3500K 4000K 5000K	2700K 3000K 3500K 4000K 5000K	2700K 3000K 3500K 4000K 5000K
CRI	>90	>90	>90
Beam Angle	10°/15°/24°/30°/36°/60°	10°/15°/24°/30°/36°/60°	10°/15°/24°/30°/36°/60°
Lumen	600LM	1950LM	1200LM
IP	IP20	IP20	IP20
Dimming	TRIAC/1-10V/DALI	TRIAC/1-10V/DALI	TRIAC/1-10V/DALI
Colour	White+Iron gray	White+Iron gray	White+Iron gray

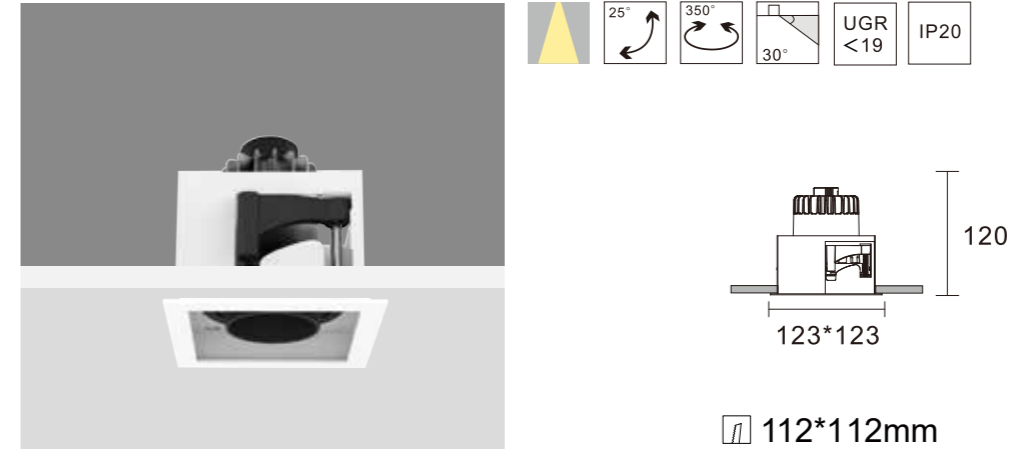
KS-BL03R-B1



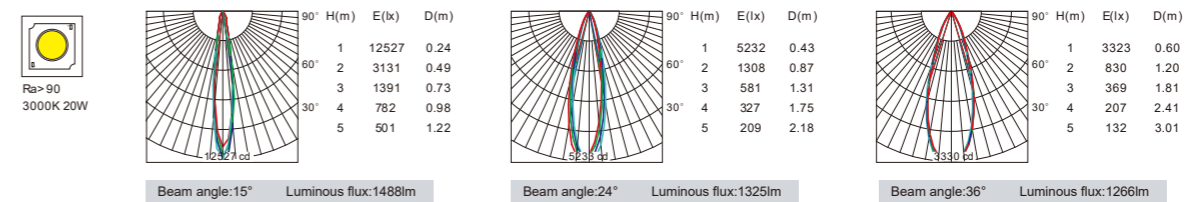
Model	Power	LED voltage	LED Current	CRI	CCT	Beam Angle	LED Output	System output	Dimming Type
KS-BL03R-B1-310	10W	34V	250mA	90	2700K	10°	965lm	600lm	ON-OFF TRIAC 1-10V DALI
						15°	965lm	516lm	
						24°	965lm	501lm	
						30°	965lm	548lm	
						36°	965lm	412lm	
	10W	34V	250mA	90	3000K	10°	1015lm	632lm	ON-OFF TRIAC 1-10V DALI
						15°	1015lm	543lm	
						24°	1015lm	527lm	
						30°	1015lm	577lm	
						36°	1015lm	434lm	
	10W	34V	250mA	90	4000K	10°	1077lm	670lm	ON-OFF TRIAC 1-10V DALI
						15°	1077lm	576lm	
						24°	1077lm	559lm	
						30°	1077lm	612lm	
						36°	1077lm	460lm	



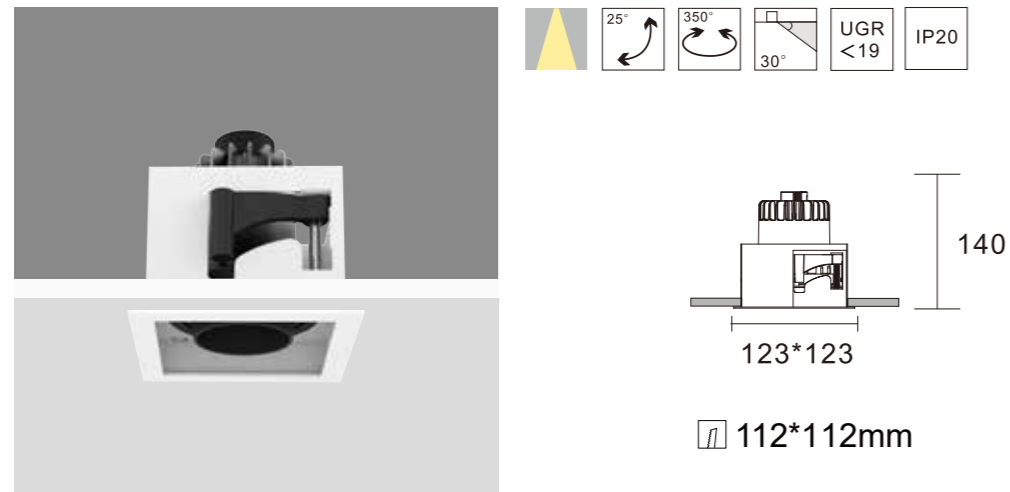
KS-BL03R-B1



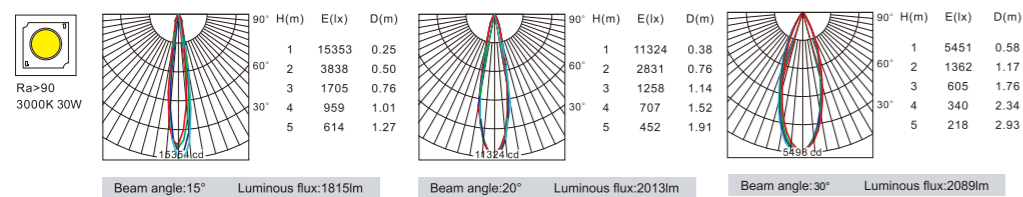
Model	Power	LED voltage	LED Current	CRI	CCT	Beam Angle	LED Output	System output	Dimming Type
KS-BL03R-B1-415	15W	34V	350mA	90	2700K	15°	1314lm	868lm	ON-OFF TRIAC 1-10V DALI
						24°	1314lm	1203lm	
						30°	1314lm	1074lm	
						36°	1314lm	1013lm	
						60°	1314lm	967lm	
	15W	34V	350mA	90	3000K	15°	1383lm	914lm	ON-OFF TRIAC 1-10V DALI
						24°	1383lm	1267lm	
						30°	1383lm	1131lm	
						36°	1383lm	1067lm	
						60°	1383lm	1018lm	
	15W	34V	350mA	90	4000K	15°	1467lm	969lm	ON-OFF TRIAC 1-10V DALI
						24°	1467lm	1343lm	
						30°	1467lm	1199lm	
						36°	1467lm	1131lm	
						60°	1467lm	1079lm	
KS-BL03R-B1-420	20W	34V	500mA	90	2700K	15°	1877lm	1414lm	ON-OFF TRIAC 1-10V DALI
						24°	1877lm	1259lm	
						30°	1877lm	1203lm	
						36°	1877lm	1398lm	
						60°	1877lm	1336lm	
	20W	34V	500mA	90	3000K	15°	1975lm	1488lm	ON-OFF TRIAC 1-10V DALI
						24°	1975lm	1325lm	
						30°	1975lm	1266lm	
						36°	1975lm	1472lm	
						60°	1975lm	1406lm	
	20W	34V	500mA	90	4000K	15°	2095lm	1578lm	ON-OFF TRIAC 1-10V DALI
						24°	2095lm	1405lm	
						30°	2095lm	1342lm	
						36°	2095lm	1561lm	
						60°	2095lm	1491lm	



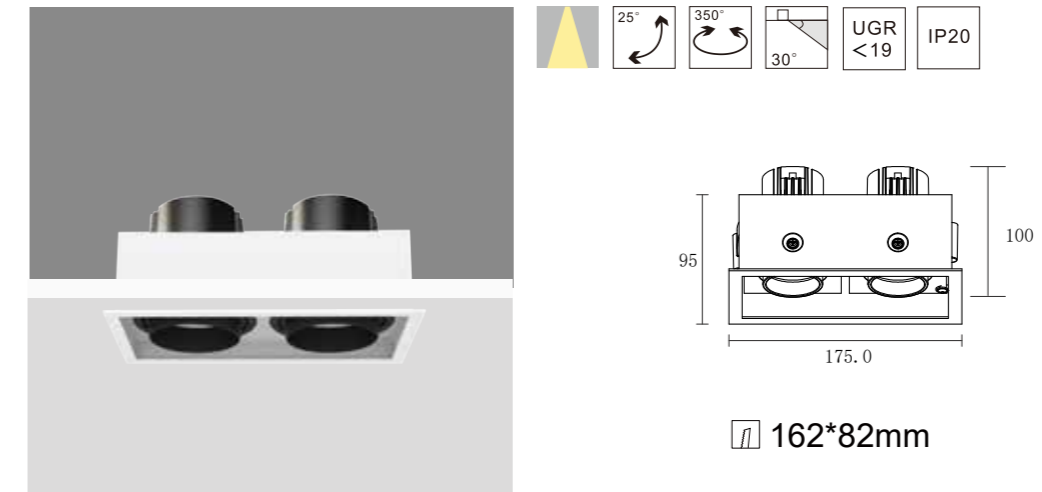
KS-BL03R-B1



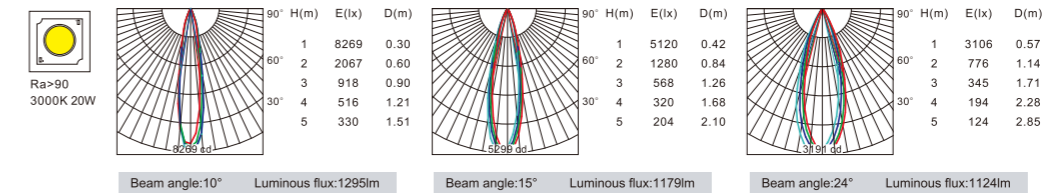
Model	Power	LED voltage	LED Current	CRI	CCT	Beam Angle	LED Output	System output	Dimming Type
KS-BL03R-B1-430	30W	34V	800mA	90	2700K	15°	2737lm	1727lm	ON-OFF TRIAC 1-10V DALI
						24°	2737lm	1915lm	
						30°	2737lm	1988lm	
						36°	2737lm	2127lm	
						45°	2737lm	2208lm	
	30W	34V	800mA	90	3000K	15°	2876lm	1815lm	ON-OFF TRIAC 1-10V DALI
						24°	2876lm	2013lm	
						30°	2876lm	2089lm	
						36°	2876lm	2236lm	
						45°	2876lm	2321lm	
	30W	34V	800mA	90	4000K	15°	3052lm	1926lm	ON-OFF TRIAC 1-10V DALI
						24°	3052lm	2136lm	
						30°	3052lm	2216lm	
						36°	3052lm	2372lm	
						45°	3052lm	2463lm	



KS-BL03R-B1

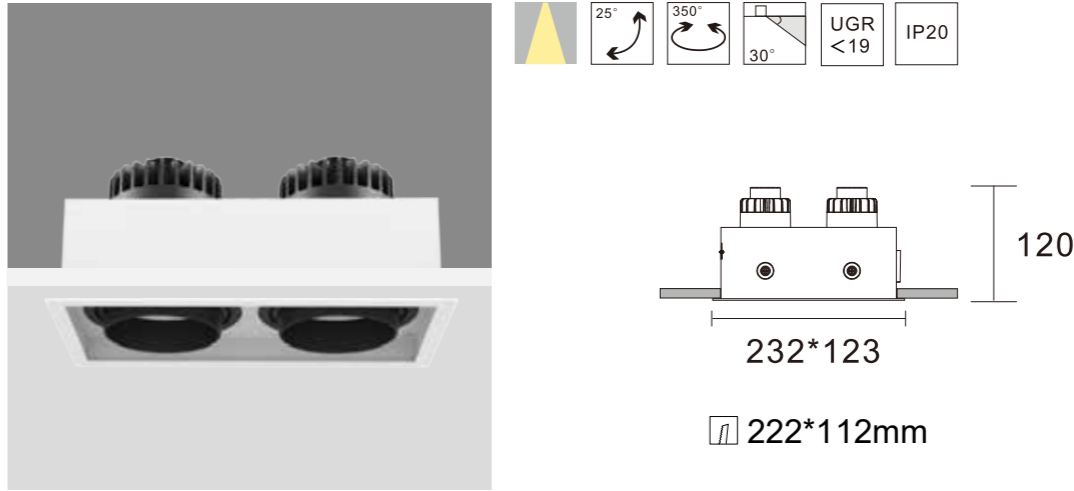
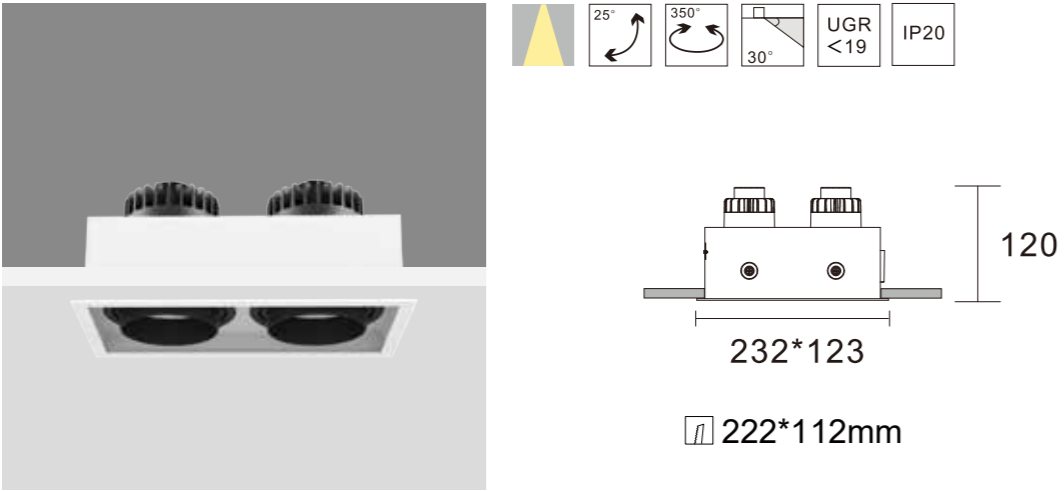


Model	Power	LED voltage	LED Current	CRI	CCT	Beam Angle	LED Output	System output	Dimming Type
KS-BL03R-B2-320	2*10W	34V	2*250mA	90	2700K	10°	1930lm	1231lm	ON-OFF TRIAC 1-10V DALI
						15°	1930lm	1120lm	
						24°	1930lm	1068lm	
						30°	1930lm	1245lm	
						36°	1930lm	1186lm	
	2*10W	34V	2*250mA	90	3000K	10°	2030lm	1295lm	ON-OFF TRIAC 1-10V DALI
						15°	2030lm	1179lm	
						24°	2030lm	1124lm	
						30°	2030lm	1310lm	
						36°	2030lm	1248lm	
	2*10W	34V	2*250mA	90	4000K	10°	2154lm	2508lm	ON-OFF TRIAC 1-10V DALI
						15°	2154lm	1251lm	
						24°	2154lm	1192lm	
						30°	2154lm	1390lm	
						36°	2154lm	1324lm	



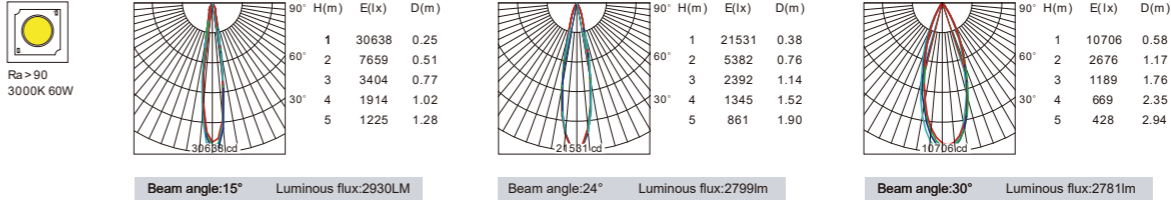
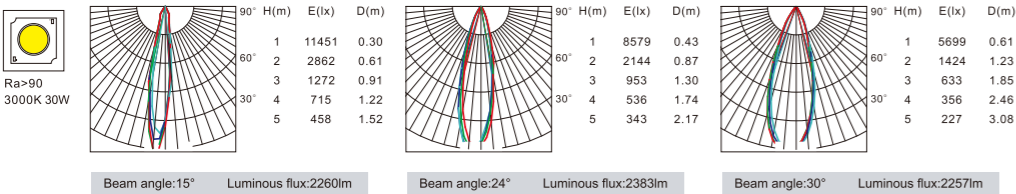
KS-BL03R-B2

KS-BL03R-B2

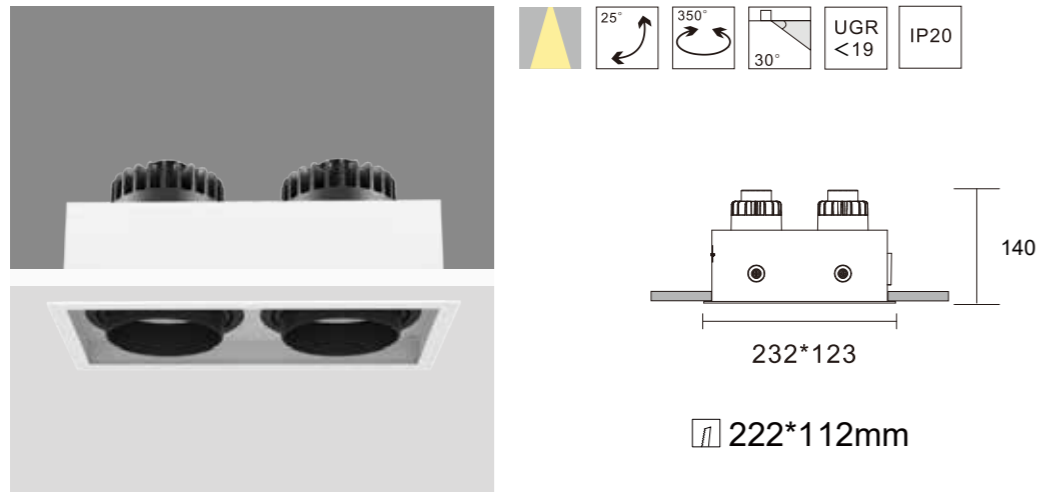


Model	Power	LED voltage	LED Current	CRI	CCT	Beam Angle	LED Output	System output	Dimming Type
KS-BL03R-B2-430	2*15W	34V	2*350mA	90	2700K	15°	2628lm	2147lm	ON-OFF TRIAC 1-10V DALI
						24°	2628lm	2264lm	
						30°	2628lm	2141lm	
						36°	2628lm	2382lm	
						60°	2628lm	2256lm	
	2*15W	34V	2*350mA	90	3000K	15°	2766lm	2260lm	ON-OFF TRIAC 1-10V DALI
						24°	2766lm	2383lm	
						30°	2766lm	2254lm	
						36°	2766lm	2508lm	
						60°	2766lm	2375lm	
	2*15W	34V	2*350mA	90	4000K	15°	2934lm	2397lm	ON-OFF TRIAC 1-10V DALI
						24°	2934lm	2527lm	
						30°	2934lm	2390lm	
						36°	2934lm	2677lm	
						60°	2934lm	2519lm	

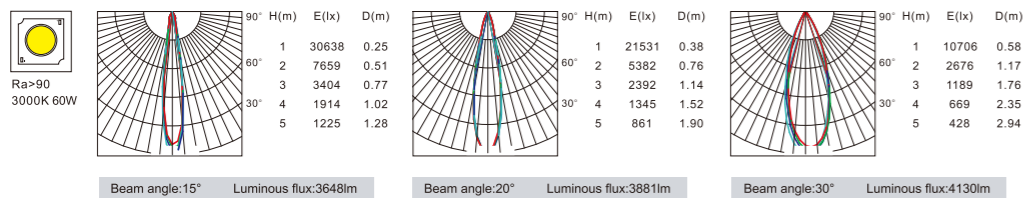
Model	Power	LED voltage	LED Current	CRI	CCT	Beam Angle	LED Output	System output	Dimming Type
KS-BL03R-B2-440	2*20W	34V	2*500mA	90	2700K	10°	3754lm	2457lm	ON-OFF TRIAC 1-10V DALI
						15°	3754lm	2564lm	
						24°	3754lm	2660lm	
						30°	3754lm	2643lm	
						36°	3754lm	2503lm	
	2*20W	34V	2*500mA	90	3000K	10°	3950lm	2586lm	ON-OFF TRIAC 1-10V DALI
						15°	3950lm	2930lm	
						24°	3950lm	2799lm	
						30°	3950lm	2781lm	
						36°	3950lm	2634lm	
	2*20W	34V	2*500mA	90	4000K	10°	4190lm	2743lm	ON-OFF TRIAC 1-10V DALI
						15°	4190lm	3108lm	
						24°	4190lm	2969lm	
						30°	4190lm	2949lm	
						36°	4190lm	2794lm	



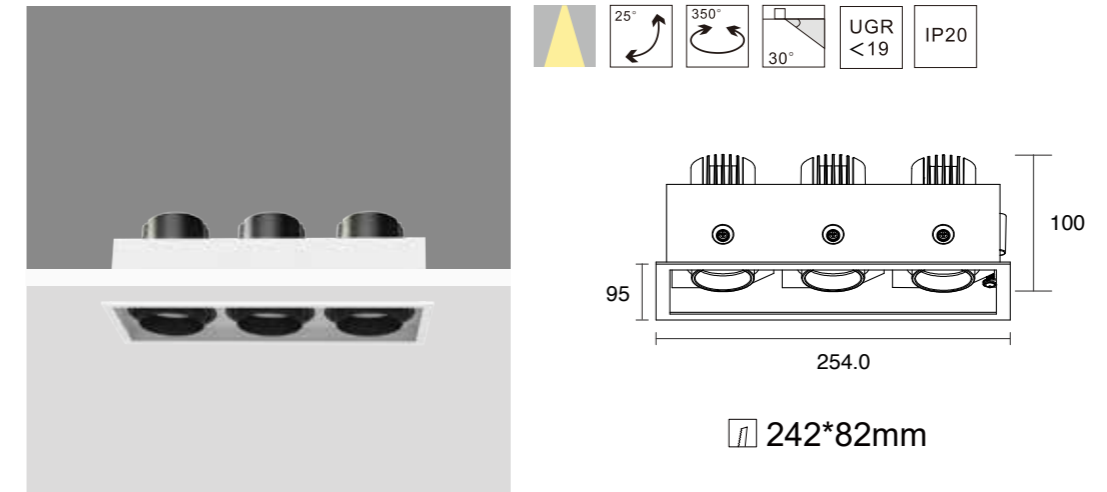
KS-BL03R-B2



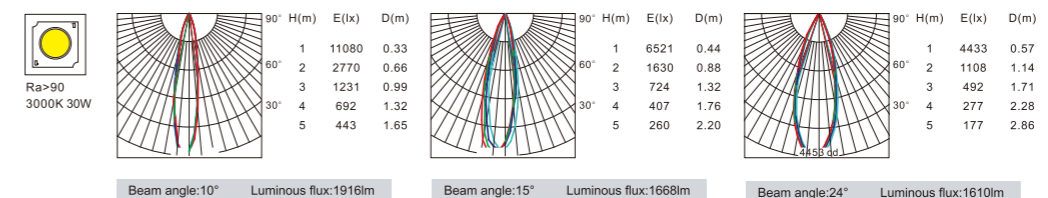
Model	Power	LED voltage	LED Current	CRI	CCT	Beam Angle	LED Output	System output	Dimming Type
KS-BL03R-B2-460	2*30W	34V	2*700mA	90	2700K	15°	5474lm	3471lm	ON-OFF TRIAC 1-10V DALI
						24°	5474lm	3693lm	
						30°	5474lm	3693lm	
						36°	5474lm	3887lm	
						60°	5474lm	4136lm	
	2*30W	34V	2*700mA	90	3000K	15°	5752lm	3648lm	ON-OFF TRIAC 1-10V DALI
						24°	5752lm	3881lm	
						30°	5752lm	4130lm	
						36°	5752lm	4085lm	
						60°	5752lm	4347lm	
	2*30W	34V	2*700mA	90	4000K	15°	6104lm	3871lm	ON-OFF TRIAC 1-10V DALI
						24°	6104lm	4118lm	
						30°	6104lm	4382lm	
						36°	6104lm	4334lm	
						60°	6104lm	4613lm	



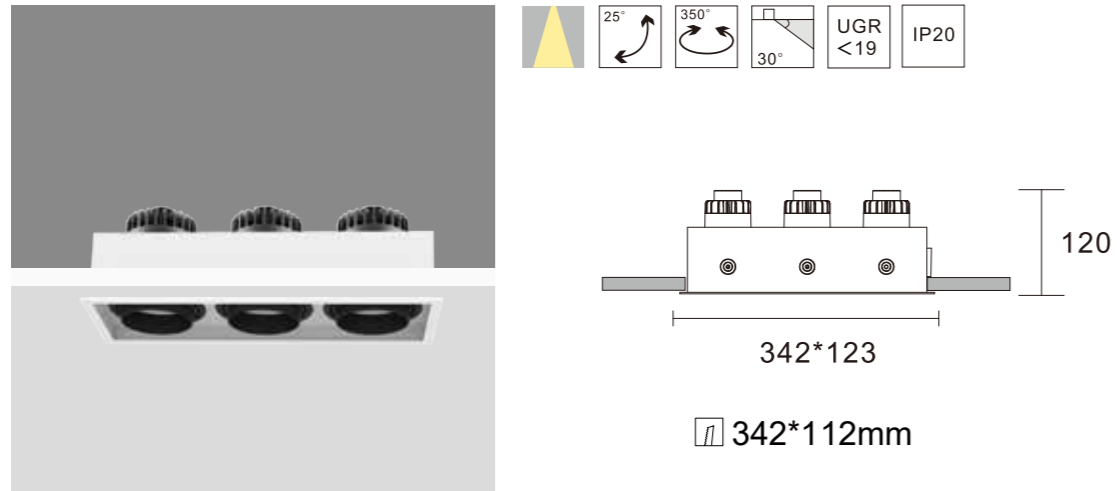
KS-BL03R-B3



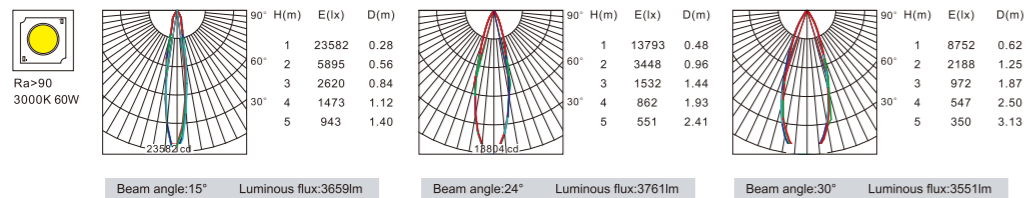
Model	Power	LED voltage	LED Current	CRI	CCT	Beam Angle	LED Output	System output	Dimming Type
KS-BL03R-B3-330	30W	34V	3*250mA	90	2700K	10°	2895lm	1821lm	ON-OFF TRIAC 1-10V DALI
						15°	2895lm	1569lm	
						24°	2895lm	1530lm	
						30°	2895lm	1782lm	
						36°	2895lm	1699lm	
	30W	34V	3*250mA	90	3000K	10°	3045lm	1916lm	ON-OFF TRIAC 1-10V DALI
						15°	3045lm	1668lm	
						24°	3045lm	1610lm	
						30°	3045lm	1875lm	
						36°	3045lm	1788lm	
	30W	34V	3*250mA	90	4000K	10°	3231lm	2033lm	ON-OFF TRIAC 1-10V DALI
						15°	3231lm	1769lm	
						24°	3231lm	1708lm	
						30°	3231lm	1989lm	
						36°	3231lm	1897lm	



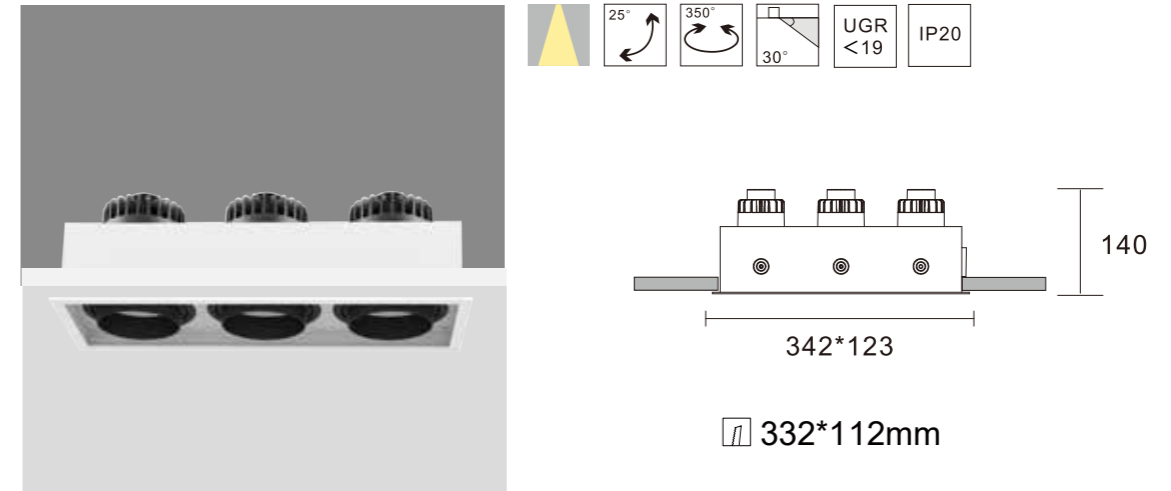
KS-BL03R-B3



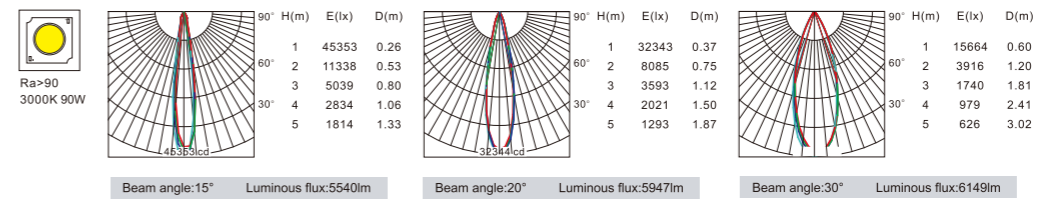
Model	Power	LED voltage	LED Current	CRI	CCT	Beam Angle	LED Output	System output	Dimming Type
KS-BL03R-B3-445	45W	34V	3*350mA	90	2700K	15°	3942lm	2722lm	ON-OFF TRIAC 1-10V DALI
						24°	3942lm	2932lm	
						30°	3942lm	2768lm	
						36°	3942lm	3258lm	
						60°	3942lm	3075lm	
	45W	34V	3*350mA	90	3000K	15°	4149lm	2865lm	ON-OFF TRIAC 1-10V DALI
						24°	4149lm	3087lm	
						30°	4149lm	2914lm	
						36°	4149lm	3430lm	
	45W	34V	3*350mA	90	4000K	15°	4401lm	3039lm	ON-OFF TRIAC 1-10V DALI
						24°	4401lm	3274lm	
						30°	4401lm	3090lm	
KS-BL03R-B3-460	60W	34V	3*500mA	90	2700K	15°	5631lm	3477lm	ON-OFF TRIAC 1-10V DALI
						24°	5631lm	3574lm	
						30°	5631lm	3374lm	
						36°	5631lm	3970lm	
						60°	5631lm	3749lm	
	60W	34V	3*500mA	90	3000K	15°	5925lm	3659lm	ON-OFF TRIAC 1-10V DALI
						24°	5925lm	3761lm	
						30°	5925lm	3551lm	
						36°	5925lm	4178lm	
	60W	34V	3*500mA	90	4000K	15°	6285lm	3881lm	ON-OFF TRIAC 1-10V DALI
						24°	6285lm	3791lm	
						30°	6285lm	3576lm	
						36°	6285lm	4431lm	
						60°	6285lm	4184lm	




KS-BL03R-B3



Model	Power	LED voltage	LED Current	CRI	CCT	Beam Angle	LED Output	System output	Dimming Type
KS-BL03R-B3-490	90W	34V	3*700mA	90	2700K	15°	8211lm	5272lm	ON-OFF TRIAC 1-10V DALI
						20°	8211lm	5659lm	
						30°	8211lm	5851lm	
						36°	8211lm	6281lm	
						45°	8211lm	6501lm	
	90W	34V	3*700mA	90	3000K	15°	8628lm	5540lm	ON-OFF TRIAC 1-10V DALI
						20°	8628lm	5947lm	
						30°	8628lm	6149lm	
						36°	8628lm	6607lm	
	90W	34V	3*700mA	90	4000K	15°	9156lm	5879lm	ON-OFF TRIAC 1-10V DALI
						20°	9156lm	6310lm	
						30°	9156lm	6525lm	
						36°	9156lm	7011lm	
						45°	9156lm	7250lm	



BL10 Series



Multiple versions embrace the concept of innovation with a good performance, uniqueness, durability and versatility; highlighting the characteristics of Kam's grille light.

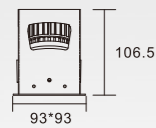


- By using a high quality and high efficiency led chip with Ra>90.
- The patented heat sink with "breath design" ensures ample heat dissipation.
- Twin ring rotary structure and adjustable fitting head to fulfill different projection.
- Anti-glare designed lamp body, shading angle $\geq 30^\circ$
- The installation clips protect the ceiling and offer a convenient and easy installation.

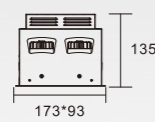
BL10 Series



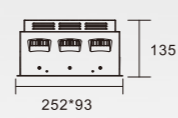
KAS-BL10R-1-3
Power: 10W
Cutout: 82*82mm
Height: 106.5mm



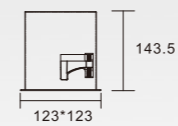
KAS-BL10R-2-3
Power: 20W
Cutout: 165*85mm
Height: 135mm



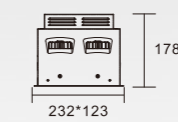
KAS-BL10R-3-3
Power: 30W
Cutout: 240*82mm
Height: 135mm



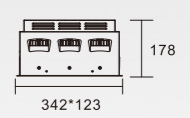
KAS-BL10R-1-4
Power: 15W/20W/30W
Cutout: 112*112mm
Height: 143.5mm



KAS-BL10R-2-4
Power: 30W/40W/60W
Cutout: 222*112mm
Height: 178mm



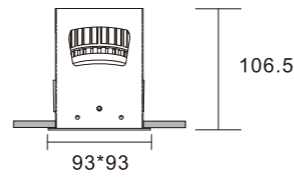

KAS-BL10R-3-4
Power: 45W/60W/90W
Cutout: 332*112mm
Height: 178mm



BL10 Series

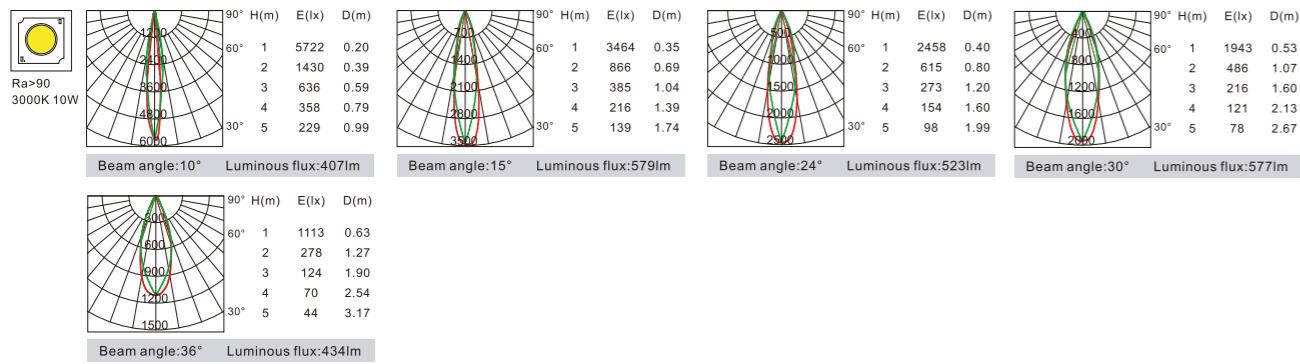
Model	KAS-BL10R -1-3	KAS-BL10R-1-4	KAS-BL10R-1-4	KAS-BL10R-2-3	KAS-BL10R-2-4		KAS-BL10R-2-4	KAS-BL10R-3-3	KAS-BL10R-3-4	KAS-BL10R-3-4
Product Photo										
Dimension(mm)										
Cutout(mm)	82*82	112*112	112*112	165*85	222*112		222*112	240*82	332*112	332*112
Watt age	10W	15W/20W	30W	20W	30W/40W		60W	30W	45W/60W	90W
CCT	2700K 3000K 3500K 4000K 5000K	2700K 3000K 3500K 4000K 5000K	2700K 3000K 3500K 4000K 5000K	2700K 3000K 3500K 4000K 5000K	2700K 3000K 3500K 4000K 5000K		2700K 3000K 3500K 4000K 5000K	2700K 3000K 3500K 4000K 5000K	2700K 3000K 3500K 4000K 5000K	2700K 3000K 3500K 4000K 5000K
CRI	>90	>90	>90	>90	>90		>90	>90	>90	>90
Beam Angle	10°/15°/24°/30°/36°	15°/24°/30°/36°/60°	15°/20°/30°/36°/45°	10°/15°/24°/30°/36°	15°/24°/30°/36°/60°		15°/20°/30°/36°/45°	10°/15°/24°/30°/36°	15°/24°/30°/36°/60°	15°/20°/30°/36°/60°
Lumen	600LM	900-1200LM	1950LM	1200LM	1800-2400LM		3600LM	1800LM	2700-3600LM	5400LM
IP	IP20	IP20	IP20	IP20	IP20		IP20	IP20	IP20	IP20
Dimming	TRI AC/1-10V/DALI	TRI AC/1-10V/DALI	TRI AC/1-10V/DALI	TRI AC/1-10V/DALI	TRI AC/1-10V/DALI		TRI AC/1-10V/DALI	TRI AC/1-10V/DALI	TRI AC/1-10V/DALI	TRI AC/1-10V/DALI
Colour	White+Iron gray	White+Iron gray	White+Iron gray	White+Iron gray	White+Iron gray		White+Iron gray	White+Iron gray	White+Iron gray	White+Iron gray

KAS-BL10R-1-3

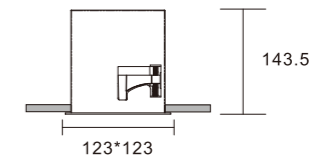



82*82mm

Model	Power	LED voltage	LED Current	CRI	CCT	Beam Angle	LED Output	System output	Dimming Type
KAS-BL10R-1-310	10W	34V	250mA	90	2700K	10°	965lm	386lm	ON-OFF TRIAC 1-10V DALI
						15°	965lm	549lm	
						24°	965lm	497lm	
						30°	965lm	548lm	
						36°	965lm	412lm	
	10W	34V	250mA	90	3000K	10°	1015lm	407lm	ON-OFF TRIAC 1-10V DALI
						15°	1015lm	579lm	
						24°	1015lm	523lm	
						30°	1015lm	577lm	
						36°	1015lm	434lm	
	10W	34V	250mA	90	4000K	10°	1077lm	431lm	ON-OFF TRIAC 1-10V DALI
						15°	1077lm	614lm	
						24°	1077lm	554lm	
						30°	1077lm	612lm	
						36°	1077lm	460lm	

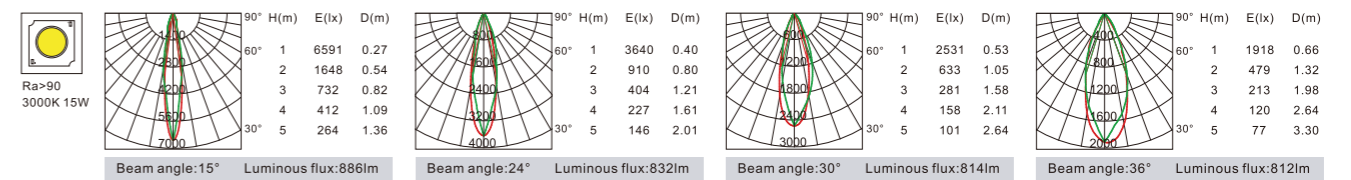


KAS-BL10R-1-4

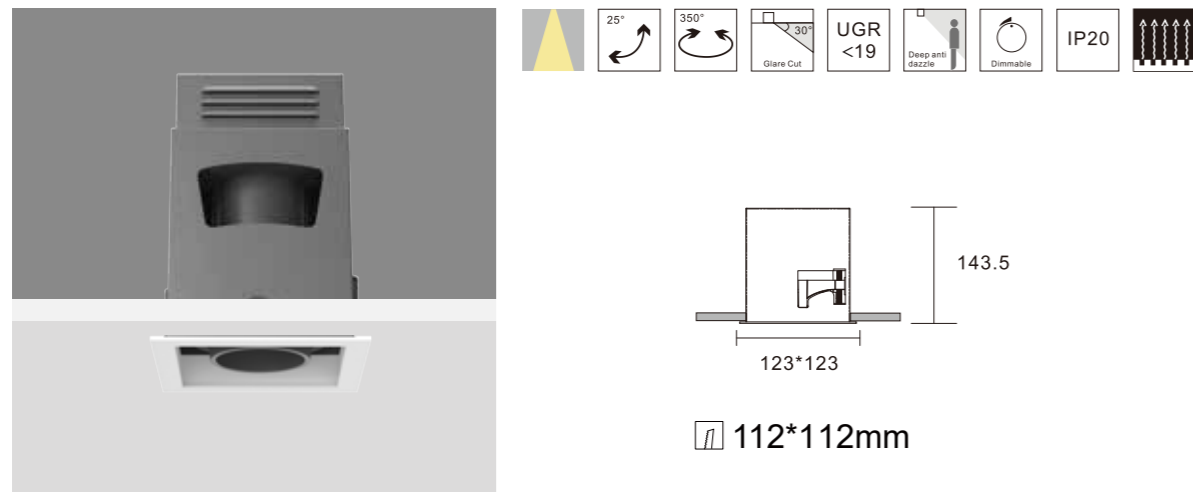


112*112mm

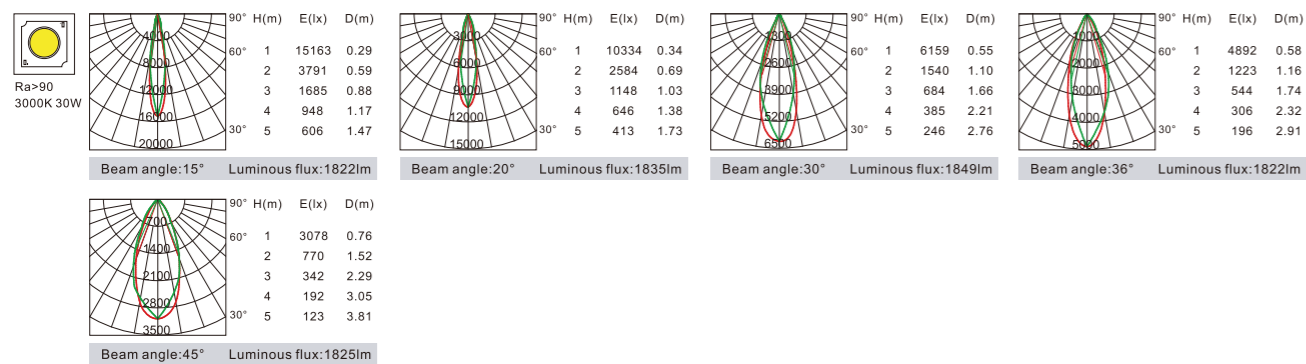
Model	Power	LED voltage	LED Current	CRI	CCT	Beam Angle	LED Output	System output	Dimming Type
KAS-BL10R-1-415	15W	34V	350mA	90	2700K	15°	1314lm	841lm	ON-OFF TRIAC 1-10V DALI
						24°	1314lm	790lm	
						30°	1314lm	773lm	
						36°	1314lm	771lm	
						60°	1314lm	786lm	
	15W	34V	350mA	90	3000K	15°	1383lm	886lm	ON-OFF TRIAC 1-10V DALI
						24°	1383lm	832lm	
						30°	1383lm	814lm	
						36°	1383lm	812lm	
						60°	1383lm	828lm	
	15W	34V	350mA	90	4000K	15°	1467lm	942lm	ON-OFF TRIAC 1-10V DALI
						24°	1467lm	882lm	
						30°	1467lm	863lm	
						36°	1467lm	861lm	
						60°	1467lm	878lm	
KAS-BL10R-1-420	20W	34V	500mA	90	2700K	15°	1877lm	1133lm	ON-OFF TRIAC 1-10V DALI
						24°	1877lm	1038lm	
						30°	1877lm	1010lm	
						36°	1877lm	1072lm	
						60°	1877lm	1079lm	
	20W	34V	500mA	90	3000K	15°	1975lm	1193lm	ON-OFF TRIAC 1-10V DALI
						24°	1975lm	1092lm	
						30°	1975lm	1063lm	
						36°	1975lm	1128lm	
						60°	1975lm	1136lm	
	20W	34V	500mA	90	4000K	15°	2095lm	1265lm	ON-OFF TRIAC 1-10V DALI
						24°	2095lm	1158lm	
						30°	2095lm	1127lm	
						36°	2095lm	1196lm	
						60°	2095lm	1205lm	



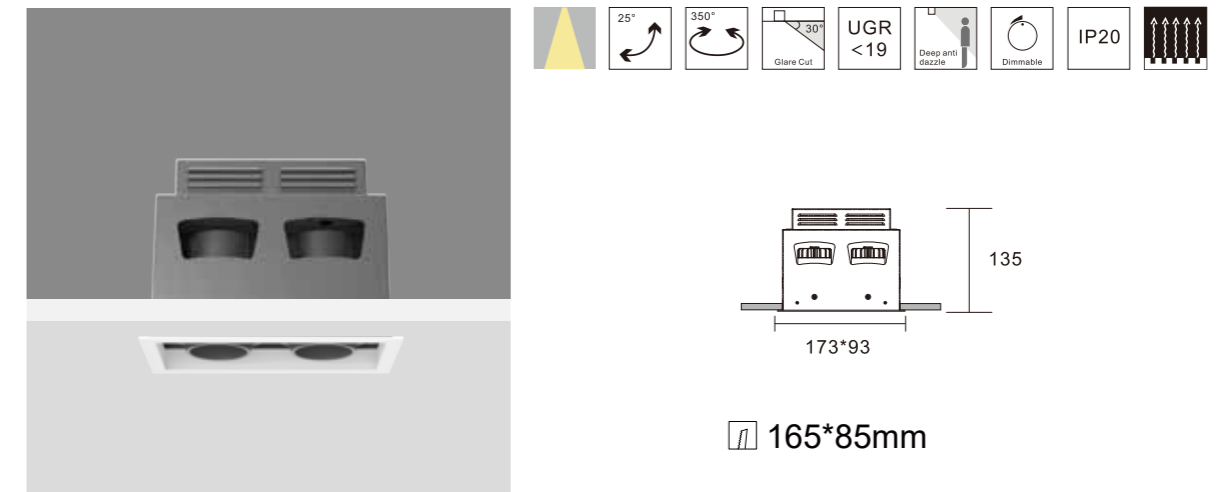
KAS-BL10R-1-4



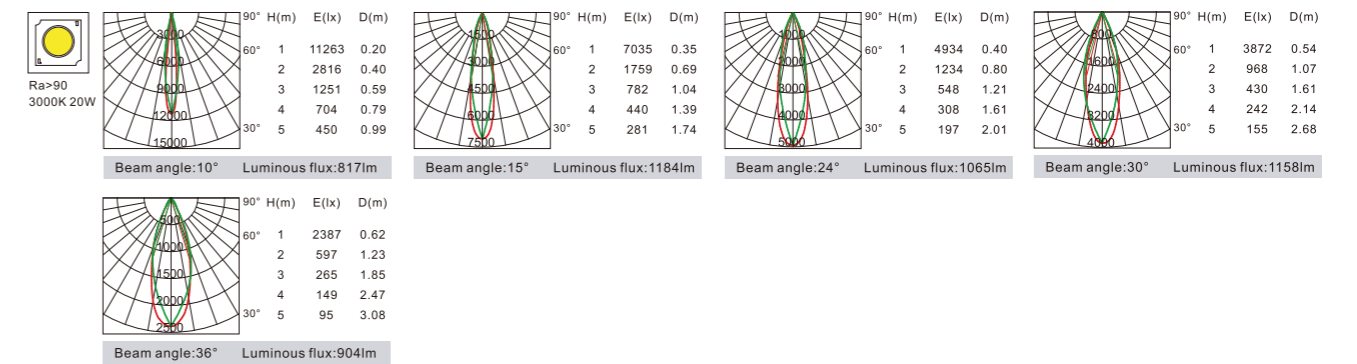
Model	Power	LED voltage	LED Current	CRI	CCT	Beam Angle	LED Output	System output	Dimming Type
	30W	34V	800mA	90	2700K	15°	2737lm	1733lm	ON-OFF TRIAC 1-10V DALI
						20°	2737lm	1746lm	
						30°	2737lm	1759lm	
						36°	2737lm	1733lm	
						45°	2737lm	1736lm	
	30W	34V	800mA	90	3000K	15°	2876lm	1822lm	ON-OFF TRIAC 1-10V DALI
						20°	2876lm	1835lm	
						30°	2876lm	1849lm	
						36°	2876lm	1822lm	
						45°	2876lm	1825lm	
	30W	34V	800mA	90	4000K	15°	3052lm	1933lm	ON-OFF TRIAC 1-10V DALI
						20°	3052lm	1947lm	
						30°	3052lm	1962lm	
						36°	3052lm	1933lm	
						45°	3052lm	1936lm	



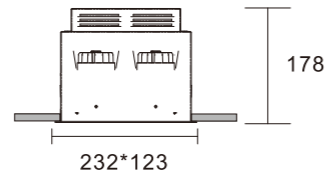

KAS-BL10R-2-3



Model	Power	LED voltage	LED Current	CRI	CCT	Beam Angle	LED Output	System output	Dimming Type
	20W	34V	2*250mA	90	2700K	10°	1930lm	776lm	ON-OFF TRIAC 1-10V DALI
						15°	1930lm	1125lm	
						24°	1930lm	1012lm	
						30°	1930lm	1100lm	
						36°	1930lm	859lm	
	20W	34V	2*250mA	90	3000K	10°	2030lm	817lm	ON-OFF TRIAC 1-10V DALI
						15°	2030lm	1184lm	
						24°	2030lm	1065lm	
						30°	2030lm	1158lm	
						36°	2030lm	904lm	
	20W	34V	2*250mA	90	4000K	10°	2154lm	866lm	ON-OFF TRIAC 1-10V DALI
						15°	2154lm	1256lm	
						24°	2154lm	1130lm	
						30°	2154lm	1228lm	
						36°	2154lm	959lm	

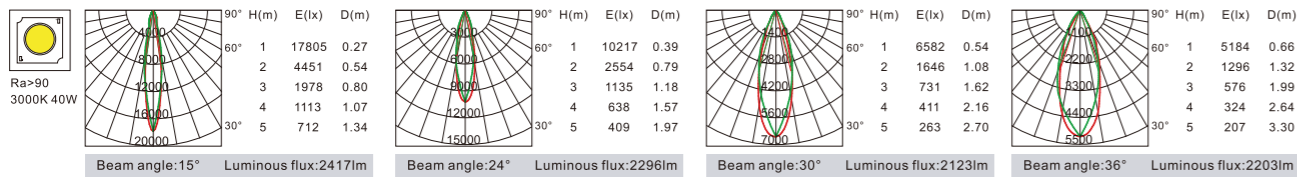


KAS-BL10R-2-4

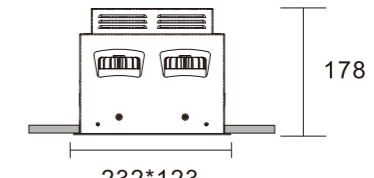



222*112mm

Model	Power	LED voltage	LED Current	CRI	CCT	Beam Angle	LED Output	System output	Dimming Type
KAS-BL10R-2-430	30W	34V	2*350mA	90	2700K	15°	2628lm	1694lm	ON-OFF
						24°	2628lm	1616lm	TRIAC
						30°	2628lm	1510lm	1-10V
						36°	2628lm	1516lm	DALI
						60°	2628lm	1551lm	
	30W	34V	2*350mA	90	3000K	15°	2766lm	1783lm	ON-OFF
						24°	2766lm	1701lm	TRIAC
						30°	2766lm	1590lm	1-10V
						36°	2766lm	1596lm	DALI
						60°	2766lm	1633lm	
	30W	34V	2*350mA	90	4000K	15°	2934lm	1891lm	ON-OFF
						24°	2934lm	1806lm	TRIAC
30°						2934lm	1685lm	1-10V	
36°						2934lm	1692lm	DALI	
60°						2934lm	1733lm		
KAS-BL10R-2-440	40W	34V	2*500mA	90	2700K	15°	3754lm	2297lm	ON-OFF
						24°	3754lm	2182lm	TRIAC
						30°	3754lm	2017lm	1-10V
						36°	3754lm	2093lm	DALI
						60°	3754lm	2122lm	
	40W	34V	2*500mA	90	3000K	15°	3950lm	2417lm	ON-OFF
						24°	3950lm	2296lm	TRIAC
						30°	3950lm	2123lm	1-10V
						36°	3950lm	2203lm	DALI
						60°	3950lm	2233lm	
	40W	34V	2*500mA	90	4000K	15°	4190lm	2563lm	ON-OFF
						24°	4190lm	2435lm	TRIAC
30°						4190lm	2251lm	1-10V	
36°						4190lm	2314lm	DALI	
60°						4190lm	2368lm		

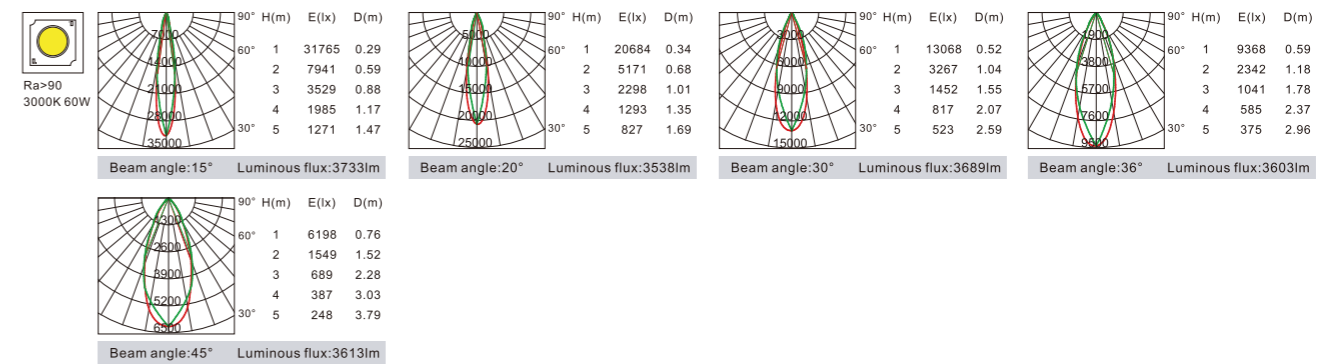


KAS-BL10R-2-4

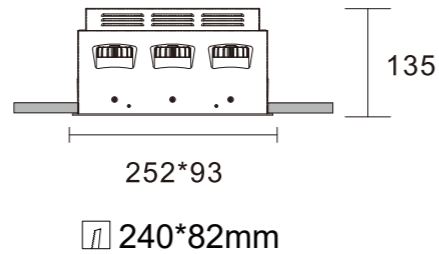



222*112mm

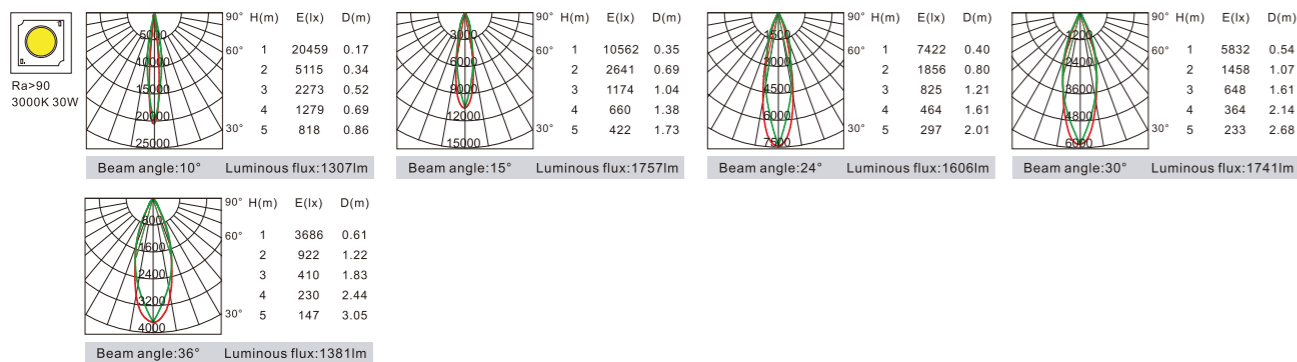
Model	Power	LED voltage	LED Current	CRI	CCT	Beam Angle	LED Output	System output	Dimming Type
KAS-BL10R-2-460	60W	34V	2*700MA	90	2700K	15°	5474lm	3552lm	ON-OFF
						20°	5474lm	3367lm	TRIAC
						30°	5474lm	3507lm	1-10V
						36°	5474lm	3428lm	DALI
						45°	5474lm	3438lm	
	60W	34V	2*700MA	90	3000K	15°	5752lm	3733lm	ON-OFF
						20°	5752lm	3538lm	TRIAC
						30°	5752lm	3689lm	1-10V
						36°	5752lm	3603lm	DALI
						45°	5752lm	3613lm	
	60W	34V	2*700MA	90	4000K	15°	6104lm	3961lm	ON-OFF
						20°	6104lm	3754lm	TRIAC
30°						6104lm	3914lm	1-10V	
36°						6104lm	3823lm	DALI	
45°						6104lm	3834lm		



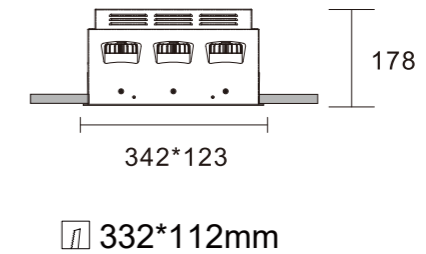

KAS-BL10R-3-3



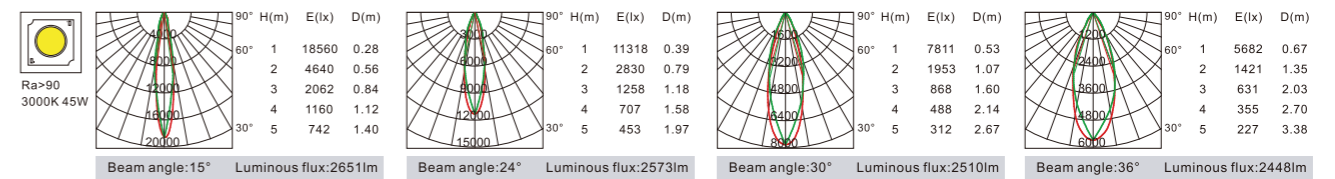
Model	Power	LED voltage	LED Current	CRI	CCT	Beam Angle	LED Output	System output	Dimming Type
KAS-BL10R-3-330	30W	34V	3*250mA	90	2700K	10°	2895lm	1242lm	ON-OFF TRIAC 1-10V DALI
						15°	2895lm	1670lm	
						24°	2895lm	1526lm	
						30°	2895lm	1655lm	
						36°	2895lm	1312lm	
	30W	34V	3*250mA	90	3000K	10°	3045lm	1307lm	ON-OFF TRIAC 1-10V DALI
						15°	3045lm	1757lm	
						24°	3045lm	1606lm	
						30°	3045lm	1741lm	
						36°	3045lm	1381lm	
	30W	34V	3*250mA	90	4000K	10°	3231lm	1386lm	ON-OFF TRIAC 1-10V DALI
						15°	3231lm	1864lm	
						24°	3231lm	1704lm	
						30°	3231lm	1847lm	
						36°	3231lm	1465lm	



KAS-BL10R-3-4

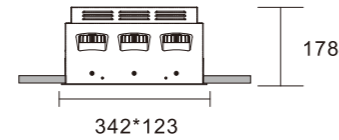



Model	Power	LED voltage	LED Current	CRI	CCT	Beam Angle	LED Output	System output	Dimming Type
KAS-BL10R-3-445	45W	34V	3*350mA	90	2700K	15°	3942lm	2518lm	ON-OFF TRIAC 1-10V DALI
						24°	3942lm	2444lm	
						30°	3942lm	2384lm	
						36°	3942lm	2325lm	
						60°	3942lm	2394lm	
	45W	34V	3*350mA	90	3000K	15°	4149lm	2651lm	ON-OFF TRIAC 1-10V DALI
						24°	4149lm	2573lm	
						30°	4149lm	2510lm	
						36°	4149lm	2448lm	
						60°	4149lm	2520lm	
	45W	34V	3*350mA	90	4000K	15°	4401lm	2815lm	ON-OFF TRIAC 1-10V DALI
						24°	4401lm	2729lm	
						30°	4401lm	2662lm	
						36°	4401lm	2596lm	
						60°	4401lm	2673lm	
KAS-BL10R-3-460	60W	34V	3*500mA	90	2700K	15°	5631lm	3551lm	ON-OFF TRIAC 1-10V DALI
						24°	5631lm	3225lm	
						30°	5631lm	3224lm	
						36°	5631lm	3196lm	
						60°	5631lm	3219lm	
	60W	34V	3*500mA	90	3000K	15°	5925lm	3737lm	ON-OFF TRIAC 1-10V DALI
						24°	5925lm	3394lm	
						30°	5925lm	3393lm	
						36°	5925lm	3363lm	
						60°	5925lm	3388lm	
	60W	34V	3*500mA	90	4000K	15°	6285lm	3964lm	ON-OFF TRIAC 1-10V DALI
						24°	6285lm	3600lm	
						30°	6285lm	3599lm	
						36°	6285lm	3567lm	
						60°	6285lm	3593lm	



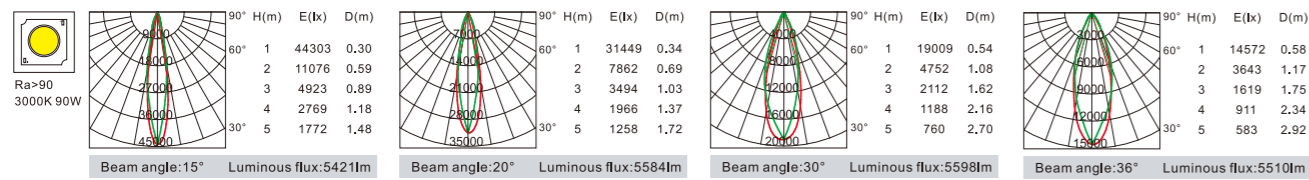
KAS-BL10R-3-4

KAS-DL05



332*112mm

Model	Power	LED voltage	LED Current	CRI	CCT	Beam Angle	LED Output	System output	Dimming Type
KAS-BL10R-3-490	90W	34V	3*700mA	90	2700K	15°	8211lm	5158lm	ON-OFF TRIAC 1-10V DALI
						20°	8211lm	5314lm	
						30°	8211lm	5327lm	
						36°	8211lm	5243lm	
						45°	8211lm	5227lm	
	90W	34V	3*700mA	90	3000K	15°	8628lm	5421lm	ON-OFF TRIAC 1-10V DALI
						20°	8628lm	5584lm	
						30°	8628lm	5598lm	
						36°	8628lm	5510lm	
	90W	34V	3*700mA	90	4000K	15°	9156lm	5941lm	ON-OFF TRIAC 1-10V DALI
						20°	9156lm	5925lm	
						30°	9156lm	5940lm	
						36°	9156lm	5847lm	
						45°	9156lm	5825lm	

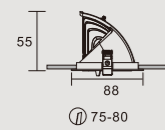


- Adopt high display finger and high brightness LED chip, RA > 80 / RA > 90
- Adopt passive heat dissipation technology, which can conduct front and rear air convection heat dissipation and increase the area of heat exchange surface
- Double ring rotating structure and adjustable lamp cap meet the needs of multi-directional lighting projection - professional aluminum reflector can effectively re-reflect the blocked scattered light and reduce the loss of light effect

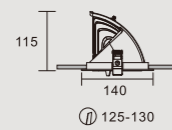
KAS-DL05R



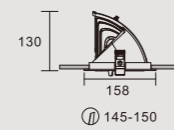
KAS-DL05R-3
Power: 10W
Cutout: 75-80
Height: 55mm



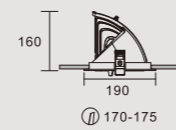
KAS-DL05R-4
Power: 20W / 25W
Cutout: 125-130
Height: 115mm



KAS-DL05R-5
Power: 30W / 35W
Cutout: 145-150
Height: 130mm

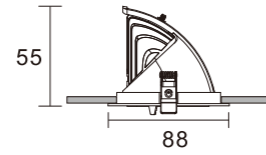


KAS-DL05R-6
Power: 30W / 40W
Cutout: 170-175
Height: 160mm



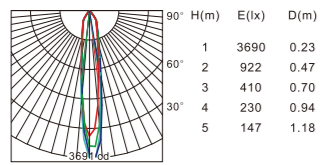
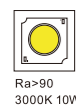
Model	KAS-DL05R-3	KAS-DL05R-4	KAS-DL05R-5	KAS-DL05R-6
Product Photo				
Dimension(mm)				
Cutout(mm)	75-80	125-130	145-150	170-175
Wattage	10W	20W/25W	30W/35W	30W/40W
CCT	3000K 3500K 4000K	3000K 3500K 4000K	3000K 3500K 4000K	3000K 3500K 4000K
CRI	>80 >90	>80 >90	>80 >90	>80 >90
Beam Angle	16° /21° /34°	20° /28°/4 0°	19° /27°/3 7°	12° /26° /40° /60°
Lumen	600LM	900-1200LM	1950LM	1200LM
IP	IP20	IP20	IP20	IP20
Dimming	TRIAC 1-10V DALI	TRIAC 1-10V DALI	TRIAC 1-10V DALI	TRIAC 1-10V DALI
Colour	White+black	White+black	White+black	White+black

KAS-DL05R-3

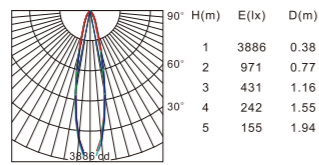


⌀ 75-80mm

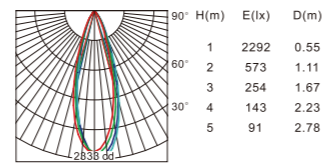
Model	Power	LED voltage	LED Current	CRI	CCT	Beam Angle	LED Output	System output	Dimming Type
KAS-DL05R-310	10W	34V	250mA	90	2700K	16°	965lm	757lm	ON-OFF TRIAC
						21°	965lm	809lm	1-10V DALI
						34°	965lm	779lm	1-10V DALI
10W	34V	250mA	90	3000K	16°	1015lm	797lm	ON-OFF TRIAC	
					21°	1015lm	851lm	1-10V DALI	
					34°	1015lm	820lm	1-10V DALI	
10W	34V	250mA	90	4000K	16°	1077lm	845lm	ON-OFF TRIAC	
					21°	1077lm	902lm	1-10V DALI	
					34°	1077lm	870lm	1-10V DALI	



Beam angle:16° Luminous flux:797lm

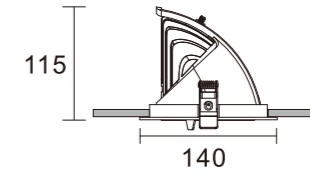


Beam angle:21° Luminous flux:851lm



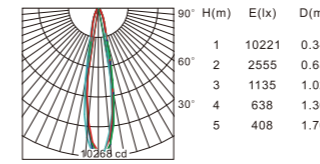
Beam angle:34° Luminous flux:820lm

KAS-DL05R-4

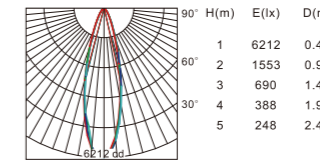


⌀ 125-130mm

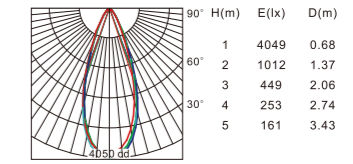
Model	Power	LED voltage	LED Current	CRI	CCT	Beam Angle	LED Output	System output	Dimming Type
KAS-DL05R-420	20W	34V	500mA	90	2700K	20°	2064lm	1866lm	ON-OFF TRIAC
						28°	2064lm	1890lm	1-10V DALI
						40°	2064lm	1894lm	1-10V DALI
20W	34V	500mA	90	3000K	20°	2172lm	1964lm	ON-OFF TRIAC	
					28°	2172lm	1989lm	1-10V DALI	
					40°	2172lm	1993lm	1-10V DALI	
20W	34V	500mA	90	4000K	20°	2304lm	2083lm	ON-OFF TRIAC	
					28°	2304lm	2109lm	1-10V DALI	
					40°	2304lm	2114lm	1-10V DALI	
KAS-DL05R-425	25W	34V	600mA	90	2700K	20°	2580lm	2224lm	ON-OFF TRIAC
						28°	2580lm	2276lm	1-10V DALI
						40°	2580lm	2250lm	1-10V DALI
25W	34V	600mA	90	3000K	20°	2719lm	2344lm	ON-OFF TRIAC	
					28°	2719lm	2399lm	1-10V DALI	
					40°	2719lm	2371lm	1-10V DALI	
25W	34V	600mA	90	4000K	20°	2879lm	2482lm	ON-OFF TRIAC	
					28°	2879lm	2540lm	1-10V DALI	
					40°	2879lm	2511lm	1-10V DALI	



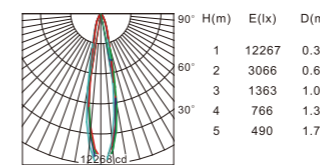
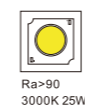
Beam angle:20° Luminous flux:1964lm



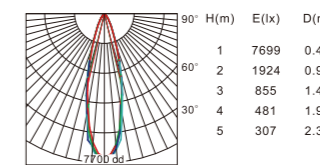
Beam angle:28° Luminous flux:1989lm



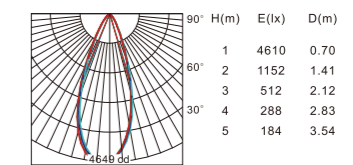
Beam angle:40° Luminous flux:1993lm



Beam angle:20° Luminous flux:2344lm

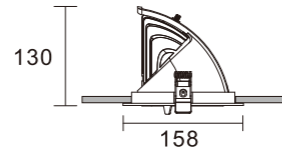


Beam angle:28° Luminous flux:2399lm



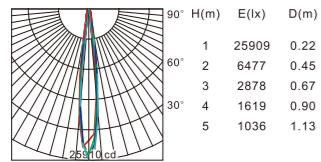
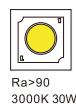
Beam angle:40° Luminous flux:2371lm

KAS-DL05R-5

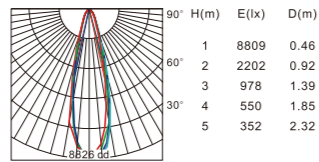


⌀ 145-150mm

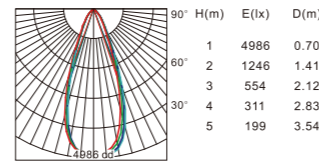
Model	Power	LED voltage	LED Current	CRI	CCT	Beam Angle	LED Output	System output	Dimming Type
KAS-DL05R-530	30W	34V	800mA	90	2700K	19°	2737lm	2582lm	ON-OFF
						27°	2737lm	2592lm	TRIAC
						37°	2737lm	2500lm	1-10V
	30W	34V	800mA	90	3000K	19°	2876lm	2741lm	ON-OFF
						27°	2876lm	2741lm	TRIAC
						37°	2876lm	2627lm	1-10V
	30W	34V	800mA	90	4000K	19°	3052lm	2908lm	ON-OFF
						27°	3052lm	2908lm	TRIAC
						37°	3052lm	2787lm	1-10V
KAS-DL05R-535	35W	34V	1000mA	90	2700K	19°	3417lm	3199lm	ON-OFF
						27°	3417lm	3153lm	TRIAC
						37°	3417lm	3452lm	1-10V
	35W	34V	1000mA	90	3000K	19°	3595lm	3366lm	ON-OFF
						27°	3595lm	3318lm	TRIAC
						37°	3595lm	3282lm	1-10V
	35W	34V	1000mA	90	4000K	19°	3805lm	3562lm	ON-OFF
						27°	3805lm	3511lm	TRIAC
						37°	3805lm	3473lm	1-10V



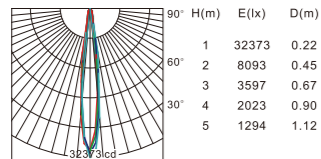
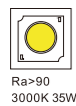
Beam angle:19° Luminous flux:2741lm



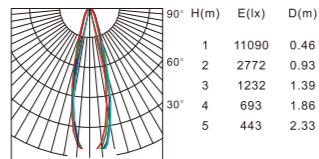
Beam angle:27° Luminous flux:2741lm



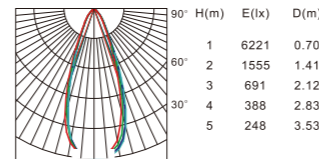
Beam angle:37° Luminous flux:2627lm



Beam angle:19° Luminous flux:3366lm

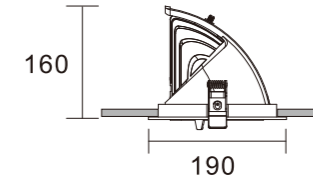


Beam angle:27° Luminous flux:3318lm



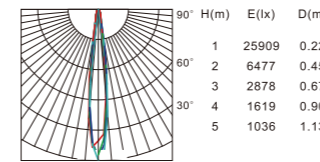
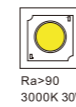
Beam angle:37° Luminous flux:3282lm

KAS-DL05R-6

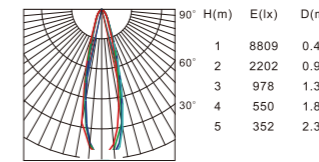


⌀ 170-175mm

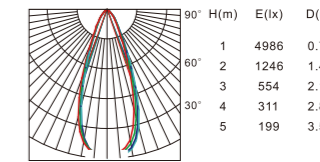
Model	Power	LED voltage	LED Current	CRI	CCT	Beam Angle	LED Output	System output	Dimming Type
KAS-DL05R-630	30W	34V	800mA	90	2700K	12°	2737lm	2582lm	ON-OFF
						26°	2737lm	2518lm	TRIAC
						40°	2737lm	2500lm	1-10V
	30W	34V	800mA	90	3000K	12°	2876lm	2714lm	ON-OFF
						26°	2876lm	2646lm	TRIAC
						40°	2876lm	2627lm	1-10V
	30W	34V	800mA	90	4000K	12°	3052lm	2880lm	ON-OFF
						26°	3052lm	2807lm	TRIAC
						40°	3052lm	2787lm	1-10V
KAS-DL05R-640	40W	34V	1200mA	90	2700K	12°	3417lm	3199lm	ON-OFF
						26°	3417lm	3153lm	TRIAC
						40°	3417lm	3243lm	1-10V
	40W	34V	1200mA	90	3000K	12°	3595lm	3366lm	ON-OFF
						26°	3595lm	3318lm	TRIAC
						40°	3595lm	3282lm	1-10V
	40W	34V	1200mA	90	4000K	12°	3805lm	3562lm	ON-OFF
						26°	3805lm	3511lm	TRIAC
						40°	3805lm	3473lm	1-10V



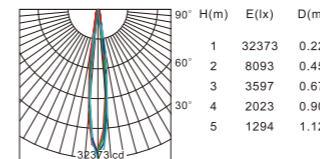
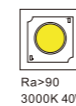
Beam angle:12° Luminous flux:2741lm



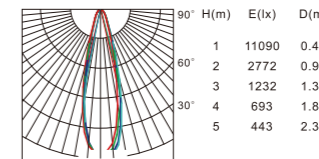
Beam angle:26° Luminous flux:2646lm



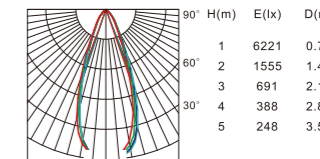
Beam angle:40° Luminous flux:2627lm



Beam angle:12° Luminous flux:3366lm



Beam angle:26° Luminous flux:3318lm



Beam angle:40° Luminous flux:3282lm

Contact details

IINNO Ltd

2101A Nan Fung Centre,
264-298 Castle Peak Road,
Tsuen Wan, Hong Kong

Tel: +852 2134 9906

+86 (0)769 23010151/2

M: +86 13922905402

Email: sales@iinno-lighting.com

www.iinno-lighting.com



