



Spot light series

Designing your lighting solutions



TL10 Series



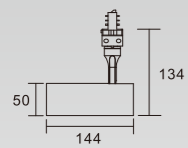
Being elegant in appearance with built-in driver design its optical performance is outstanding. Mechanical performance is good with 350° rotation and 90° tilt to adjust light direction flexibly.



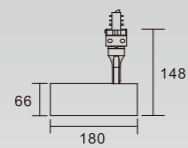
- Top brand high lumen COB LED, luminous efficiency of the whole lighting fixture can be above 85lm/w.
- Horizontal rotation 350° and vertical tilt 90°, achieving precise spotting angle.
- Anti-glare designed lamp body.
- Use high quality die-casting aluminium heat sink with convection cooling method, cooling fast to low down luminous decay efficiently.
- Same light with track, recessed, and mounted installation method.



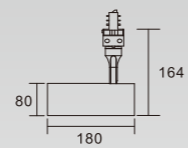
KAS-TL10L-A-50
Power: 7W
Diameter: 50mm



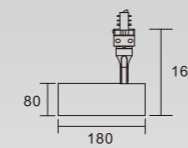
KAS-TL10L-A-66
Power: 10W/15W
Diameter: 66mm



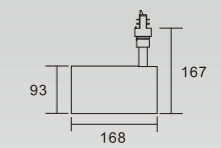
KAS-TL10L-A-80
Power: 25W/30W
Diameter: 80mm



KAS-TL10R-A-80
Power: 25W/30W
Diameter: 80mm



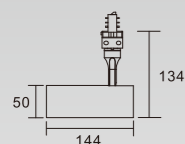
KAS-TL10R-A-93
Power: 25W/30W
Diameter: 93mm



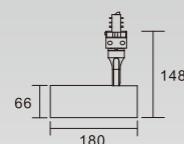
TL10 Series



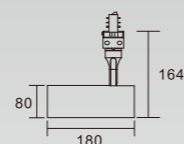
KAS-TL10L-A-50
Power: 7W
Diameter: 50mm



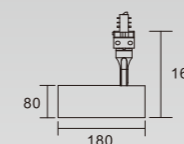
KAS-TL10L-A-66
Power: 10W/15W
Diameter: 66mm



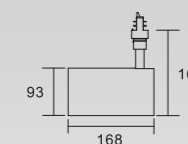
KAS-TL10L-A-80
Power: 25W/30W
Diameter: 80mm



KAS-TL10R-A-80
Power: 25W/30W
Diameter: 80mm



KAS-TL10R-A-93
Power: 25W/30W
Diameter: 93mm



TL10 Series






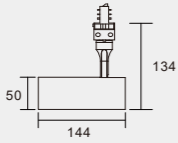
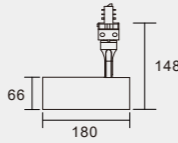
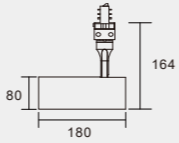
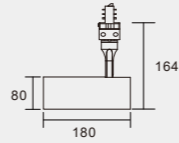
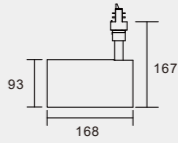
Model	KAS-TL10LA-50	KAS-TL10LA-66	KAS-TL10LA-80	KAS-TL10RA-80	KAS-TL10RA-93
Product Photo					
Dimension(m m)					
Wattage	7W	10W/15W	25W/30W	25W/30W	25W/30W
CCT	3000K/3500K/4000 K	3000K/3500K/4000K	3000K/3500K/4000K	3000K/3500K/4000K	3000K/3500K/4000 K
CR	>90	>90	>90	>90	>90
Beam Angle	10°/15°/20°/30 °	10°/15°/20°/36 °	10°/15°/20°/36 °	20°/24°/30°/36 °	15°/20°/36°/60 °
Lumen	385LM	800-1125LM	2125-2400LM	2000-2250LM	2125-2550LM
IP	IP20	IP20	IP20	IP20	IP20
Dimming		TRAC	TRAC/1-10V/DALI	TRIAC/1-10V/DALI	TRIAC/1-10V/DALI
Accessory	Honeycomb Filter Strippe d Glass Fabric Glass	Honeycomb Filter Strippe d Glass Fabric Glass	Honeycomb Filter Strippe d Glass Fabric Glass	Honeycomb Filter Strippe d Glass Fabric Glass	Honeycomb Filter Strippe d Glass Fabric Glass
Installation	1-phase track 2-phase track 3-phase track	1-phase track 2-phase track 3-phase track	1-phase track 2-phase track 3-phase track	1-phase track 2-phase track 3-phase track	1-phase track 2-phase track 3-phase track
Colour	Black/White	Black/White	Black/White	Black/White	Black/White

Optical Accessories



Honeycomb Filter Strippe d Glass Fabric Glass lens hood

TL10 Series

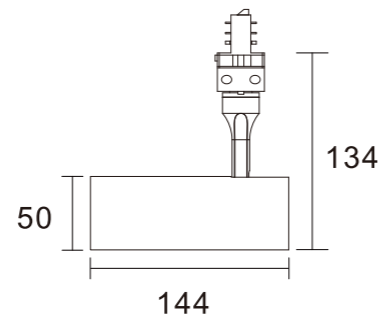
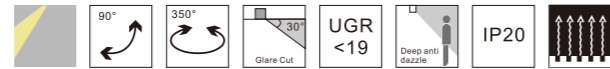
Model	KAS-TL10L-A-50	KAS-TL10L-A-66	KAS-TL10L-A-80	KAS-TL10R-A-80	KAS-TL10R-A-93
Product Photo					
Dimension (mm)					
Watt age	7W	10W/15W	25W/30W	25W/30W	25W/30W
CCT	3000K/3500K/4000K	3000K/3500K/4000K	3000K/3500K/4000K	3000K/3500K/4000K	3000K/3500K/4000K
CRI	>90	>90	>90	>90	>90
Beam Angle	10°/15°/20°/30°	10°/15°/20°/30°/36°	10°/15°/20°/36°	20°/24°/30°/36°	15°/20°/36°/60°
Lumen	385LM	800-1125LM	2125-2400LM	2000-2250LM	2125-2550LM
IP	IP20	IP20	IP20	IP20	IP20
Dimming		TRAC	TRAC/1-10V/DALI	TRAC/1-10V/DALI	TRAC/1-10V/DALI
Accessory	Honeycomb Filter Stripped Glass Fabric Glass	Honeycomb Filter Stripped Glass Fabric Glass	Honeycomb Filter Stripped Glass Fabric Glass	Honeycomb Filter Stripped Glass Fabric Glass	
Installation	1-phase track 2-phase track 3-phase track	1-phase track 2-phase track 3-phase track	1-phase track 2-phase track 3-phase track	1-phase track 2-phase track 3-phase track	1-phase track 2-phase track 3-phase track
Colour	Black/White	Black/White	Black/White	Black/White	Black/White

Optical Accessories



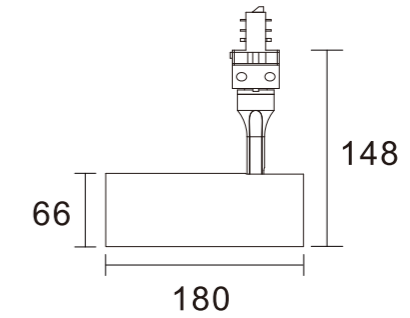
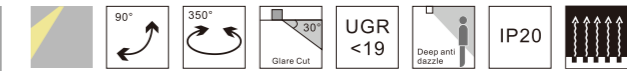

Honeycomb Filter Stripped Glass Fabric Glass lens hood

TL10 Series



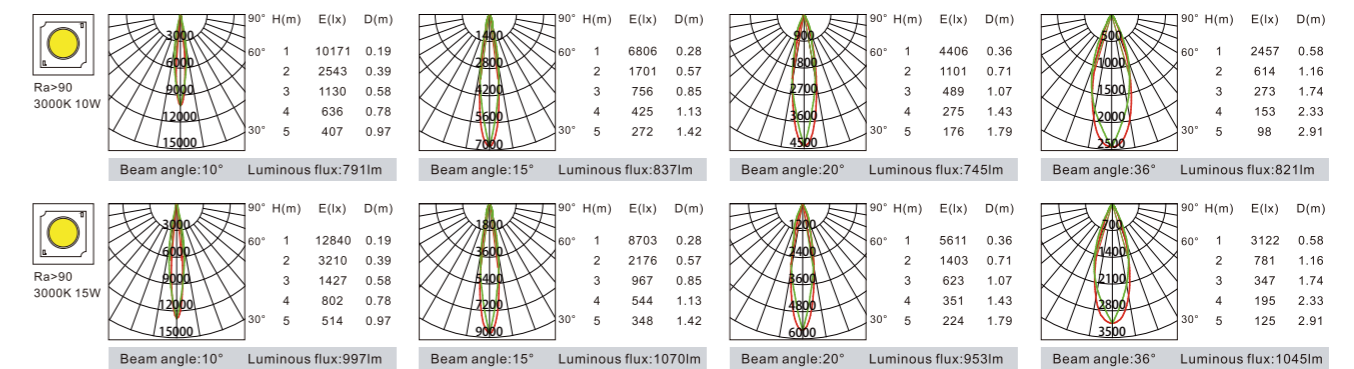
Honeycomb Filter Stripped Glass Fabric Glass lens hood

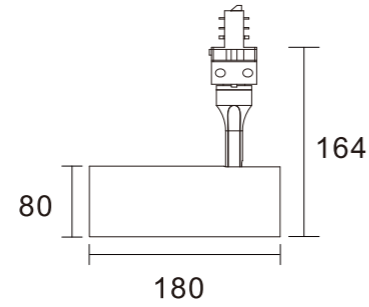
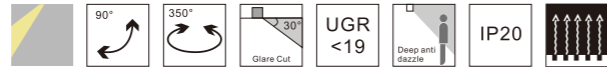
Model	Power	LED voltage	LED Current	CRI	CCT	Beam Angle	LED Output	System output	Dimming Type
KAS-TL10L-A-5007	7W	34V	150mA	90	2700K	10°	835lm	718lm	ON-OFF TRIAC
						15°	835lm	743lm	
						20°	835lm	760lm	
						30°	835lm	725lm	
KAS-TL10L-A-5007	7W	34V	150mA	90	3000K	10°	860lm	740lm	ON-OFF TRIAC
						15°	860lm	766lm	
						20°	860lm	783lm	
						30°	860lm	747lm	
KAS-TL10L-A-5007	7W	34V	150mA	90	4000K	10°	872lm	750lm	ON-OFF TRIAC
						15°	872lm	776lm	
						20°	872lm	793lm	
						30°	872lm	757lm	




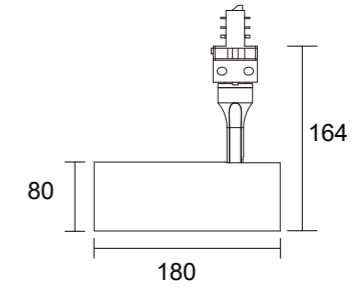
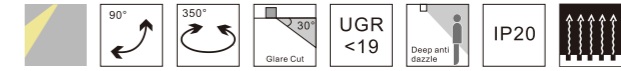

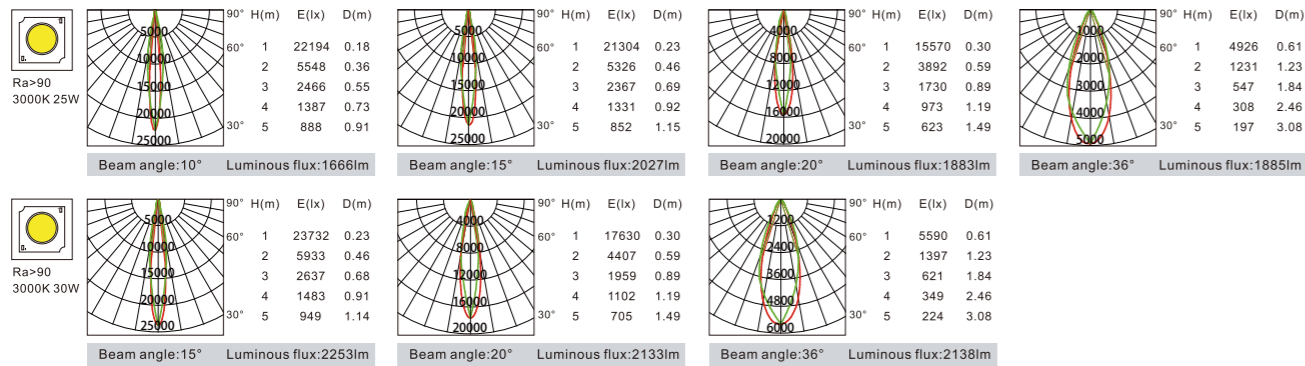
Honeycomb Filter Stripped Glass Fabric Glass lens hood

Model	Power	LED voltage	LED Current	CRI	CCT	Beam Angle	LED Output	System output	Dimming Type
KAS-TL10L-A-6610	10W	34V	250mA	90	2700K	10°	1058lm	761lm	ON-OFF TRIAC
						15°	1058lm	806lm	
						20°	1058lm	717lm	
						36°	1058lm	790lm	
KAS-TL10L-A-6610	10W	34V	250mA	90	3000K	10°	1099lm	791lm	ON-OFF TRIAC
						15°	1099lm	837lm	
						20°	1099lm	745lm	
						36°	1099lm	821lm	
KAS-TL10L-A-6610	10W	34V	250mA	90	4000K	10°	1118lm	804lm	ON-OFF TRIAC
						15°	1118lm	851lm	
						20°	1118lm	757lm	
						36°	1118lm	835lm	
KAS-TL10L-A-6615	15W	34V	350mA	90	2700K	10°	1482lm	960lm	ON-OFF TRIAC
						15°	1482lm	1031lm	
						20°	1482lm	918lm	
						36°	1482lm	1006lm	
KAS-TL10L-A-6615	15W	34V	350mA	90	3000K	10°	1538lm	997lm	ON-OFF TRIAC
						15°	1538lm	1070lm	
						20°	1538lm	953lm	
						36°	1538lm	1045lm	
KAS-TL10L-A-6615	15W	34V	350mA	90	4000K	10°	1564lm	1013lm	ON-OFF TRIAC
						15°	1564lm	1080lm	
						20°	1564lm	969lm	
						36°	1564lm	1062lm	

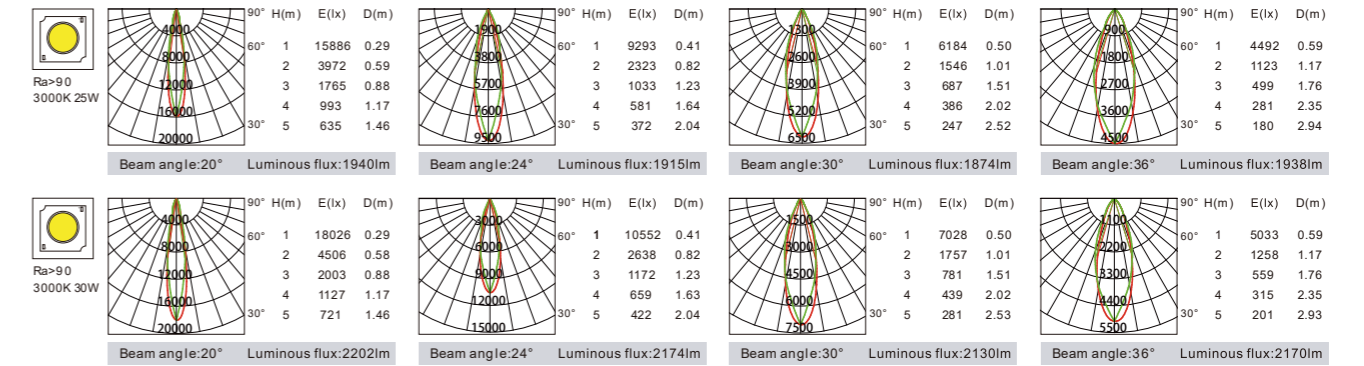


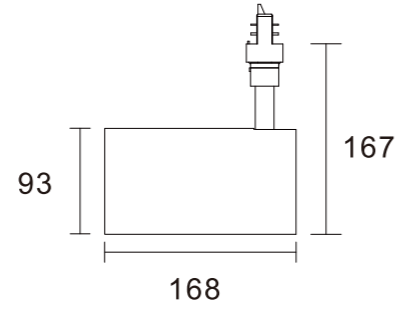


Model	Power	LED voltage	LED Current	CRI	CCT	Beam Angle	LED Output	System output	Dimming Type
KAS-TL10L-A-8025	25W	34V	600mA	90	2700K	10°	2446lm	1604lm	ON-OFF
						15°	2446lm	1948lm	TRIAC
						20°	2446lm	1809lm	1-10V
						36°	2446lm	1881lm	DALI
	25W	34V	600mA	90	3000K	10°	2545lm	1666lm	ON-OFF
						15°	2545lm	2027lm	TRIAC
						20°	2545lm	1883lm	1-10V
						36°	2545lm	1885lm	DALI
	25W	34V	600mA	90	4000K	10°	2586lm	1692lm	ON-OFF
						15°	2586lm	2059lm	TRIAC
						20°	2586lm	1913lm	1-10V
						36°	2586lm	1915lm	DALI
KAS-TL10L-A-8030	30W	34V	700mA	90	2700K	15°	2853lm	2164lm	ON-OFF
						20°	2853lm	2048lm	TRIAC
						36°	2853lm	2226lm	1-10V
						36°	2853lm	2226lm	DALI
	30W	34V	700mA	90	3000K	15°	2970lm	2253lm	ON-OFF
						20°	2970lm	2133lm	TRIAC
						36°	2970lm	2138lm	1-10V
						36°	2970lm	2138lm	DALI
	30W	34V	700mA	90	4000K	15°	3018lm	2289lm	ON-OFF
						20°	3018lm	2167lm	TRIAC
						36°	3018lm	2170lm	1-10V
						36°	3018lm	2170lm	DALI

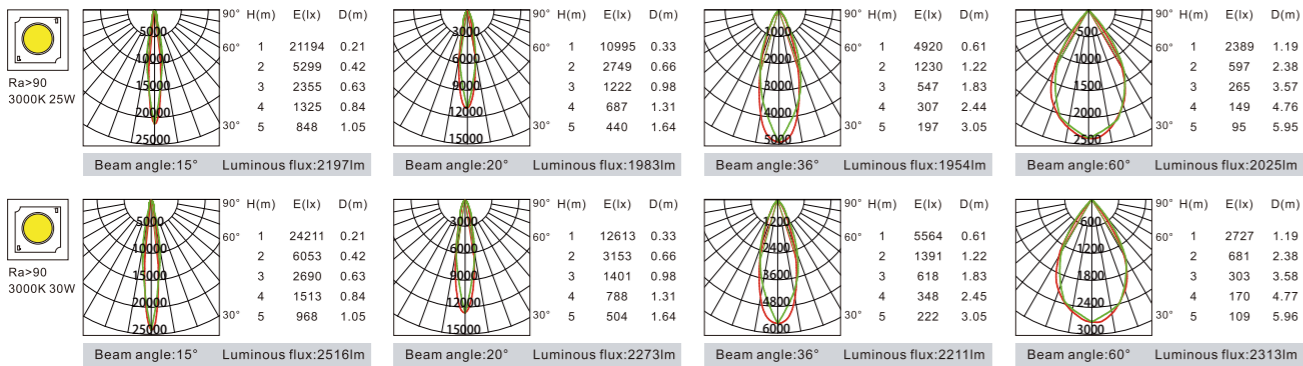


Model	Power	LED voltage	LED Current	CRI	CCT	Beam Angle	LED Output	System output	Dimming Type
KAS-TL10R-A-8025	25W	34V	600mA	90	2700K	20°	2446lm	1864lm	ON-OFF
						24°	2446lm	1840lm	TRIAC
						30°	2446lm	1801lm	1-10V
						36°	2446lm	1862lm	DALI
	25W	34V	600mA	90	3000K	20°	2545lm	1940lm	ON-OFF
						24°	2545lm	1915lm	TRIAC
						30°	2545lm	1874lm	1-10V
						36°	2545lm	1938lm	DALI
	25W	34V	600mA	90	4000K	20°	2586lm	1971lm	ON-OFF
						24°	2586lm	1945lm	TRIAC
						30°	2586lm	1904lm	1-10V
						36°	2586lm	1969lm	DALI
KAS-TL10R-A-8030	30W	34V	700mA	90	2700K	20°	2853lm	2115lm	ON-OFF
						24°	2853lm	2088lm	TRIAC
						30°	2853lm	2046lm	1-10V
						36°	2853lm	2084lm	DALI
	30W	34V	700mA	90	3000K	20°	2970lm	2202lm	ON-OFF
						24°	2970lm	2174lm	TRIAC
						30°	2970lm	2130lm	1-10V
						36°	2970lm	2170lm	DALI
	30W	34V	700mA	90	4000K	20°	3018lm	2237lm	ON-OFF
						24°	3018lm	2209lm	TRIAC
						30°	3018lm	2164lm	1-10V
						36°	3018lm	2205lm	DALI





Model	Power	LED voltage	LED Current	CRI	CCT	Beam Angle	LED Output	System output	Dimming Type
KAS-TL10R-A-9325	25W	34V	600mA	90	2700K	15°	2446lm	2111lm	ON-OFF
						20°	2446lm	1905lm	TRIAC
						36°	2446lm	1877lm	1-10V
						60°	2446lm	1946lm	DALI
	25W	34V	600mA	90	3000K	15°	2545lm	2197lm	ON-OFF
						20°	2545lm	1983lm	TRIAC
						36°	2545lm	1954lm	1-10V
						60°	2545lm	2025lm	DALI
	25W	34V	600mA	90	4000K	15°	2586lm	2232lm	ON-OFF
						20°	2586lm	2014lm	TRIAC
						36°	2586lm	1985lm	1-10V
						60°	2586lm	2057lm	DALI
KAS-TL10R-A-9330	30W	34V	700mA	90	2700K	15°	2853lm	1391lm	ON-OFF
						20°	2853lm	2183lm	TRIAC
						36°	2853lm	2123lm	1-10V
						60°	2853lm	2221lm	DALI
	30W	34V	700mA	90	3000K	15°	2970lm	2516lm	ON-OFF
						20°	2970lm	2273lm	TRIAC
						36°	2970lm	2211lm	1-10V
						60°	2970lm	2313lm	DALI
	30W	34V	700mA	90	4000K	15°	3018lm	2556lm	ON-OFF
						20°	3018lm	2309lm	TRIAC
						36°	3018lm	2246lm	1-10V
						60°	3018lm	2350lm	DALI

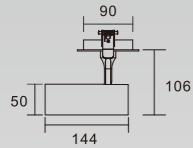


- Top brand high lumen COB LED, luminous efficiency of the whole lighting fixture can be above 85lm/w.
- Horizontal rotation 350° and vertical tilt 90°, achieving precise spotting angle.
- Anti-glare designed lamp body.
- Use high quality die-casting aluminium heat sink with convection cooling method, cooling fast to low down luminous decay efficiently.
- Same light with track, recess, and mounted installation method.

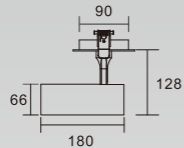
TL10 Series



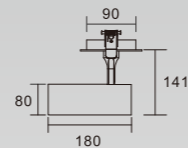
KAS-TL10L-C-50
Power: 7W
Diameter: 50mm
Cutout: 85-90mm



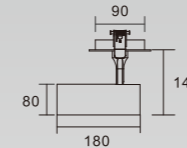
KAS-TL10L-C-66
Power: 10W/15W
Diameter: 66mm
Cutout: 85-90mm



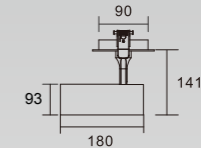
KAS-TL10L-C-80
Power: 25W/30W
Diameter: 80mm
Cutout: 85-90mm



KAS-TL10R-C-80
Power: 25W/30W
Diameter: 80mm
Cutout: 85-90mm



KAS-TL10R-C-93
Power: 25W/30W
Diameter: Φ93mm
Cutout: Φ85-90mm



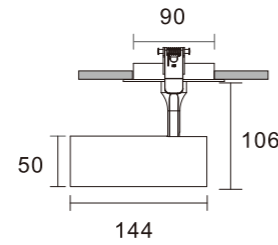
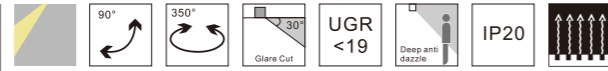
TL10 Series

Model	KAS-TL10L -C-50	KAS-TL10L-C-66	KAS-TL10L-C-80	KAS-TL10R -C-80	KAS-TL10R -C-93	KAS-TL10L -C-50	KAS-TL10L-C-66	KAS-TL10L-C-80	KAS-TL10R -C-80	KAS-TL10R -C-93
Product Photo										
Dimension (mm)										
Cutout (mm)	85-90	85-90	85-90	85-90	85-90	85-90	85-90	85-90	85-90	85-90
Wattage	7W	10W/15W	25W/30W	25W/30W	25W/30W	7W	10W/15W	25W/30W	25W/30W	25W/30W
CCT	3000K/3500K/4000K	3000K/3500K/4000K	3000K/3500K/4000K	3000K/3500K/4000K	3000K/3500K/4000K	3000K/3500K/4000K	3000K/3500K/4000K	3000K/3500K/4000K	3000K/3500K/4000K	3000K/3500K/4000K
CRI	>90	>90	>90	>90	>90	>90	>90	>90	>90	>90
Beam Angle	10°/15°/20° °/30	10° /15° /20° °/36	10° /15° /20° °/36	20°/ 24°/ 30° °/36	20°/ 24°/ 30° °/36	10° /15° /20° °/30	10° /15° /20° °/36	10° /15° /20° °/36	20° /24°/ 30° °/36	20° /24°/ 30° °/36
Lumen	385LM	800-1125LM	2125-2400LM	2000-2250LM	2000-2250LM	385LM	800-1125LM	2125-2400LM	2000-2250LM	2000-2250LM
IP	IP20	IP20	IP20	IP20	IP20	IP20	IP20	IP20	IP20	IP20
Dimming	TRIAC/1-10V/DALI	TRIAC/1-10V/DALI	TRIAC/1-10V/DALI	TRIAC/1-10V/DALI	TRIAC/1-10V/DALI	TRIAC/1-10V/DALI	TRIAC/1-10V/DALI	TRIAC/1-10V/DALI	TRIAC/1-10V/DALI	TRIAC/1-10V/DALI
Accessory	Honeycomb Filter Stripped Glass Fabric Glass	Honeycomb Filter Stripped Glass Fabric Glass	Honeycomb Filter Stripped Glass Fabric Glass	Honeycomb Filter Stripped Glass Fabric Glass	Honeycomb Filter Stripped Glass Fabric Glass	Honeycomb Filter Stripped Glass Fabric Glass	Honeycomb Filter Stripped Glass Fabric Glass	Honeycomb Filter Stripped Glass Fabric Glass	Honeycomb Filter Stripped Glass Fabric Glass	Honeycomb Filter Stripped Glass Fabric Glass
Colour	Black/White	Black/White	Black/White	Black/White	Black/White	Black/White	Black/White	Black/White	Black/White	Black/White


Optical Accessories



Honeycomb Filter Stripped Glass Fabric Glass

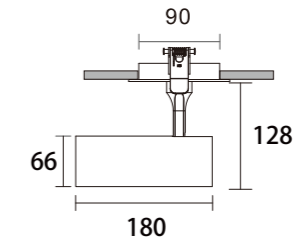
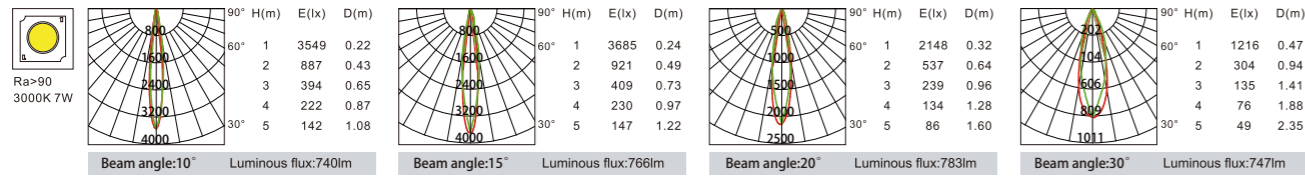


① 85-90



Honeycomb Filter Stripped Glass Fabric Glass lens hood

Model	Power	LED voltage	LED Current	CRI	CCT	Beam Angle	LED Output	System output	Dimming Type
KAS-TL10L-C-5007	7W	34V	150mA	90	2700K	10°	835lm	718lm	ON-OFF
						15°	835lm	743lm	TRIAC
						20°	835lm	760lm	1-10V
						30°	835lm	725lm	DALI
	7W	34V	150mA	90	3000K	10°	860lm	740lm	ON-OFF
						15°	860lm	766lm	TRIAC
						20°	860lm	783lm	1-10V
						30°	860lm	747lm	DALI
	7W	34V	150mA	90	4000K	10°	872lm	750lm	ON-OFF
						15°	872lm	776lm	TRIAC
						20°	872lm	793lm	1-10V
						30°	872lm	757lm	DALI

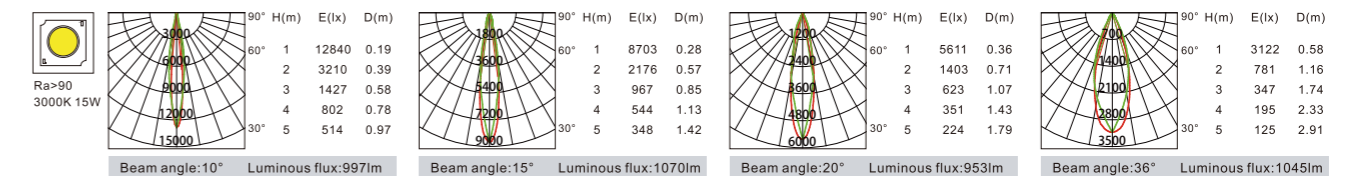
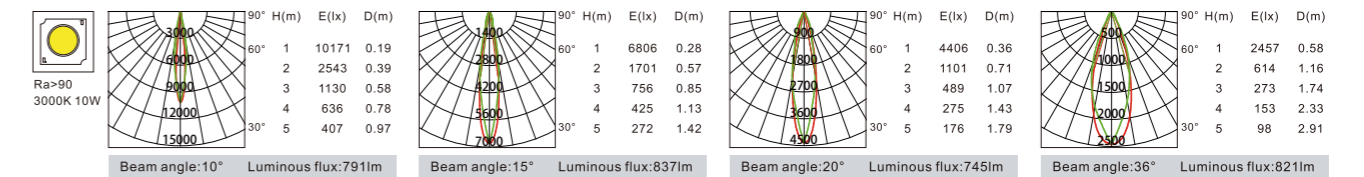


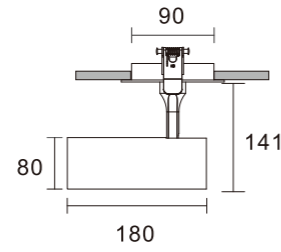
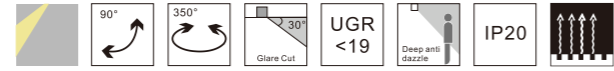
① 85-90




Honeycomb Filter Stripped Glass Fabric Glass lens hood

Model	Power	LED voltage	LED Current	CRI	CCT	Beam Angle	LED Output	System output	Dimming Type
KAS-TL10L-C-6610	10W	34V	250mA	90	2700K	10°	1058lm	761lm	ON-OFF
						15°	1058lm	806lm	TRIAC
						20°	1058lm	717lm	1-10V
						36°	1058lm	790lm	DALI
	10W	34V	250mA	90	3000K	10°	1099lm	791lm	ON-OFF
						15°	1099lm	837lm	TRIAC
						20°	1099lm	745lm	1-10V
						36°	1099lm	821lm	DALI
	10W	34V	250mA	90	4000K	10°	1118lm	804lm	ON-OFF
						15°	1118lm	851lm	TRIAC
						20°	1118lm	757lm	1-10V
						36°	1118lm	835lm	DALI
KAS-TL10L-C-6615	15W	34V	350mA	90	2700K	10°	1482lm	960lm	ON-OFF
						15°	1482lm	1031lm	TRIAC
						20°	1482lm	918lm	1-10V
						36°	1482lm	1006lm	DALI
	15W	34V	350mA	90	3000K	10°	1538lm	997lm	ON-OFF
						15°	1538lm	1070lm	TRIAC
						20°	1538lm	953lm	1-10V
						36°	1538lm	1045lm	DALI
	15W	34V	350mA	90	4000K	10°	1564lm	1013lm	ON-OFF
						15°	1564lm	1080lm	TRIAC
						20°	1564lm	969lm	1-10V
						36°	1564lm	1062lm	DALI



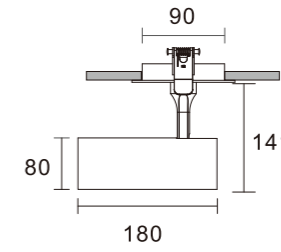
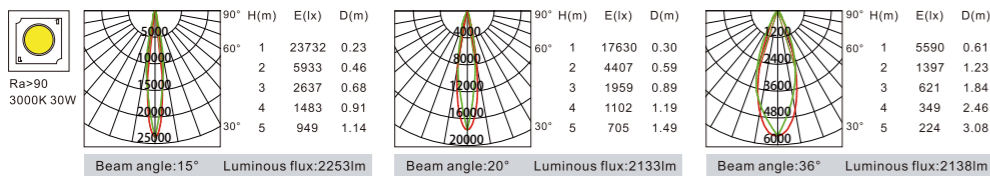
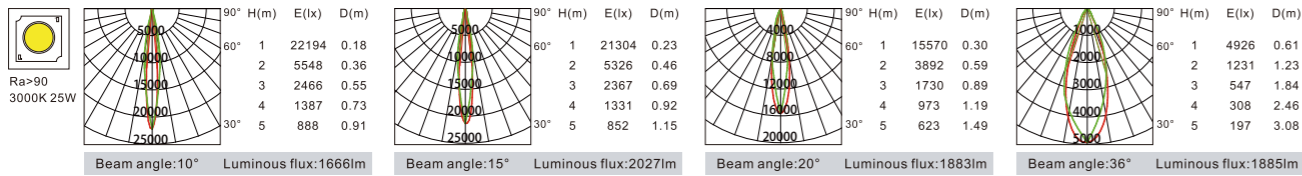


85-90



Honeycomb Filter Stripped Glass Fabric Glass lens hood

Model	Power	LED voltage	LED Current	CRI	CCT	Beam Angle	LED Output	System output	Dimming Type
KAS-TL10L-C-8025	25W	34V	600mA	90	2700K	10°	2446lm	1604lm	ON-OFF
						15°	2446lm	1948lm	TRIAC
						20°	2446lm	1809lm	1-10V
						36°	2446lm	1881lm	DALI
	25W	34V	600mA	90	3000K	10°	2545lm	1666lm	ON-OFF
						15°	2545lm	2027lm	TRIAC
						20°	2545lm	1883lm	1-10V
						36°	2545lm	1885lm	DALI
	25W	34V	600mA	90	4000K	10°	2586lm	1692lm	ON-OFF
						15°	2586lm	2059lm	TRIAC
						20°	2586lm	1913lm	1-10V
						36°	2586lm	1915lm	DALI
KAS-TL10L-C-8030	30W	34V	700mA	90	2700K	15°	2853lm	2164lm	ON-OFF
						20°	2853lm	2048lm	TRIAC
						36°	2853lm	2226lm	1-10V DALI
						15°	2970lm	2253lm	ON-OFF
	30W	34V	700mA	90	3000K	20°	2970lm	2133lm	TRIAC
						36°	2970lm	2138lm	1-10V DALI
						15°	3018lm	2289lm	ON-OFF
						20°	3018lm	2167lm	TRIAC
	30W	34V	700mA	90	4000K	36°	3018lm	2170lm	1-10V DALI

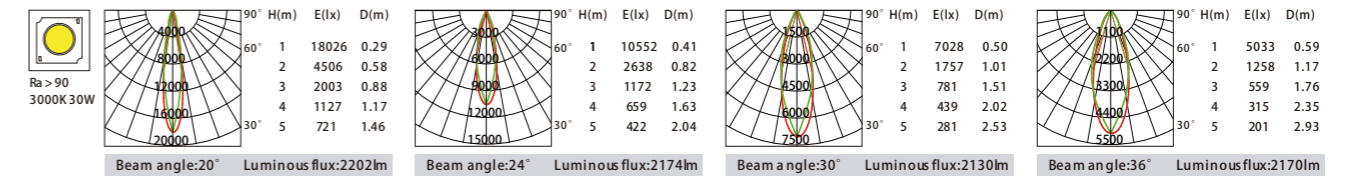
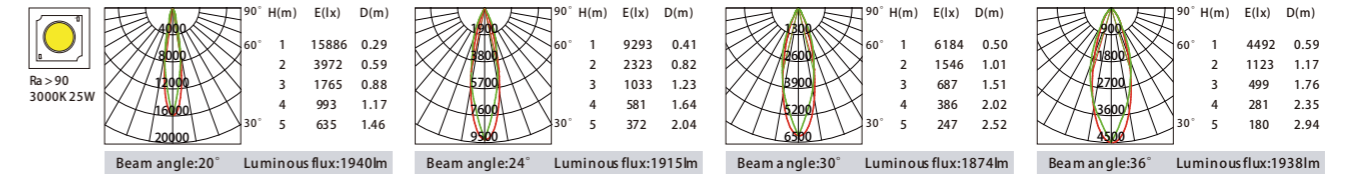


85-90

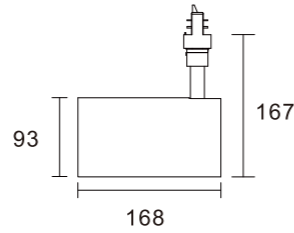


Honeycomb Filter Stripped Glass Fabric Glass lens hood

Model	Power	LED voltage	LED Current	CRI	CCT	Beam Angle	LED Output	System output	Dimming Type
KAS-TL10R-C-8025	25W	34V	600mA	90	2700K	20°	2446lm	1864lm	ON-OFF
						24°	2446lm	1840lm	TRIAC
						30°	2446lm	1801lm	1-10V
						36°	2446lm	1862lm	DALI
	25W	34V	600mA	90	3000K	20°	2545lm	1940lm	ON-OFF
						24°	2545lm	1915lm	TRIAC
						30°	2545lm	1874lm	1-10V
						36°	2545lm	1938lm	DALI
	25W	34V	600mA	90	4000K	20°	2586lm	1971lm	ON-OFF
						24°	2586lm	1945lm	TRIAC
						30°	2586lm	1904lm	1-10V
						36°	2586lm	1969lm	DALI
KAS-TL10R-C-8030	30W	34V	700mA	90	2700K	20°	2853lm	2115lm	ON-OFF
						24°	2853lm	2088lm	TRIAC
						30°	2853lm	2046lm	1-10V
						36°	2853lm	2084lm	DALI
	30W	34V	700mA	90	3000K	20°	2970lm	2202lm	ON-OFF
						24°	2970lm	2174lm	TRIAC
						30°	2970lm	2130lm	1-10V
						36°	2970lm	2170lm	DALI
	30W	34V	700mA	90	4000K	20°	3018lm	2237lm	ON-OFF
						24°	3018lm	2209lm	TRIAC
						30°	3018lm	2164lm	1-10V
						36°	3018lm	2205lm	DALI

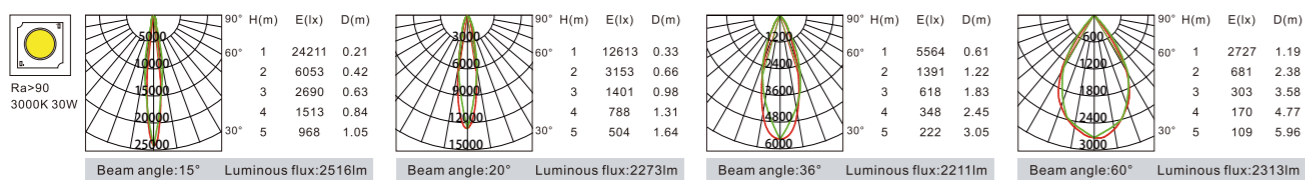
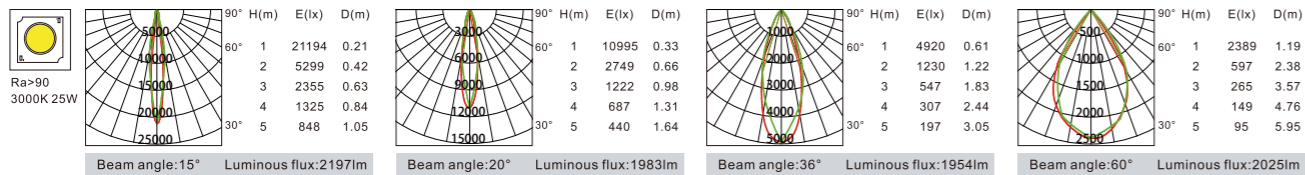


TL10 recessed Series



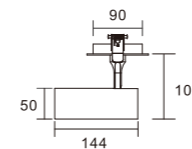
Honeycomb Filter Stripped Glass Fabric Glass

Model	Power	LED voltage	LED Current	CRI	CCT	Beam Angle	LED Output	System output	Dimming Type
KAS-TL10R-C-9325	25W	34V	600mA	90	2700K	15°	2446lm	2111lm	ON-OFF
						20°	2446lm	1905lm	TRIAC
						36°	2446lm	1877lm	1-10V
						60°	2446lm	1946lm	DALI
	25W	34V	600mA	90	3000K	15°	2545lm	2197lm	ON-OFF
						20°	2545lm	1983lm	TRIAC
						36°	2545lm	1954lm	1-10V
						60°	2545lm	2025lm	DALI
	25W	34V	600mA	90	4000K	15°	2586lm	2232lm	ON-OFF
						20°	2586lm	2014lm	TRIAC
						36°	2586lm	1985lm	1-10V
						60°	2586lm	2057lm	DALI
KAS-TL10R-C-9330	30W	34V	700mA	90	2700K	15°	2853lm	1391lm	ON-OFF
						20°	2853lm	2183lm	TRIAC
						36°	2853lm	2123lm	1-10V
						60°	2853lm	2221lm	DALI
	30W	34V	700mA	90	3000K	15°	2970lm	2516lm	ON-OFF
						20°	2970lm	2273lm	TRIAC
						36°	2970lm	2211lm	1-10V
						60°	2970lm	2313lm	DALI
	30W	34V	700mA	90	4000K	15°	3018lm	2556lm	ON-OFF
						20°	3018lm	2309lm	TRIAC
						36°	3018lm	2246lm	1-10V
						60°	3018lm	2350lm	DALI



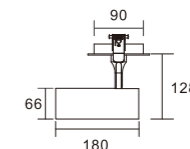
KAS-TL10L-C-50

Power: 7W
Diameter: 50mm
Cutout: 85-90mm



KAS-TL10L-C-66

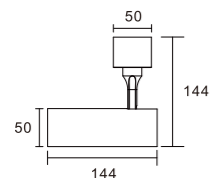
Power: 10W/15W
Diameter: 66mm
Cutout: 85-90mm



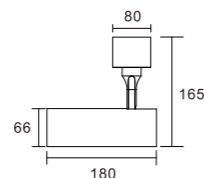
TL10 Surface Mounted Series



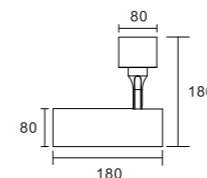
KAS-TL10L-D-50
Power: 7W
Diameter: 50mm



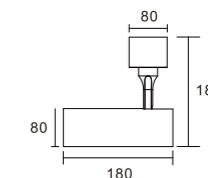
KAS-TL10L-D-66
Power: 10W/15W
Diameter: 66mm











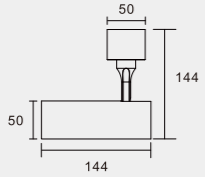
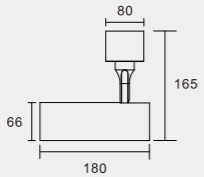
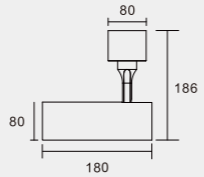
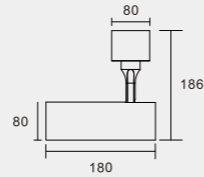
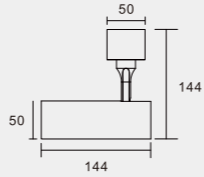
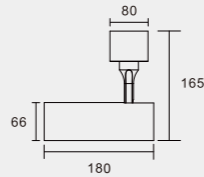
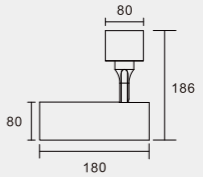
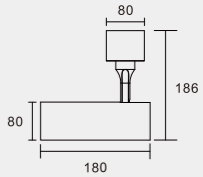
KAS-TL10L-D-80
Power: 25W/30W
Diameter: 80mm



KAS-TL10R-D-80
Power: 25W/30W
Diameter: 80mm




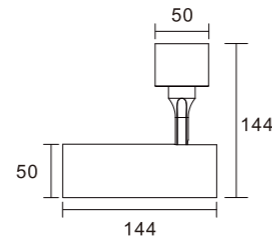
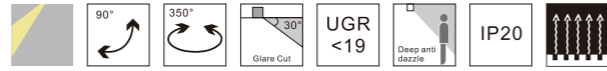

TL10 Surface Mounted Series

Model	KAS-TL10L-D-50	KAS-TL10L-D-66	KAS-TL10L-D-80	KAS-TL10R-D-80		KAS-TL10L-D-50	KAS-TL10L-D-66	KAS-TL10L-D-80	KAS-TL10R-D-80
Product Photo									
Dimension(mm)									
Wattage	7W	10W/15W	25W/30W	25W/30W		7W	10W/15W	25W/30W	25W/30W
CCT	3000K/3500K/4000K	3000K/3500K/4000K	3000K/3500K/4000K	3000K/3500K/4000K		3000K/3500K/4000K	3000K/3500K/4000K	3000K/3500K/4000K	3000K/3500K/4000K
CRI	>90	>90	>90	>90		>90	>90	>90	>90
Beam Angle	10°/15°/20°/30°	10°/15°/20°/36°	10°/15°/20°/36°	20°/24°/30°/36°		10°/15°/20°/30°	10°/15°/20°/36°	10°/15°/20°/36°	20°/24°/30°/36°
Lumen	385LM	800-1125LM	2125-2400LM	2000-2250LM		385LM	800-1125LM	2125-2400LM	2000-2250LM
IP	IP 20	IP 20	IP 20	IP 20		IP 20	IP 20	IP 20	IP 20
Dimming		TRIAC/1-10V	TRIAC/1-10V/DALI	TRIAC/1-10V/DALI			TRIAC/1-10V	TRIAC/1-10V/DALI	TRIAC/1-10V/DALI
Accessory	Honeycomb Filter Stripped Glass Fabric Glass	Honeycomb Filter Stripped Glass Fabric Glass	Honeycomb Filter Stripped Glass Fabric Glass	Honeycomb Filter Stripped Glass Fabric Glass		Honeycomb Filter Stripped Glass Fabric Glass	Honeycomb Filter Stripped Glass Fabric Glass	Honeycomb Filter Stripped Glass Fabric Glass	Honeycomb Filter Stripped Glass Fabric Glass
Colour	Black/White	Black/White	Black/White	Black/White		Black/White	Black/White	Black/White	Black/White

Optical Accessories

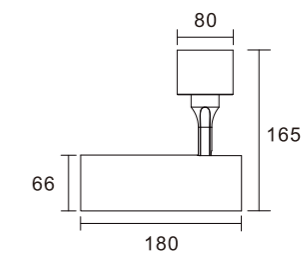



Honeycomb Filter Stripped Glass Fabric Glass



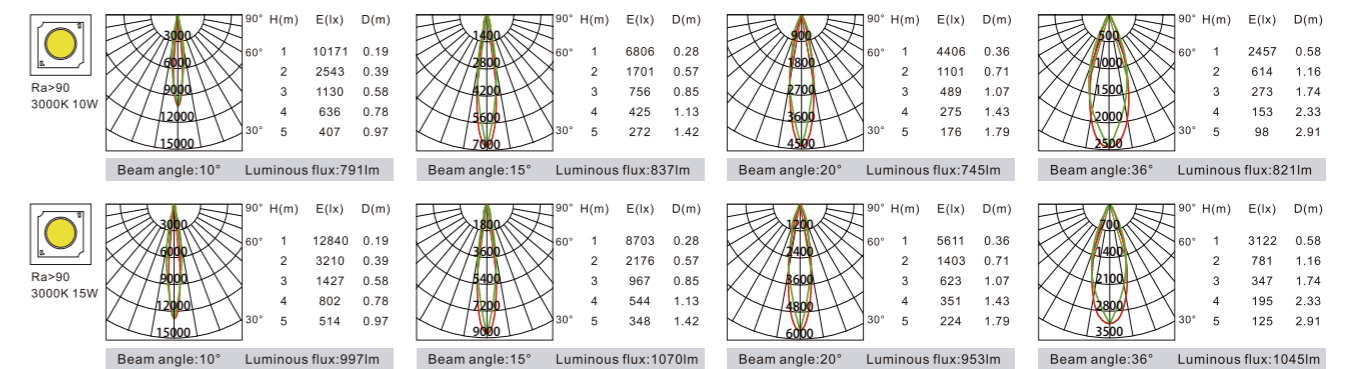
Honeycomb Filter Stripped Glass Fabric Glass lens hood


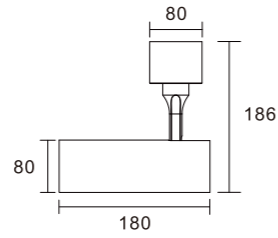
Model	Power	LED voltage	LED Current	CRI	CCT	Beam Angle	LED Output	System output	Dimming Type
KAS-TL10L-D-5007	7W	34V	150mA	90	2700K	10°	835lm	718lm	ON-OFF
						15°	835lm	743lm	
						20°	835lm	760lm	
						30°	835lm	725lm	
	7W	34V	150mA	90	3000K	10°	860lm	740lm	ON-OFF
						15°	860lm	766lm	
						20°	860lm	783lm	
						30°	860lm	747lm	
	7W	34V	150mA	90	4000K	10°	872lm	750lm	ON-OFF
						15°	872lm	776lm	
						20°	872lm	793lm	
						30°	872lm	757lm	



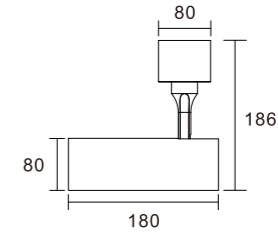

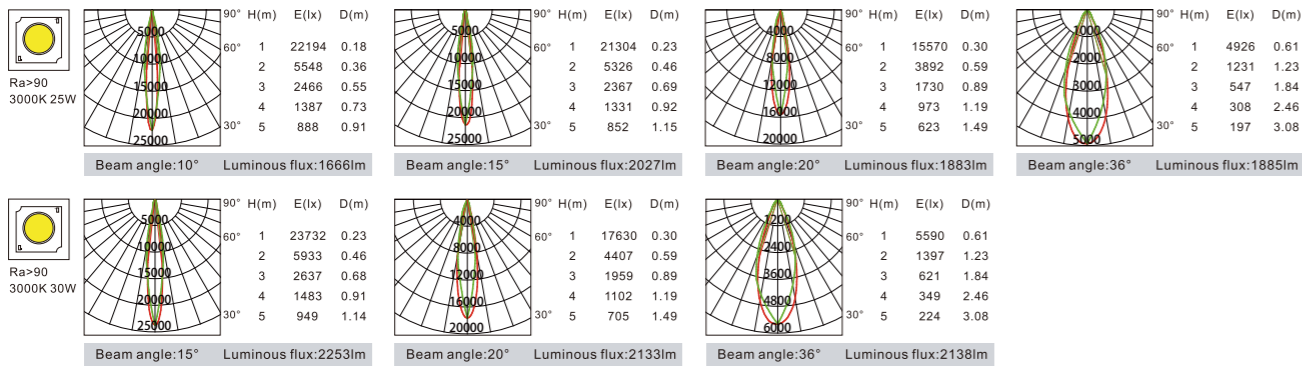
Honeycomb Filter Stripped Glass Fabric Glass lens hood

Model	Power	LED voltage	LED Current	CRI	CCT	Beam Angle	LED Output	System output	Dimming Type
KAS-TL10L-D-6610	10W	34V	250mA	90	2700K	10°	1058lm	761lm	ON-OFF TRIAC 1-10V
						15°	1058lm	806lm	
						20°	1058lm	717lm	
						36°	1058lm	790lm	
	10W	34V	250mA	90	3000K	10°	1099lm	791lm	ON-OFF TRIAC 1-10V
						15°	1099lm	837lm	
						20°	1099lm	745lm	
						36°	1099lm	821lm	
	10W	34V	250mA	90	4000K	10°	1118lm	804lm	ON-OFF TRIAC 1-10V
						15°	1118lm	851lm	
						20°	1118lm	757lm	
						36°	1118lm	835lm	
KAS-TL10L-D-6615	15W	34V	350mA	90	2700K	10°	1482lm	960lm	ON-OFF TRIAC 1-10V
						15°	1482lm	1031lm	
						20°	1482lm	918lm	
						36°	1482lm	1006lm	
	15W	34V	350mA	90	3000K	10°	1538lm	997lm	ON-OFF TRIAC 1-10V
						15°	1538lm	1070lm	
						20°	1538lm	953lm	
						36°	1538lm	1045lm	
	15W	34V	350mA	90	4000K	10°	1564lm	1013lm	ON-OFF TRIAC 1-10V
						15°	1564lm	1080lm	
						20°	1564lm	969lm	
						36°	1564lm	1062lm	

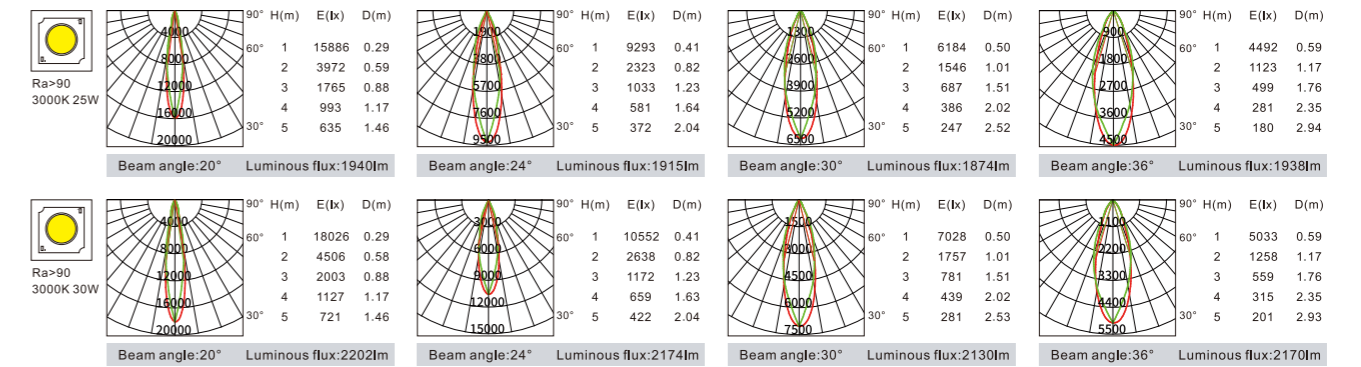


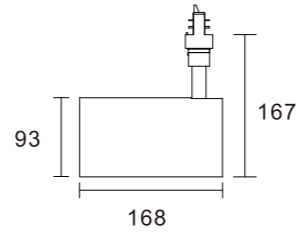



Model	Power	LED voltage	LED Current	CRI	CCT	Beam Angle	LED Output	System output	Dimming Type
KAS-TL10L-D-8025	25W	34V	600mA	90	2700K	10°	2446lm	1604lm	ON-OFF
						15°	2446lm	1948lm	TRIAC
						20°	2446lm	1809lm	1-10V
						30°	2446lm	1881lm	DALI
	25W	34V	600mA	90	3000K	10°	2545lm	1666lm	ON-OFF
						15°	2545lm	2027lm	TRIAC
						20°	2545lm	1883lm	1-10V
						30°	2545lm	1885lm	DALI
	25W	34V	600mA	90	4000K	10°	2586lm	1692lm	ON-OFF
						15°	2586lm	2059lm	TRIAC
						20°	2586lm	1913lm	1-10V
						30°	2586lm	1915lm	DALI
KAS-TL10L-D-8030	30W	34V	700mA	90	2700K	15°	2853lm	2164lm	ON-OFF
						20°	2853lm	2048lm	TRIAC
						30°	2853lm	2226lm	1-10V
						30°	2853lm	2226lm	DALI
	30W	34V	700mA	90	3000K	15°	2970lm	2253lm	ON-OFF
						20°	2970lm	2133lm	TRIAC
						30°	2970lm	2138lm	1-10V
						30°	2970lm	2138lm	DALI
	30W	34V	700mA	90	4000K	15°	3018lm	2289lm	ON-OFF
						20°	3018lm	2167lm	TRIAC
						30°	3018lm	2170lm	1-10V
						30°	3018lm	2170lm	DALI



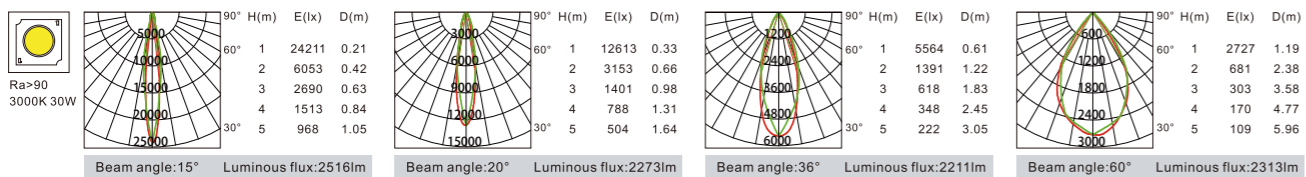
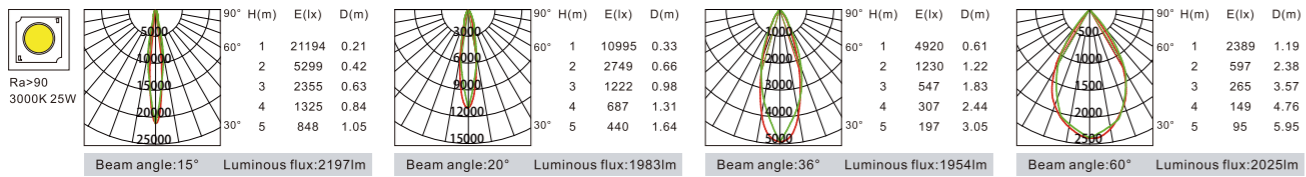
Model	Power	LED voltage	LED Current	CRI	CCT	Beam Angle	LED Output	System output	Dimming Type
KAS-TL10R-D-8025	25W	34V	600mA	90	2700K	20°	2446lm	1864lm	ON-OFF
						24°	2446lm	1840lm	TRIAC
						30°	2446lm	1801lm	1-10V
						36°	2446lm	1862lm	DALI
	25W	34V	600mA	90	3000K	20°	2545lm	1940lm	ON-OFF
						24°	2545lm	1915lm	TRIAC
						30°	2545lm	1874lm	1-10V
						36°	2545lm	1938lm	DALI
	25W	34V	600mA	90	4000K	20°	2586lm	1971lm	ON-OFF
						24°	2586lm	1945lm	TRIAC
						30°	2586lm	1904lm	1-10V
						36°	2586lm	1969lm	DALI
KAS-TL10R-D-8030	30W	34V	700mA	90	2700K	20°	2853lm	2115lm	ON-OFF
						24°	2853lm	2088lm	TRIAC
						30°	2853lm	2046lm	1-10V
						36°	2853lm	2084lm	DALI
	30W	34V	700mA	90	3000K	20°	2970lm	2202lm	ON-OFF
						24°	2970lm	2174lm	TRIAC
						30°	2970lm	2130lm	1-10V
						36°	2970lm	2170lm	DALI
	30W	34V	700mA	90	4000K	20°	3018lm	2237lm	ON-OFF
						24°	3018lm	2209lm	TRIAC
						30°	3018lm	2164lm	1-10V
						36°	3018lm	2205lm	DALI





Honeycomb Filter Stripped Glass Fabric Glass

Model	Power	LED voltage	LED Current	CRI	CCT	Beam Angle	LED Output	System output	Dimming Type
KAS-TL10R-D-9325	25W	34V	600mA	90	2700K	15°	2446lm	2111lm	ON-OFF
						20°	2446lm	1905lm	TRIAC
						36°	2446lm	1877lm	1-10V
						60°	2446lm	1946lm	DALI
	25W	34V	600mA	90	3000K	15°	2545lm	2197lm	ON-OFF
						20°	2545lm	1983lm	TRIAC
						36°	2545lm	1954lm	1-10V
						60°	2545lm	2025lm	DALI
	25W	34V	600mA	90	4000K	15°	2586lm	2232lm	ON-OFF
						20°	2586lm	2014lm	TRIAC
						36°	2586lm	1985lm	1-10V
						60°	2586lm	2057lm	DALI
KAS-TL10R-D-9330	30W	34V	700mA	90	2700K	15°	2853lm	1391lm	ON-OFF
						20°	2853lm	2183lm	TRIAC
						36°	2853lm	2123lm	1-10V
						60°	2853lm	2221lm	DALI
	30W	34V	700mA	90	3000K	15°	2970lm	2516lm	ON-OFF
						20°	2970lm	2273lm	TRIAC
						36°	2970lm	2211lm	1-10V
						60°	2970lm	2313lm	DALI
	30W	34V	700mA	90	4000K	15°	3018lm	2556lm	ON-OFF
						20°	3018lm	2309lm	TRIAC
						36°	3018lm	2246lm	1-10V
						60°	3018lm	2350lm	DALI





Titans TL18 Series



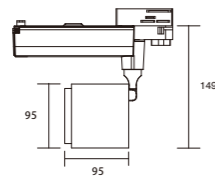
TL18 Series Spotlight

Widely used for mall, Show room, Bar, museum, gallery, Classical but with elegant design for friendly design of 90° adjustable & 350° rotation. Multiple beam angle & high CRI for different lighting purpose. High efficiency of lighting transmission for higher lumens output

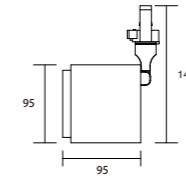
Titans TL18 Series







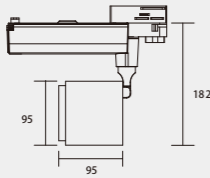
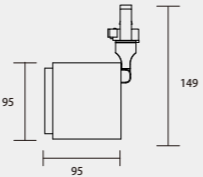
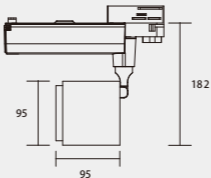
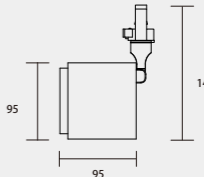
KAS-TL18-A-95
Power:20W/30W
Diameter: 95mm



KAS-TL18-C-95
Power:20W/30W
Diameter: 95mm



Titans TL18 Series

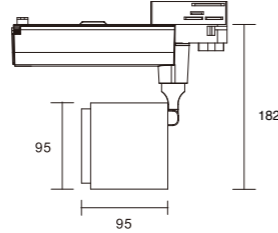
Model	KAS-TL18-A-95	KAS-TL18-C-95	KAS-TL18-A-95	KAS-TL18-C-95
Product Photo				
Dimension(mm)				
Wattage	20W/30W	20W/30W	20W/30W	20W/30W
CCT	3000K/3500K/4000K	3000K/3500K/4000K	3000K/3500K/4000K	3000K/3500K/4000K
CRI	>90	>90	>90	>90
Beam Angle	15° /20° /30° /55°	15° /20° /30° /55°	15° /20° /30° /55°	15° /20° /30° /55°
Lumen	1123-1980LM	1512-2202LM	1123-1980LM	1512-2202LM
IP	IP 20	IP 20	IP 20	IP 20
Dimming	TRIAC/1-10V/DALI	TRIAC/DALI	TRIAC/1-10V/DALI	TRIAC/DALI
Accessory	Honeycomb Filter Stripped Glass Fabric Glass	Honeycomb Filter Stripped Glass Fabric Glass	Honeycomb Filter Stripped Glass Fabric Glass	Honeycomb Filter Stripped Glass Fabric Glass
Installation	1-phase track 2-phase track 3-phase track	1-phase track 2-phase track 3-phase track	1-phase track 2-phase track 3-phase track	1-phase track 2-phase track 3-phase track
Colour	Black/White	Black/White	Black/White	Black/White

Optical Accessories



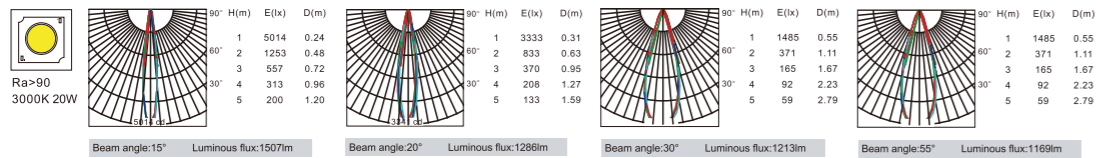
Honeycomb Filter Stripped Glass Fabric Glass

KAS-TL18-A-95

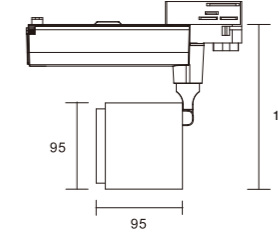


Honeycomb Filter Stripped Glass Fabric Glass

Model	Power	LED voltage	LED Current	CRI	CCT	Beam Angle	LED Output	System output	Dimming Type
KAS-TL18-A-9520	20W	34V	500mA	90	2700K	15°	2038lm	1448lm	ON-OFF
						20°	2038lm	1235lm	TRIAC
						30°	2038lm	1165lm	1-10V
						55°	2038lm	1123lm	DALI
	20W	34V	500mA	90	3000K	15°	2121lm	1507lm	ON-OFF
						20°	2121lm	1286lm	TRIAC
						30°	2121lm	1213lm	1-10V
						55°	2121lm	1169lm	DALI
	20W	34V	500mA	90	4000K	15°	2155lm	1531lm	ON-OFF
						20°	2155lm	1306lm	TRIAC
						30°	2155lm	1232lm	1-10V
						55°	2155lm	1187lm	DALI

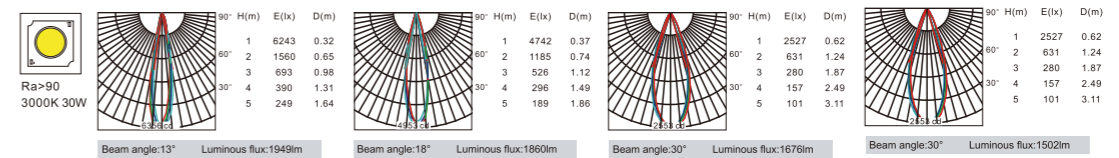


KAS-TL18-A-95



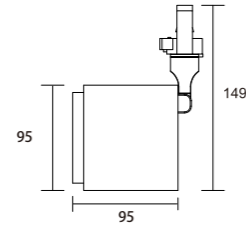
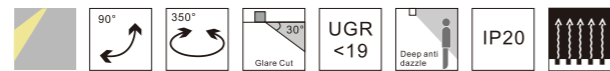
Honeycomb Filter Stripped Glass Fabric Glass

Model	Power	LED voltage	LED Current	CRI	CCT	Beam Angle	LED Output	System output	Dimming Type
KAS-TL18-A-9530	30W	34V	700mA	90	2700K	15°	2853lm	1872lm	ON-OFF
						20°	2853lm	1786lm	TRIAC
						30°	2853lm	1609lm	1-10V
						55°	2853lm	1442lm	DALI
	30W	34V	700mA	90	3000K	15°	2970lm	1949lm	ON-OFF
						20°	2970lm	1860lm	TRIAC
						30°	2970lm	1676lm	1-10V
						55°	2970lm	1502lm	DALI
	30W	34V	700mA	90	4000K	15°	3018lm	1980lm	ON-OFF
						20°	3018lm	1890lm	TRIAC
						30°	3018lm	1703lm	1-10V
						55°	3018lm	1526lm	DALI



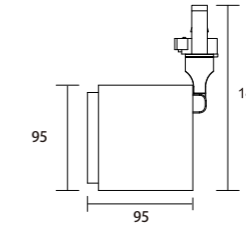
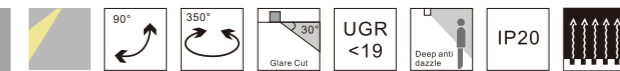
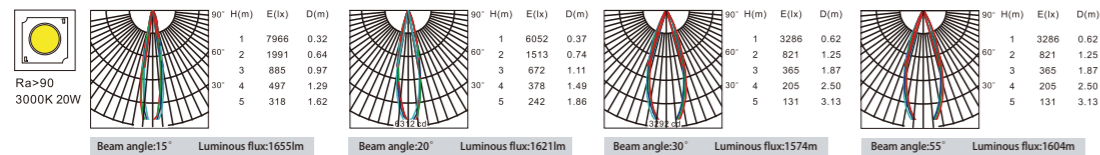
KAS-TL18L-C-95

KAS-TL18L-C-95




Honeycomb Filter Stripped Glass Fabric Glass

Model	Power	LED voltage	LED Current	CRI	CCT	Beam Angle	LED Output	System output	Dimming Type
KAS-TL18L-C-9520	20W	34V	500mA	90	2700K	15°	2038lm	1590lm	ON-OFF DALI
						20°	2038lm	1557lm	
						30°	2038lm	1512lm	
						55°	2038lm	1541lm	
	20W	34V	500mA	90	3000K	15°	2121lm	1655lm	ON-OFF DALI
						20°	2121lm	1621lm	
						30°	2121lm	1574lm	
						55°	2121lm	1604lm	
	20W	34V	500mA	90	4000K	15°	2155lm	1681lm	ON-OFF DALI
						20°	2155lm	1814lm	
						30°	2155lm	1599lm	
						55°	2155lm	1629lm	



Honeycomb Filter Stripped Glass Fabric Glass

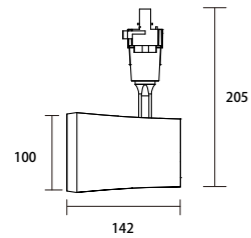
Model	Power	LED voltage	LED Current	CRI	CCT	Beam Angle	LED Output	System output	Dimming Type
KAS-TL18L-C-9530	30W	34V	700mA	90	2700K	15°	2853lm	2081lm	ON-OFF DALI
						20°	2853lm	2145lm	
						30°	2853lm	1981lm	
						55°	2853lm	2012lm	
	30W	34V	700mA	90	3000K	15°	2970lm	2167lm	ON-OFF DALI
						20°	2970lm	2061lm	
						30°	2970lm	2063lm	
						55°	2970lm	2095lm	
	30W	34V	700mA	90	4000K	15°	3018lm	2202lm	ON-OFF DALI
						20°	3018lm	2094lm	
						30°	3018lm	2096lm	
						55°	3018lm	2128lm	



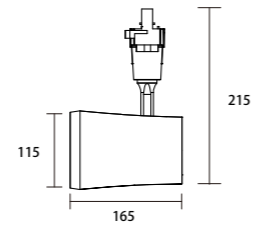
TL13 Series



KAS-TL13-A-10
Power:20W/30W
Diameter:100mm



KAS-TL13-A-11
Power:35W/40W
Diameter: 115mm



TL13 Series

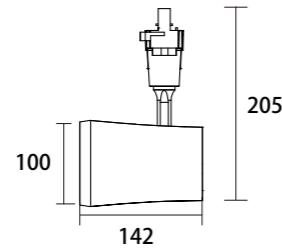
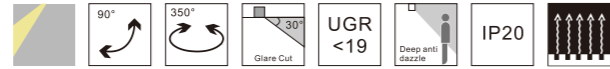
Model	KAS-TL13R-A-10	KAS-TL13R-A-11	KAS-TL13R-A-10	KAS-TL13R-A-11
Product Photo				
Dimension(mm)				
Wattage	20W/30W	35W/40W	20W/30W	35W/40W
CCT	3000K/3500K/4000K	3000K/3500K/4000K	3000K/3500K/4000K	3000K/3500K/4000K
CRI	>90	>90	>90	>90
Beam Angle	20° /24° /30° /36°	15° /20° /30° /40° /46°	20° /24° /30° /36°	15° /20° /30° /40° /46°
Lumen	2038-2935LM	3246-4100LM	2038-2935LM	3246-4100LM
IP	IP20	IP20	IP20	IP20
Dimming	TRIAC/ 1-10V/DALI	TRIAC/ 1-10V/DALI	TRIAC/ 1-10V/DALI	TRIAC/ 1-10V/DALI
Accessory	Honeycomb Filter St ripped Glass Fabric Glass	Honeycomb Filter St ripped Glass Fabric Glass	Honeycomb Filter St ripped Glass Fabric Glass	Honeycomb Filter St ripped Glass Fabric Glass
Installation	1-phase track 2-phase track 3-phase track	1-phase track 2-phase track 3-phase track	1-phase track 2-phase track 3-phase track	1-phase track 2-phase track 3-phase track
Colour	Black/White	Black/White	Black/White	Black/White

Optical Accessories



Honeycomb Filter St ripped Glass Fabric Glass

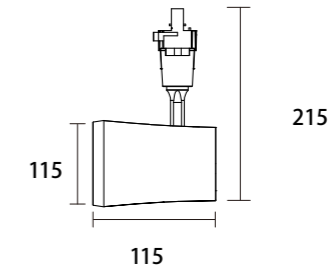
KAS-TL13R-A-10



Honeycomb Filter Stripped Glass Fabric Glass

Model	Power	LED voltage	LED Current	CRI	CCT	Beam Angle	LED Output	System output	Dimming Type
KAS-TL13R-A-1020	20W	34V	500mA	90	2700K	20°	2254lm	2216lm	ON-OFF
						24°	2254lm	2117lm	TRIAC
						30°	2254lm	2075lm	1-10V
						36°	2254lm	2038lm	DALI
	20W	34V	500mA	90	3000K	20°	2326lm	2287lm	ON-OFF
						24°	2326lm	2185lm	TRIAC
						30°	2326lm	2142lm	1-10V
						36°	2326lm	2104lm	DALI
	20W	34V	500mA	90	4000K	20°	2416lm	2375lm	ON-OFF
						24°	2416lm	2269lm	TRIAC
						30°	2416lm	2224lm	1-10V
						36°	2416lm	2185lm	DALI
KAS-TL13R-A-1030	30W	34V	700mA	90	2700K	20°	3253lm	2506lm	ON-OFF
						24°	3253lm	2792lm	TRIAC
						30°	3253lm	2756lm	1-10V
						36°	3253lm	2678lm	DALI
	30W	34V	700mA	90	3000K	20°	3370lm	2597lm	ON-OFF
						24°	3370lm	2893lm	TRIAC
						30°	3370lm	2856lm	1-10V
						36°	3370lm	2775lm	DALI
	30W	34V	700mA	90	4000K	20°	3420lm	2635lm	ON-OFF
						24°	3420lm	2935lm	TRIAC
						30°	3420lm	2898lm	1-10V
						36°	3420lm	2816lm	DALI

KAS-TL13R-A-11



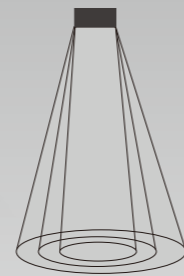
Honeycomb Filter Stripped Glass Fabric Glass

Model	Power	LED voltage	LED Current	CRI	CCT	Beam Angle	LED Output	System output	Dimming Type
KAS-TL13R-A-1135	35W	34V	800mA	90	2700K	15°	3470lm	3389lm	ON-OFF
						24°	3470lm	3246lm	TRIAC
						30°	3470lm	3284lm	1-10V
						40°	3470lm	3282lm	DALI
	35W	34V	800mA	90	3000K	15°	3583lm	3500lm	ON-OFF
						24°	3583lm	3352lm	TRIAC
						30°	3583lm	3391lm	1-10V
						45°	3583lm	3353lm	DALI
	35W	34V	800mA	90	4000K	15°	3728lm	3641lm	ON-OFF
						24°	3728lm	3487lm	TRIAC
						30°	3728lm	3528lm	1-10V
						45°	3728lm	3488lm	DALI
KAS-TL13R-A-1140	40W	34V	900mA	90	2700K	15°	4210lm	4031lm	ON-OFF
						24°	4210lm	3742lm	TRIAC
						30°	4210lm	3808lm	1-10V
						40°	4210lm	3801lm	DALI
	40W	34V	900mA	90	3000K	15°	4353lm	4168lm	ON-OFF
						24°	4353lm	3870lm	TRIAC
						30°	4353lm	3938lm	1-10V
						40°	4353lm	3931lm	DALI
	40W	34V	900mA	90	4000K	15°	4533lm	4348lm	ON-OFF
						24°	4533lm	4030lm	TRIAC
						30°	4533lm	4100lm	1-10V
						45°	4533lm	4049lm	DALI

TL19 Series



Stepless zoomable



15°- 50° Adjustable Beam Angle

Focusing adjustable from 15° to 50°. High-purity aluminum heat sink, good for heat dissipation, low luminous decay, and long lifespan. Dimmable and CCT changeable. High light efficiency and high transmittance, greatly improving whole light effect. Application including shopping mall, exhibition hall, bar, store, museum and gallery for lighting and decoration.

TL19 Series



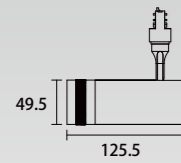
- Top brand high lumen COB LED, luminous efficiency of the whole lighting fixture can be above 85lm/w.
- Horizontal rotation 350° and vertical tilt 90°, achieving precise spotting angle.
- Anti-glare designed lamp body.
- To adjust the beam angle from 15°-55° via rotation.
- Use high quality die-casting aluminium heat sink with convection cooling method, cooling fast to low down luminous decay efficiently.

TL13 Series



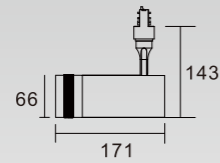
KAS-TL9-A-50

Power: 7W
Diameter: 50mm



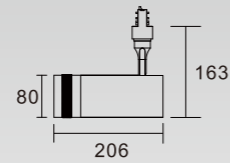
KAS-TL19-A-66

Power: 9W/13W
Diameter: 66mm



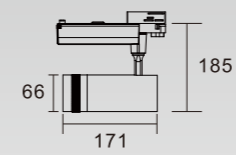
KAS-TL19-A-80

Power: 20W/25W
Diameter: 80mm



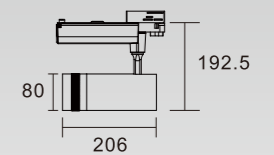
KAS-TL19-B-66

Power: 9W/13W
Diameter: 66mm



KAS-TL19-B-80

Power: 25W/30W
Diameter: 80mm

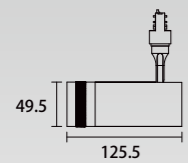


TL19 Series



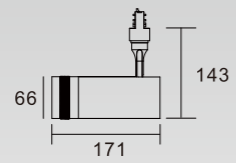
KAS-TL9-A-50

Power: 9W/13W
Diameter: 66mm



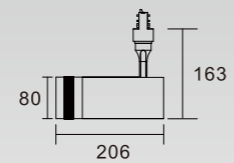
KAS-TL19-A-66

Power: 9W/13W
Diameter: 66mm



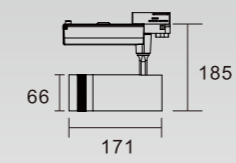
KAS-TL19-A-80

Power: 20W/25W
Diameter: 80mm



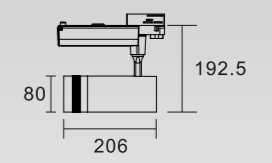
KAS-TL19-B-66

Power: 9W/13W
Diameter: 66mm



KAS-TL19-B-80

Power: 25W/30W
Diameter: 80mm

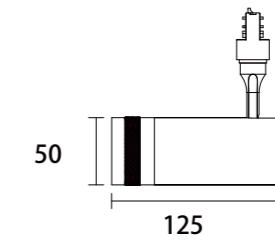
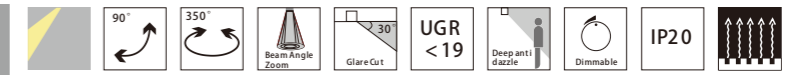


TL19 Series

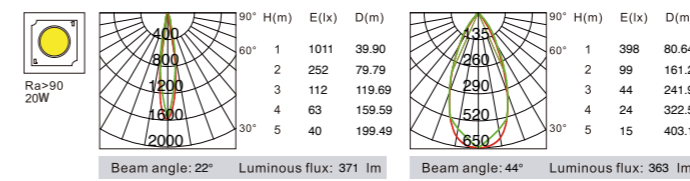
Model	KAS-TL19-A-50	KAS-TL19-A-66	KAS-TL19-A-80	KAS-TL19-B-66	KAS-TL19-B-80		KAS-TL19-A-66	KAS-TL19-A-80	KAS-TL19-B-66	KAS-TL19-B-80
Product Photo										
Dimension(mm)										
Wattage	7W	9W/13W	20W/25W	9W/13W	25W/30W		9W/13W	20W/25W	9W/13W	25W/30W
CCT	3000K/3500K/4000K	3000K/3500K/4000K	3000K/3500K/4000K	3000K/3500K/4000K	3000K/3500K/4000K		3000K/3500K/4000K	3000K/3500K/4000K	3000K/3500K/4000K	3000K/3500K/4000K
CRI	>90	>90	>90	>90	>90		>90	>90	>90	>90
Beam Angle	15° -50°	15° -50°	15° -50°	15° -50°	15° -50°		15° -50°	15° -50°	15° -50°	15° -50°
Lumen	616-992LM	616-992LM	1325-1873LM	616-992LM	1483-2482LM		616-992LM	1325-1873LM	616-992LM	1483-2482LM
IP	IP20	IP20	IP20	IP20	IP20		IP20	IP20	IP20	IP20
Dimming	TRIAC	TRIAC	TRIAC	TRIAC/1-10V/DALI	TRIAC/1-10V/DALI		TRIAC	TRIAC	TRIAC/1-10V/DALI	TRIAC/1-10V/DALI
Installation	1-phase track 2-phase track 3-phase track	1-phase track 2-phase track 3-phase track	1-phase track 2-phase track 3-phase track	1-phase track 2-phase track 3-phase track L6+DALI track	1-phase track 2-phase track 3-phase track L6+DALI track		1-phase track 2-phase track 3-phase track	1-phase track 2-phase track 3-phase track	1-phase track 2-phase track 3-phase track L6+DALI track	1-phase track 2-phase track 3-phase track L6+DALI track
Colour	Black/White	Black/White	Black/White	Black/White	Black/White		Black/White	Black/White	Black/White	Black/White

TL19 Series

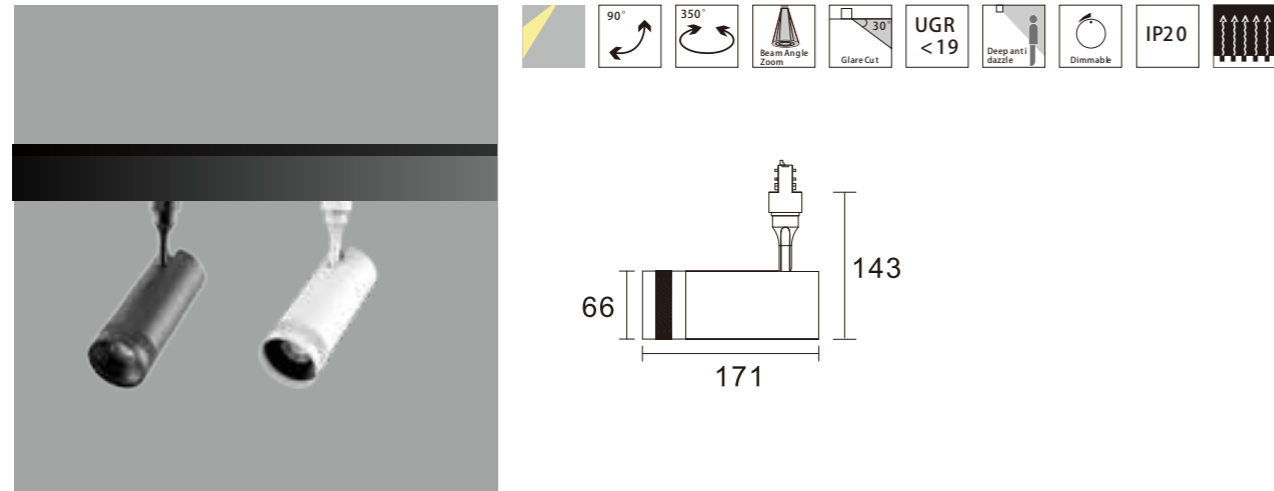
KAS-TL19-A-50



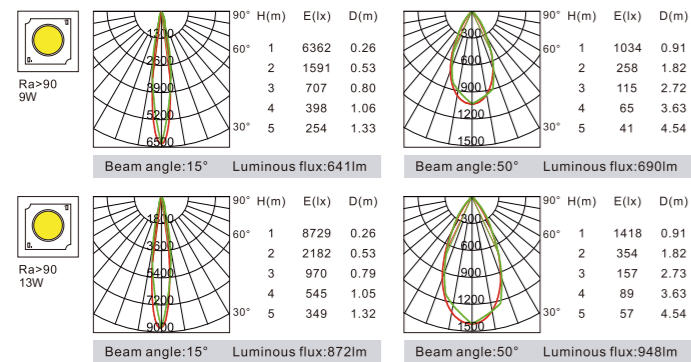
Model	Power	LED voltage	LED Current	CRI	CCT	Beam Angle	LED Output	System output	Dimming Type
KAS-TL19-A-5007	7W	36V	150mA	90	2700K	20° -45°	595lm	351lm 351lm	ON-OFF TRIAC
	7W	36V	150mA	90	3000K	20° -45°	627lm	371lm 371lm	ON-OFF TRIAC
	7W	36V	150mA	90	4000K	20° -45°	677lm	399lm 399lm	ON-OFF TRIAC



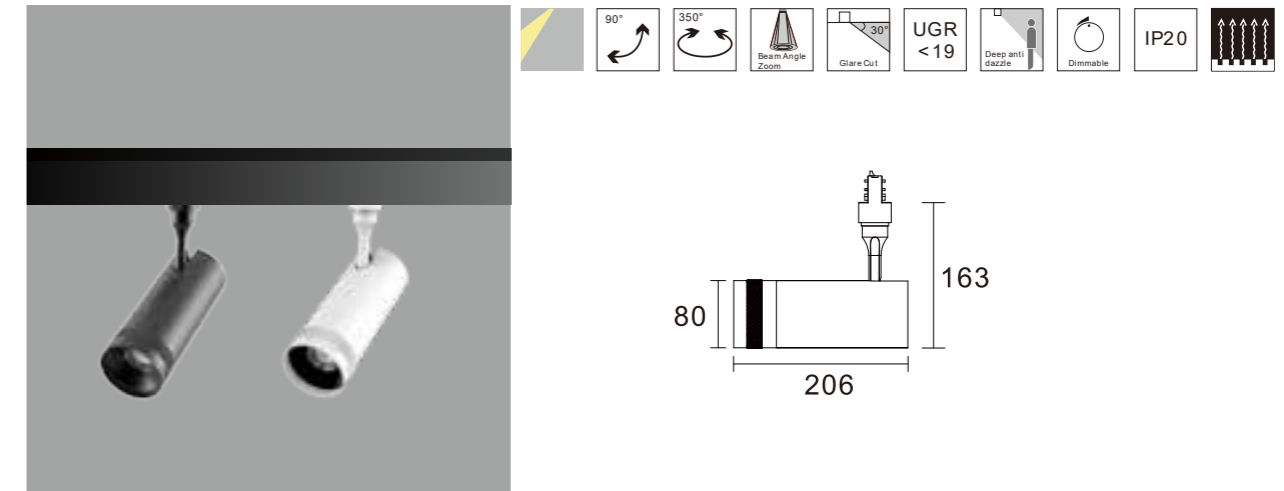
KAS-TL19-A-66



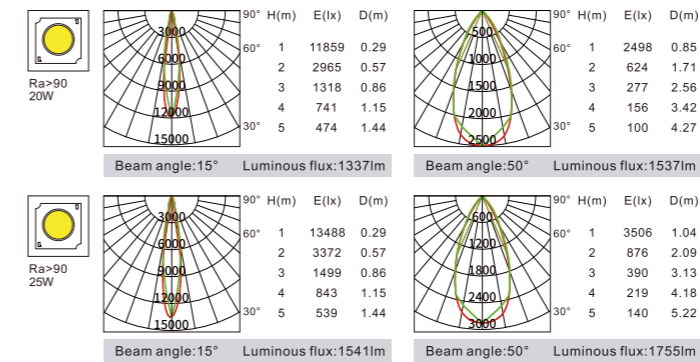
Model	Power	LED voltage	LED Current	CRI	CCT	Beam Angle	LED Output	System output	Dimming Type
KAS-TL19-A-6609	9W	32V	250mA	90	2700K	15° -50°	1097lm 1097lm	616lm 663lm	ON-OFF TRIAC
	9W	32V	250mA	90	3000K	15° -50°	1148lm 1148lm	491lm 540lm	ON-OFF TRIAC
	9W	36V	250mA	90	4000K	15° -50°	1182lm 1182lm	520lm 572lm	ON-OFF TRIAC
KAS-TL19-A-6613	13W	32V	350mA	90	2700K	15° -50°	1368lm 1368lm	689lm 773lm	ON-OFF TRIAC
	13W	32V	350mA	90	3000K	15° -50°	1433lm 1433lm	722lm 798lm	ON-OFF TRIAC
	13W	32V	350mA	90	4000K	15° -50°	1514lm 1514lm	762lm 842lm	ON-OFF TRIAC



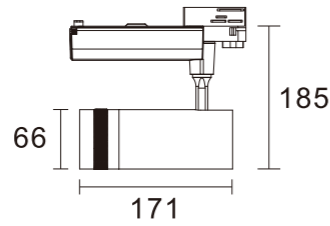
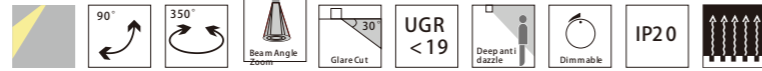
KAS-TL19-A-80



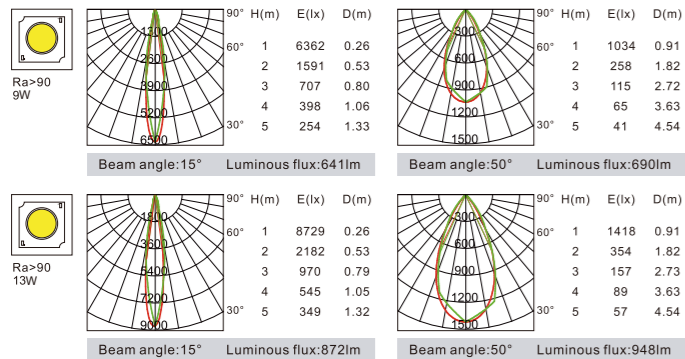
Model	Power	LED voltage	LED Current	CRI	CCT	Beam Angle	LED Output	System output	Dimming Type
KAS-TL19-A-8020	20W	36V	500mA	90	2700K	15° -50°	1854lm 1854lm	1325lm 1479lm	ON-OFF TRIAC
	20W	36V	500mA	90	3000K	15° -50°	1926lm 1926lm	1377lm 1537lm	ON-OFF TRIAC
	20W	36V	500mA	90	4000K	15° -50°	2016lm 2016lm	1441lm 1608lm	ON-OFF TRIAC
KAS-TL19-A-8025	25W	36V	600mA	90	2700K	15° -50°	2225lm 2225lm	1483lm 1689lm	ON-OFF TRIAC
	25W	36V	600mA	90	3000K	15° -50°	2311lm 2311lm	1541lm 1755lm	ON-OFF TRIAC
	25W	36V	600mA	90	4000K	15° -50°	2419lm 2419lm	1613lm 1837lm	ON-OFF TRIAC



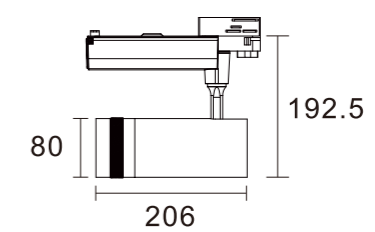
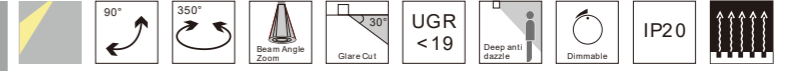
KAS-TL19-B-66



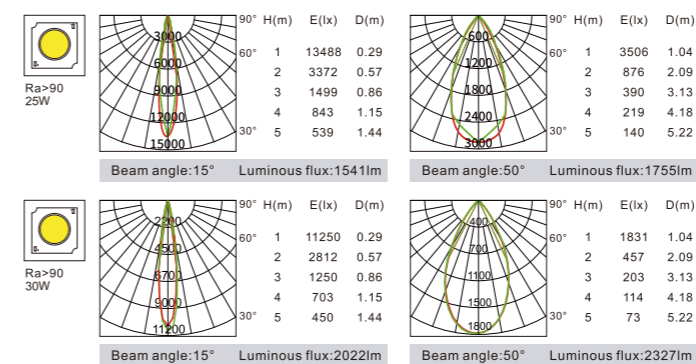
Model	Power	LED voltage	LED Current	CRI	CCT	Beam Angle	LED Output	System output	Dimming Type
KAS-TL19-B-6609	9W	32V	250mA	90	2700K	15° -50°	1097lm 1097lm	616lm 663lm	ON-OFF TRIAC
	9W	32V	250mA	90	3000K	15° -50°	1148lm 1148lm	491lm 540lm	ON-OFF TRIAC
	9W	36V	250mA	90	4000K	15° -50°	1182lm 1182lm	520lm 572lm	ON-OFF TRIAC
KAS-TL19-B-6613	13W	32V	350mA	90	2700K	15° -50°	1368lm 1368lm	689lm 773lm	ON-OFF TRIAC
	13W	32V	350mA	90	3000K	15° -50°	1433lm 1433lm	722lm 798lm	ON-OFF TRIAC
	13W	32V	350mA	90	4000K	15° -50°	1514lm 1514lm	762lm 842lm	ON-OFF TRIAC




KAS-TL19-B-80



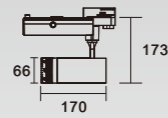
Model	Power	LED voltage	LED Current	CRI	CCT	Beam Angle	LED Output	System output	Dimming Type
KAS-TL19-B-8025	25W	36V	600mA	90	2700K	15° -50°	2225lm 2225lm	1483lm 1689lm	ON-OFF TRIAC 1-10V DALI
	25W	36V	600mA	90	3000K	15° -50°	2311lm 2311lm	1541lm 1755lm	ON-OFF TRIAC 1-10V DALI
	25W	36V	600mA	90	4000K	15° -50°	2419lm 2419lm	1613lm 1837lm	ON-OFF TRIAC 1-10V DALI
KAS-TL19-B-8030	30W	36V	700mA	90	2700K	15° -50°	2595lm 2595lm	1946lm 2283lm	ON-OFF TRIAC 1-10V DALI
	30W	36V	700mA	90	3000K	15° -50°	2696lm 2696lm	2022lm 2372lm	ON-OFF TRIAC 1-10V DALI
	30W	36V	700mA	90	4000K	15° -50°	2822lm 2822lm	2116lm 2482lm	ON-OFF TRIAC 1-10V DALI



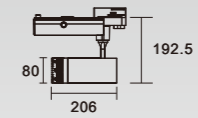
TL19 Series







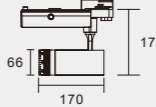
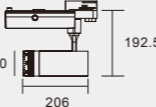
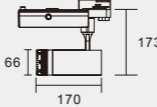
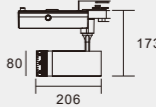
KAS-TL19-C-66
Power: 9W/13W
Diameter: 66mm



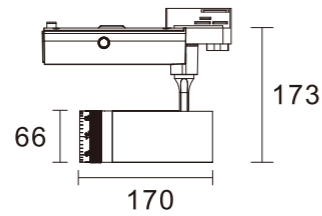
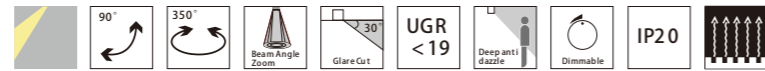
KAS-TL19-C-80
Power: 25W/30W
Diameter: 80mm



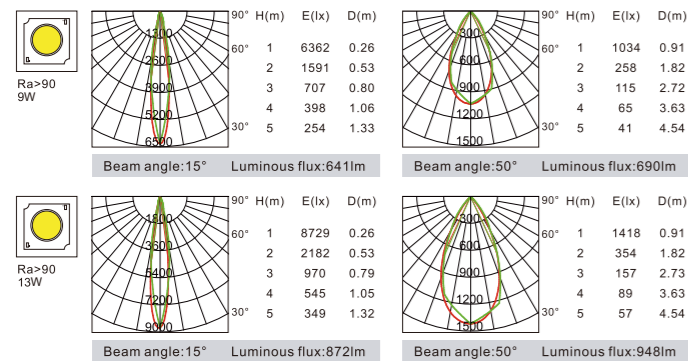
TL19 Series individual dimming

Model	KAS-TL19-C-66	KAS-TL19-C-80	KAS-TL19-C-66	KAS-TL19-C-80
Product Photo				
Dimension(mm)				
Wattage	9W/13W	25W/30W	9W/13W	25W/30W
CCT	3000K/3500K/4000K	3000K/3500K/4000K	3000K/3500K/4000K	3000K/3500K/40
CR	>90	>90	>90	>90
Beam Angle	15°-50 °	15°-50 °	15°-50 °	15°-50 °
Lumen	690-950LM	1800-2250LM	690-950LM	1800-2250LM
IP	IP20	IP20	IP20	IP20
Dimming	1-10V	1-10V	1-10V	1-10V
Installation	1-phase track 2-phase track 3-phase track L6+ DALI track	1-phase track 2-phase track 3-phase track L6+ DALI track	1-phase track 2-phase track 3-phase track L6+ DALI track	1-phase track 2-phase track 3-phase track L6+ DALI track
Colour	Black/White	Black/White	Black/White	Black/White

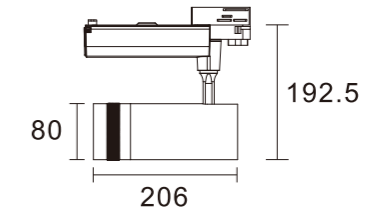
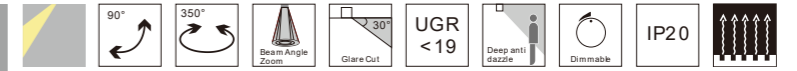
KAS-TL19-C-66



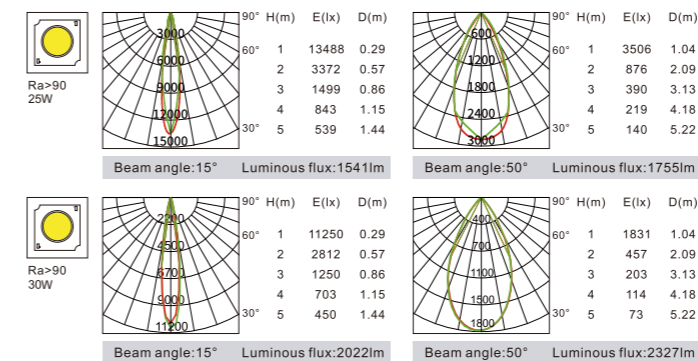
Model	Power	LED voltage	LED Current	CRI	CCT	Beam Angle	LED Output	System output	Dimming Type
KAS-TL19-C-6609	9W	32V	250mA	90	2700K	15° -50°	1097lm 1097lm	616lm 663lm	ON-OFF TRIAC
	9W	32V	250mA	90	3000K	15° -50°	1148lm 1148lm	491lm 540lm	ON-OFF TRIAC
	9W	36V	250mA	90	4000K	15° -50°	1182lm 1182lm	520lm 572lm	ON-OFF TRIAC
KAS-TL19-C-6613	13W	32V	350mA	90	2700K	15° -50°	1368lm 1368lm	689lm 773lm	ON-OFF TRIAC
	13W	32V	350mA	90	3000K	15° -50°	1433lm 1433lm	722lm 798lm	ON-OFF TRIAC
	13W	32V	350mA	90	4000K	15° -50°	1514lm 1514lm	762lm 842lm	ON-OFF TRIAC



KAS-TL19-C-80



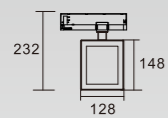
Model	Power	LED voltage	LED Current	CRI	CCT	Beam Angle	LED Output	System output	Dimming Type
KAS-TL19-C-8025	25W	36V	600mA	90	2700K	15° 50°	2225lm 2225lm	1483lm 1689lm	1-10V
	25W	36V	600mA	90	3000K	15° 50°	2311lm 2311lm	1541lm 1755lm	1-10V
	25W	36V	600mA	90	4000K	15° 50°	2419lm 2419lm	1613lm 1837lm	1-10V
KAS-TL19-C-8030	30W	36V	700mA	90	2700K	15° 50°	2595lm 2595lm	1946lm 2283lm	1-10V
	30W	36V	700mA	90	3000K	15° 50°	2696lm 2696lm	2022lm 2372lm	1-10V
	30W	36V	700mA	90	4000K	15° 50°	2822lm 2822lm	2116lm 2482lm	1-10V



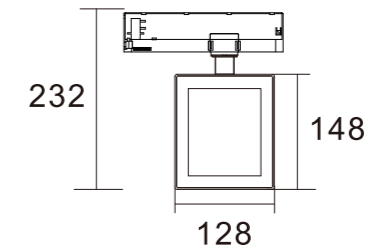
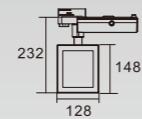
KAS-TL25



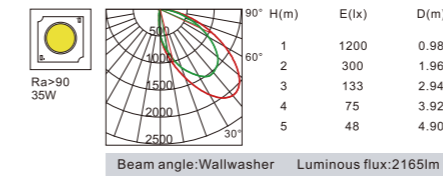
KAS-TL25-A-15



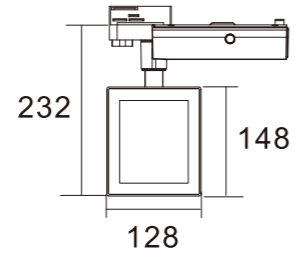
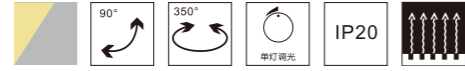
KAS-TL25-B-15



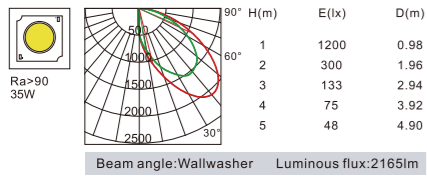
Model	Power	LED voltage	LED Current	CRI	CCT	Beam Angle	LED Output	System output	Dimming Type
KAS-TL25-A-1535	35W	36V	800mA	90	2700K	Wall washer	2084lm	2966lm	ON-OFF TRIAC 1-10V DALI
	35W	36V	800mA	90	3000K	Wall washer	2165lm	3081lm	ON-OFF TRIAC 1-10V DALI
	35W	36V	800mA	90	4000K	Wall washer	2266lm	3225lm	ON-OFF TRIAC 1-10V DALI



KAS-TL25-B-15



Model	Power	LED voltage	LED Current	CRI	CCT	Beam Angle	LED Output	System output	Dimming Type
KAS-TL25-B-1535	35W	36V	800mA	90	2700K	Wall washer	2084lm	2966lm	1-10V
	35W	36V	800mA	90	3000K	Wall washer	2165lm	3081lm	1-10V
	35W	36V	800mA	90	4000K	Wall washer	2266lm	3225lm	1-10V



Titans T1 Series



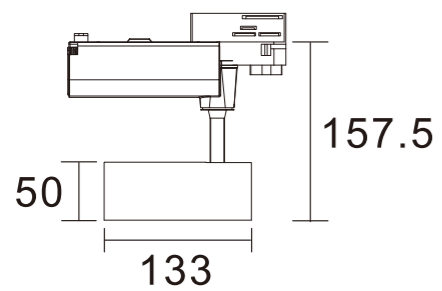
T1 Series Spotlight

Titans T1 Series



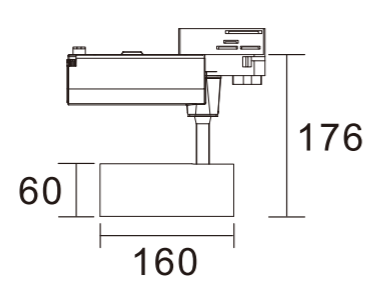
KS-T1-A-50

Power: 7W/12W
Diameter: 50mm



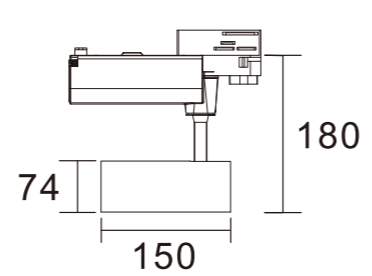
KS-T1-A-66

Power: 15W/20W
Diameter: 60mm



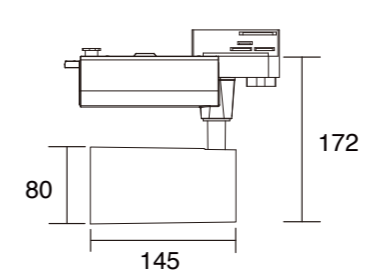
KS-T1-A-74

Power: 25W/30W
Diameter: 74mm



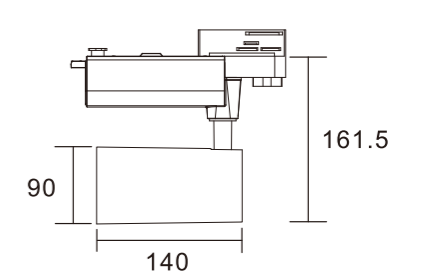
KS-T1-A-80

Power: 35W/40W
Diameter: 90mm




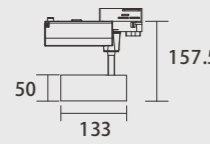
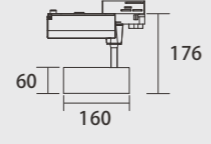
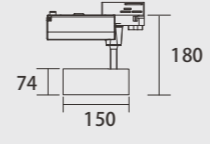
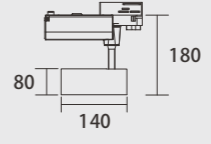
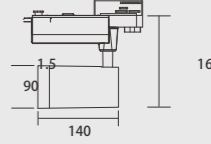


KS-T1-A-90

Power: 35W/40W
Diameter: 90mm



Titans T1 Series






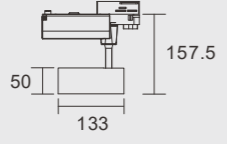
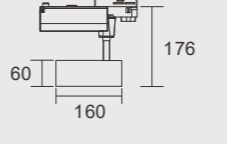
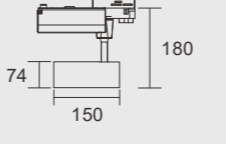
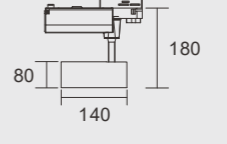
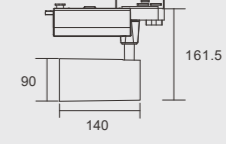
Model	KS-T1-A-50	KS-T1-A-66		KS-T1-A-74	KS-T1-A-80	KS-T1-A-90
Product Photo						
Dimension(mm)						
Wattage	7W/12W	15W/20W		25W/30W	35W/40W	35W/40W
CCT	3000K/3500K/4000K	3000K/3500K/4000K		3000K/3500K/4000K	3000K/3500K/4000K	3000K/3500K/4000K
CRI	>90	>90		>90	>90	>90
Beam Angle	18°/24°/36°/50°	12°/18°/22°/36°		15°/24°/36°	15°/24°/36°	15°/24°/36°
Lumen	480-806LM	1154-1885LM		2041-2633LM	2041-2633LM	2053-3688LM
IP	IP20	IP20		IP20	IP20	IP20
Dimming	TRI AC/1-10V/DALI	TRI AC/1-10V/DALI		TRI AC/1-10V/DALI	TRI AC/1-10V/DALI	TRI AC/1-10V/DALI
Accessory	Honeycomb Filter Stripped Glass Fabric Glass	Honeycomb Filter Stripped Glass Fabric Glass		Honeycomb Filter Stripped Glass Fabric Glass	Honeycomb Filter Stripped Glass Fabric Glass	Honeycomb Filter Stripped Glass Fabric Glass
Installation	1-phase track 2-phase track 3-phase track	1-phase track 2-phase track 3-phase track		1-phase track 2-phase track 3-phase track	1-phase track 2-phase track 3-phase track	1-phase track 2-phase track 3-phase track
Colour	Black/White	Black/White		Black/White	Black/White	Black/White

Optical Accessories



Honeycomb Filter Stripped Glass Fabric Glass

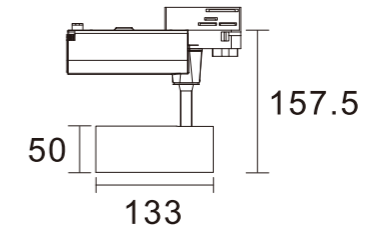
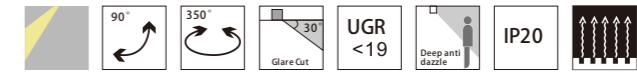
Titans T1 Series

Model	KS-T1-A-50	KS-T1-A-66		KS-T1-A-74	KS-T1-A-80	KS-T1-A-90
Product Photo						
Dimension (mm)						
Watt age	7W/12W	15W/20W		25W/30W	35W/40W	35W/40W
CCT	3000K/3500K/4000K	3000K/3500K/4000K		3000K/3500K/4000K	3000K/3500K/4000K	3000K/3500K/4000K
CRI	>90	>90		>90	>90	>90
Beam Angle	18°/24°/36°/50°	12°/18°/22°/36°		15°/24°/36°	15°/24°/36°	15°/24°/36°
Lumen	480-806LM	1154-1885LM		2041-2633LM	2041-2633LM	2053-3688LM
IP	IP 20	IP 20		IP 20	IP 20	IP 20
Dimming	TRI AC/1-10V/DALI	TRI AC/1-10V/DALI		TRI AC/1-10V/DALI	TRI AC/1-10V/DALI	TRI AC/1-10V/DALI
Accessory	Honeycomb Filter Stripped Glass Fabric Glass	Honeycomb Filter Stripped Glass Fabric Glass		Honeycomb Filter Stripped Glass Fabric Glass	Honeycomb Filter Stripped Glass Fabric Glass	Honeycomb Filter Stripped Glass Fabric Glass
Installation	1-phase track 2-phase track 3-phase track	1-phase track 2-phase track 3-phase track		1-phase track 2-phase track 3-phase track	1-phase track 2-phase track 3-phase track	1-phase track 2-phase track 3-phase track
Colour	Black/White	Black/White		Black/White	Black/White	Black/White

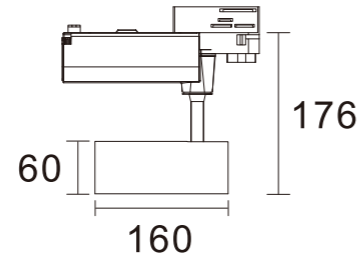
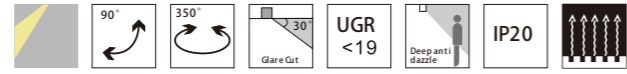
Optical Accessories



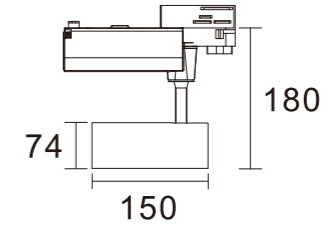
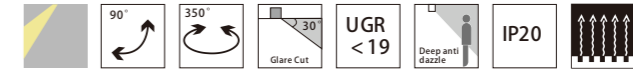
Honeycomb Filter Stripped Glass Fabric Glass



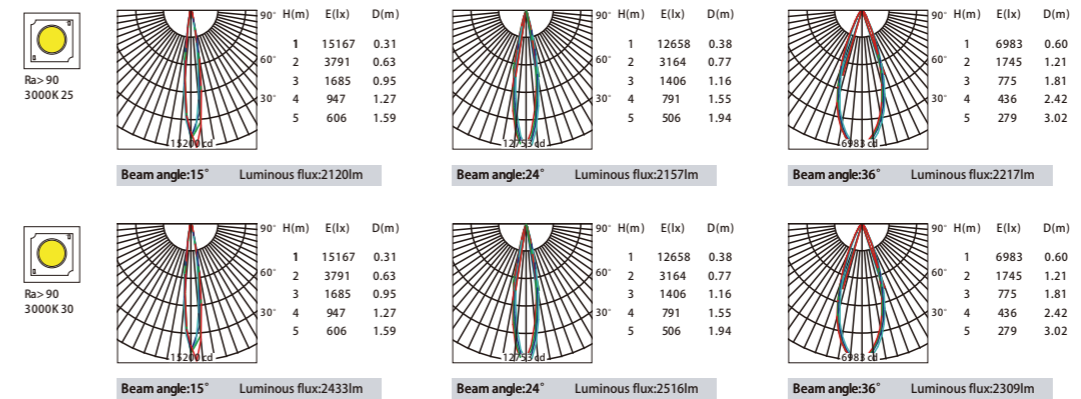
Model	Power	LED voltage	LED Current	CRI	CCT	Beam Angle	LED Output	System output	Dimming Type
KS-T1-A-5007	7W	36V	200mA	90	2700K	18°	556lm	498lm	ON-OFF
						24°	556lm	508lm	TRIAC
						36°	556lm	505lm	1-10V
	7W	36V	200mA	90	3000K	50°	556lm	503lm	DALI
						18°	577lm	497lm	ON-OFF
						24°	577lm	528lm	TRIAC
	7W	36V	200mA	90	4000K	36°	577lm	525lm	1-10V
						50°	577lm	522lm	DALI
						18°	604lm	831lm	ON-OFF
KS-T1-A-5012	12W	36V	300mA	90	2700K	24°	604lm	552lm	TRIAC
						36°	604lm	549lm	1-10V
						50°	604lm	546lm	DALI
	12W	36V	300mA	90	3000K	18°	1112lm	860lm	ON-OFF
						24°	1112lm	906lm	TRIAC
						36°	1112lm	906lm	1-10V
	12W	36V	300mA	90	4000K	50°	1112lm	884lm	DALI
						18°	1155lm	894lm	ON-OFF
						24°	1155lm	939lm	TRIAC
12W	36V	300mA	90	4000K	36°	1155lm	939lm	1-10V	
					50°	1155lm	919lm	DALI	
					18°	1209lm	935lm	ON-OFF	
12W	36V	300mA	90	4000K	24°	1209lm	982lm	TRIAC	
					36°	1209lm	982lm	1-10V	
					50°	1209lm	961lm	DALI	

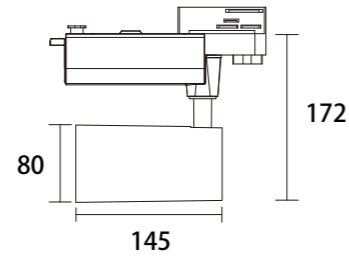
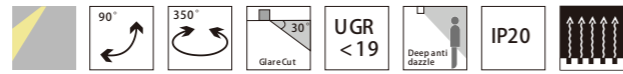


Model	Power	LED voltage	LED Current	CRI	CCT	Beam Angle	LED Output	System output	Dimming Type
KS-T1-A-6615	15W	36V	350mA	90	2700K	12°	1297lm	1118lm	ON-OFF
						18°	1297lm	1154lm	TRIAC
						22°	1297lm	1118lm	1-10V
						36°	1297lm	1158lm	DALI
	15W	36V	350mA	90	3000K	12°	1348lm	1163lm	ON-OFF
						18°	1348lm	1200lm	TRIAC
						22°	1348lm	1163lm	1-10V
						36°	1348lm	1204lm	DALI
	15W	36V	350mA	90	4000K	12°	1411lm	1217lm	ON-OFF
						18°	1411lm	1256lm	TRIAC
						22°	1411lm	1217lm	1-10V
						36°	1411lm	1260lm	DALI
KS-T1-A-6620	20W	36V	500mA	90	2700K	12°	1854lm	1503lm	ON-OFF
						18°	1854lm	1646lm	TRIAC
						22°	1854lm	1624lm	1-10V
						36°	1854lm	1733lm	DALI
	20W	36V	500mA	90	3000K	12°	1926lm	1562lm	ON-OFF
						18°	1926lm	1710lm	TRIAC
						22°	1926lm	1688lm	1-10V
						36°	1926lm	1801lm	DALI
	20W	36V	500mA	90	4000K	12°	2016lm	1634lm	ON-OFF
						18°	2016lm	1789lm	TRIAC
						22°	2016lm	1766lm	1-10V
						36°	2016lm	1885lm	DALI

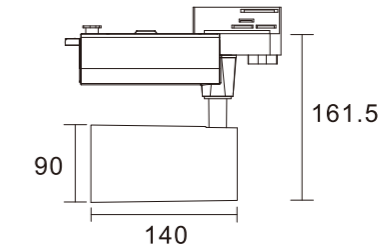
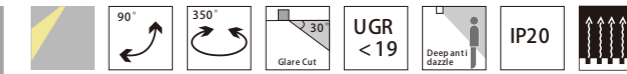
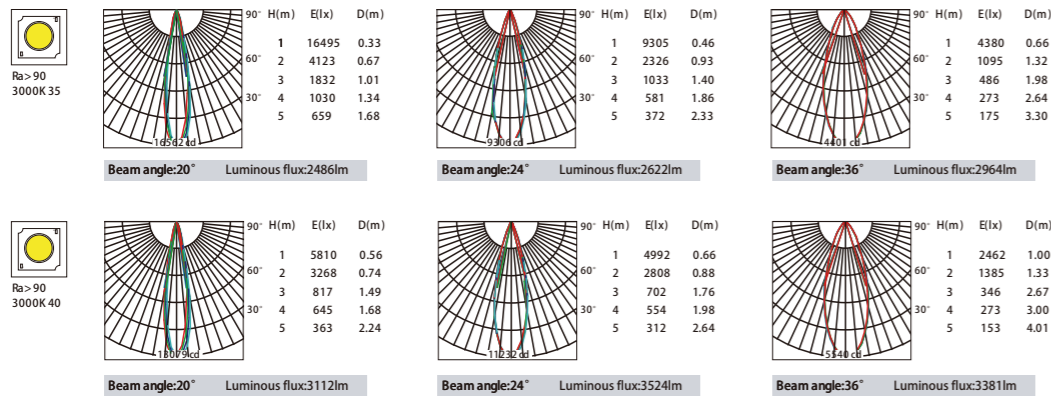


Model	Power	LED voltage	LED Current	CRI	CCT	Beam Angle	LED Output	System output	Dimming Type
KS-T1-A-7425	25W	36V	600mA	90	2700K	15°	2225lm	2041lm	ON-OFF
						24°	2225lm	2076lm	TRIAC
						36°	2225lm	2134lm	1-10V
						36°	2225lm	2134lm	DALI
	25W	36V	600mA	90	3000K	15°	2311lm	2120lm	ON-OFF
						24°	2311lm	2157lm	TRIAC
						36°	2311lm	2217lm	1-10V
						36°	2311lm	2217lm	DALI
	25W	36V	600mA	90	4000K	15°	2419lm	2213lm	ON-OFF
						24°	2419lm	2257lm	TRIAC
						36°	2419lm	2320lm	1-10V
						36°	2419lm	2320lm	DALI
KS-T1-A-7430	30W	36V	800mA	90	2700K	15°	2595lm	2341lm	ON-OFF
						24°	2595lm	2421lm	TRIAC
						36°	2595lm	2222lm	1-10V
						36°	2595lm	2222lm	DALI
	30W	36V	800mA	90	3000K	15°	2696lm	2433lm	ON-OFF
						24°	2696lm	2516lm	TRIAC
						36°	2696lm	2309lm	1-10V
						36°	2696lm	2309lm	DALI
	30W	36V	800mA	90	4000K	15°	2822lm	2546lm	ON-OFF
						24°	2822lm	2633lm	TRIAC
						36°	2822lm	2633lm	1-10V
						36°	2822lm	2416lm	DALI

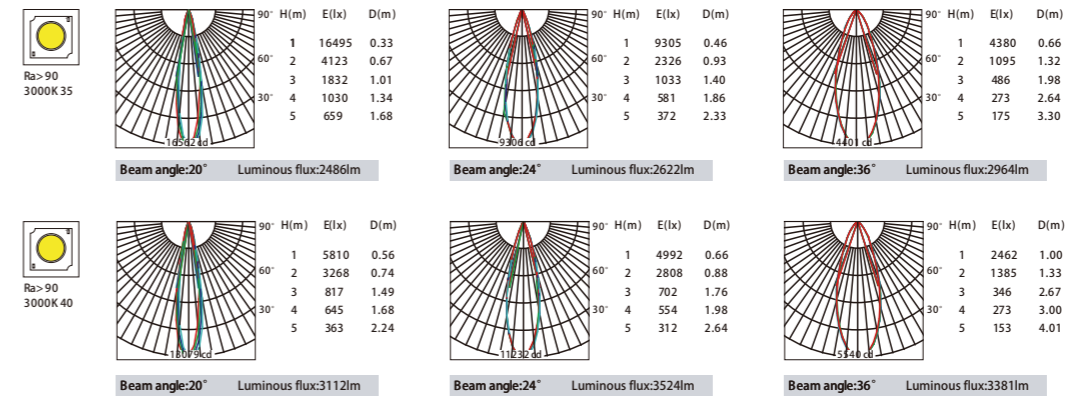




Model	Power	LED voltage	LED Current	CRI	CCT	Beam Angle	LED Output	System output	Dimming Type
KS-T1-A-8025	35W	36V	900mA	90	2700K	20°	2766lm	2193lm	ON-OFF TRIAC
						24°	2766lm	2324lm	1-10V
						36°	2766lm	1853lm	DALI
	35W	36V	900mA	90	3000K	20°	2981lm	2286lm	ON-OFF TRIAC
						24°	2981lm	2422lm	1-10V
						36°	2981lm	2764lm	DALI
	35W	36V	900mA	90	4000K	20°	3025lm	2402lm	ON-OFF TRIAC
						24°	3025lm	2544lm	1-10V
						36°	3025lm	2902lm	DALI
KS-T1-A-8030	40W	36V	1200mA	90	2700K	20°	3508lm	2795lm	ON-OFF TRIAC
						24°	3508lm	3192lm	1-10V
						36°	3508lm	3054lm	DALI
	40W	36V	1200mA	90	3000K	20°	3652lm	2912lm	ON-OFF TRIAC
						24°	3652lm	3324lm	1-10V
						36°	3652lm	3181lm	DALI
	40W	36V	1200mA	90	4000K	20°	3832lm	3057lm	ON-OFF TRIAC
						24°	3832lm	3488lm	1-10V
						36°	3832lm	3338lm	DALI



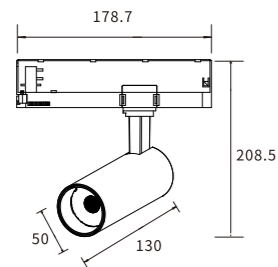
Model	Power	LED voltage	LED Current	CRI	CCT	Beam Angle	LED Output	System output	Dimming Type
KS-T1-A-9035	35W	36V	900mA	90	2700K	20°	2966lm	2393lm	ON-OFF TRIAC
						24°	2966lm	2524lm	1-10V
						36°	2966lm	2053lm	DALI
	35W	36V	900mA	90	3000K	20°	3081lm	2486lm	ON-OFF TRIAC
						24°	3081lm	2622lm	1-10V
						36°	3081lm	2964lm	DALI
	35W	36V	900mA	90	4000K	20°	3225lm	2602lm	ON-OFF TRIAC
						24°	3225lm	2744lm	1-10V
						36°	3225lm	3102lm	DALI
KS-T1-A-9040	40W	36V	1200mA	90	2700K	20°	3708lm	2995lm	ON-OFF TRIAC
						24°	3708lm	3392lm	1-10V
						36°	3708lm	3254lm	DALI
	40W	36V	1200mA	90	3000K	20°	3852lm	3112lm	ON-OFF TRIAC
						24°	3852lm	3524lm	1-10V
						36°	3852lm	3381lm	DALI
	40W	36V	1200mA	90	4000K	20°	4032lm	3257lm	ON-OFF TRIAC
						24°	4032lm	3688lm	1-10V
						36°	4032lm	3538lm	DALI



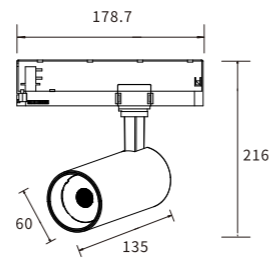
Titans T1 Series



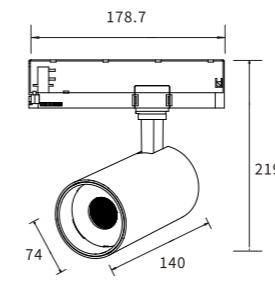
KS-T1-B-50
Power: 12W
Diameter: 50mm



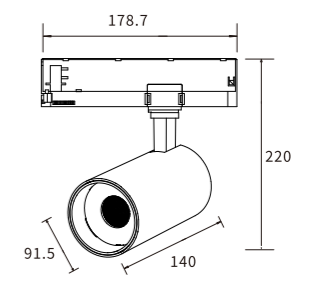
KS-T1-B-66
Power: 15W/20W
Diameter: 66mm



KS-T1-B-74
Power: 25W/30W
Diameter: 74mm



KS-T1-B-90
Power: 35W/40W
Diameter: 90mm



Titans T1 Series

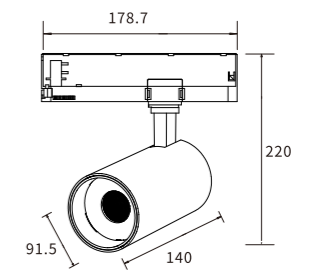
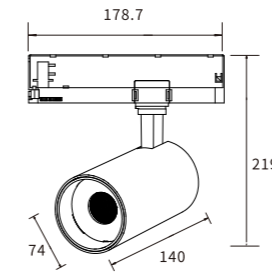
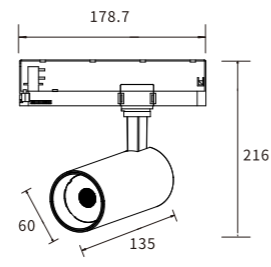
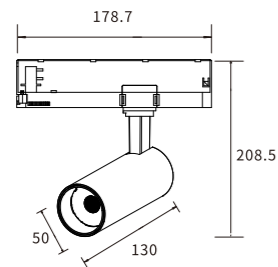


KS-T1-B-50
Power: 12W
Diameter: 50mm



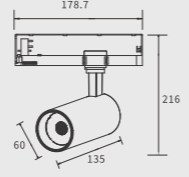
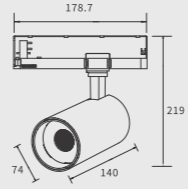
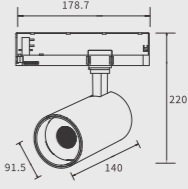
KS-T1-B-66
Power: 15W/20W
Diameter: 66mm

KS-T1-B-74
Power: 25W/30W
Diameter: 74mm


KS-T1-B-90
Power: 35W/40W
Diameter: 90mm



Titans T1 Series




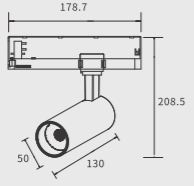
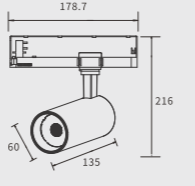
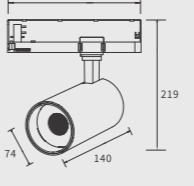
Model	KS-T1-B-5012	KS-T1-B-6615		KS-T1-B-7425	KS-T1-B-9035
Product Photo					
Dimension(mm)					
Wattage	12W	15W/20W		25W/30W	35W/40W
CCT	3000K/3500K/4000K	3000K/3500K/4000K		3000K/3500K/4000K	3000K/3500K/4000K
CRI	>90	>90		>90	>90
Beam Angle	18° /24° /36° /50°	12° /18° /22° /36°		15° /24° /36°	20° /24° /36°
Lumen	860-982LM	1018-1885LM		2041-2491LM	2053-3793LM
IP	IP 20	IP 20		IP 20	IP 20
Dimming	DALI	DALI		DALI	DALI
Accessory	Honeycomb Filter Stripped Glass Fabric Glass	Honeycomb Filter Stripped Glass Fabric Glass		Honeycomb Filter Stripped Glass Fabric Glass	Honeycomb Filter Stripped Glass Fabric Glass
Installation	1-phase track 2-phase track 3-phase track	1-phase track 2-phase track 3-phase track		1-phase track 2-phase track 3-phase track	1-phase track 2-phase track 3-phase track
Colour	Black/White	Black/White		Black/White	Black/White

Optical Accessories




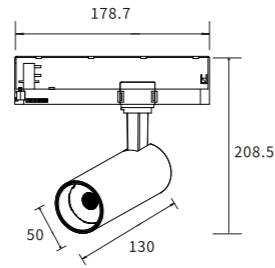
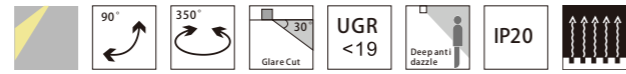

Honeycomb Filter Stripped Glass Fabric Glass

Titans T1 Series

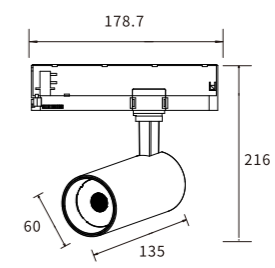
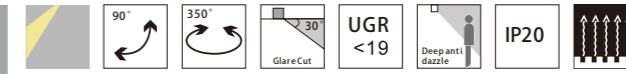

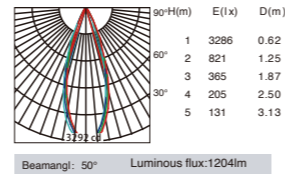
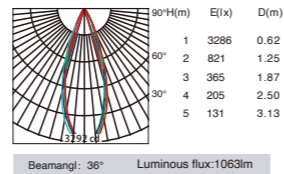
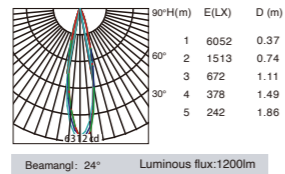
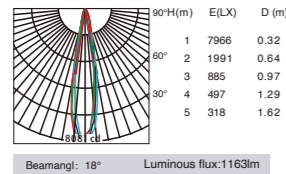
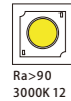
Model	KS-T1-B-5012	KS-T1-B-6615		KS-T1-B-7425	KS-T1-B-9035
Product Photo					
Dimension(mm)					
Wattage	12W	15W/20W		25W/30W	35W/40W
CCT	3000K/3500K/4000K	3000K/3500K/4000K		3000K/3500K/4000K	3000K/3500K/4000K
CRI	>90	>90		>90	>90
Beam Angle	18° /24° /36° /50°	12° /18° /22° /36°		15° /24° /36°	20° /24° /36°
Lumen	860-982LM	1018-1885LM		2041-2491LM	2053-3793LM
IP	IP 20	IP 20		IP 20	IP 20
Dimming	DALI	DALI		DALI	DALI
Accessory	Honeycomb Filter Stripped Glass Fabric Glass	Honeycomb Filter Stripped Glass Fabric Glass		Honeycomb Filter Stripped Glass Fabric Glass	Honeycomb Filter Stripped Glass Fabric Glass
Installation	1-phase track 2-phase track 3-phase track	1-phase track 2-phase track 3-phase track		1-phase track 2-phase track 3-phase track	1-phase track 2-phase track 3-phase track
Colour	Black/White	Black/White		Black/White	Black/White

Optical Accessories

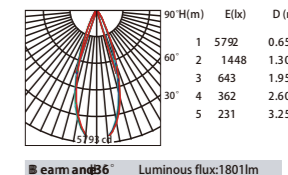
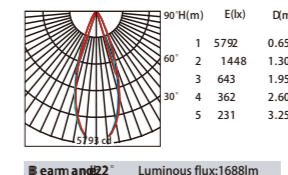
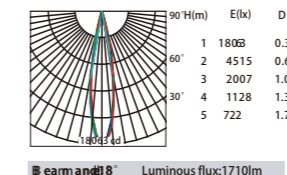
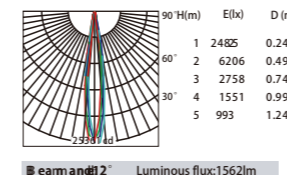
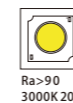
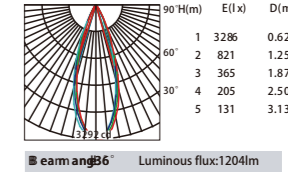
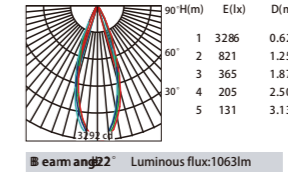
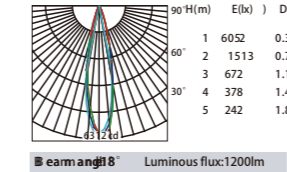
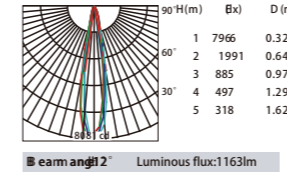
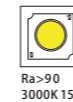


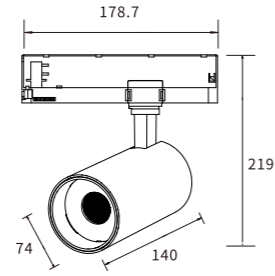
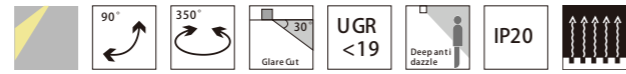


Model	Power	LED voltage	LED Current	CRI	CCT	Beam Angle	LED Output	System output	Dimming Type
KS-T1-B-5012	12W	36V	300mA	90	2700K	18°	1112lm	860lm	ON-OFF
						24°	1112lm	906lm	
						36°	1112lm	906lm	
						50°	1112lm	884lm	
						18°	1155lm	894lm	
12W	36V	300mA	90	3000K	24°	1155lm	939lm	ON-OFF	
					36°	1155lm	939lm		
					50°	1155lm	919lm		
					18°	1209lm	935lm		
					24°	1209lm	982lm		
12W	36V	300mA	90	4000K	36°	1209lm	982lm	ON-OFF	
					50°	1209lm	961lm		

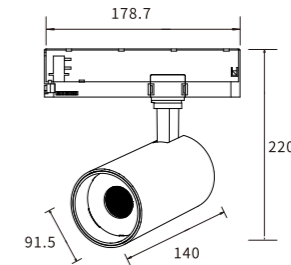
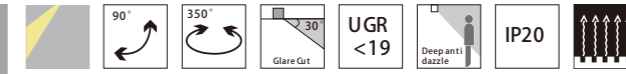
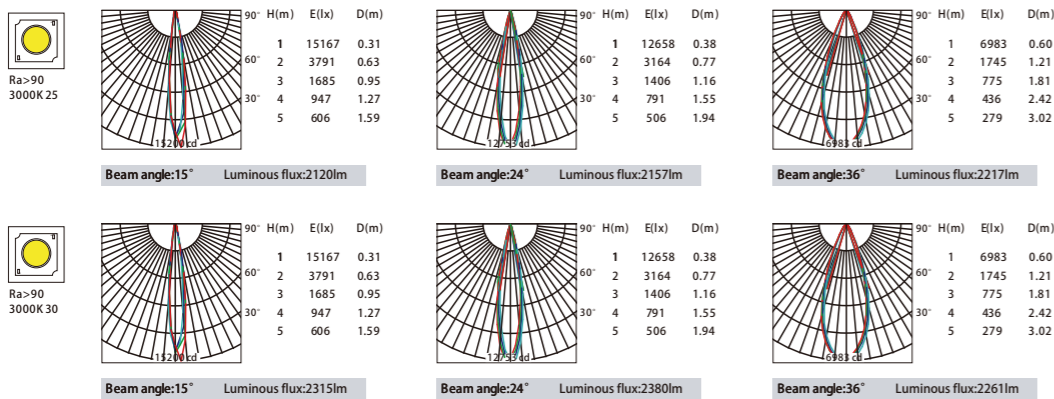


Model	Power	LED voltage	LED Current	CRI	CCT	Beam Angle	LED Output	System output	Dimming Type
KS-T1-B-6615	15W	36V	350mA	90	2700K	12°	1297lm	1118lm	ON-OFF DALI
						18°	1297lm	1154lm	
						22°	1297lm	1018lm	
						36°	1297lm	1158lm	
						12°	1348lm	1163lm	
15W	36V	350mA	90	3000K	18°	1348lm	1200lm	ON-OFF DALI	
					22°	1348lm	1063lm		
					36°	1348lm	1204lm		
					12°	1411lm	1217lm		
					18°	1411lm	1256lm		
15W	36V	350mA	90	4000K	22°	1411lm	1117lm	ON-OFF DALI	
					36°	1411lm	1260lm		
					12°	1854lm	1503lm		
KS-T1-B-6620	20W	36V	500mA	90	2700K	18°	1854lm	1646lm	ON-OFF DALI
						22°	1854lm	1624lm	
						36°	1854lm	1733lm	
						12°	1926lm	1562lm	
						18°	1926lm	1710lm	
20W	36V	500mA	90	3000K	22°	1926lm	1688lm	ON-OFF DALI	
					36°	1926lm	1801lm		
					12°	2016lm	1634lm		
20W	36V	500mA	90	4000K	18°	2016lm	1789lm	ON-OFF DALI	
					22°	2016lm	1766lm		
					36°	2016lm	1885lm		

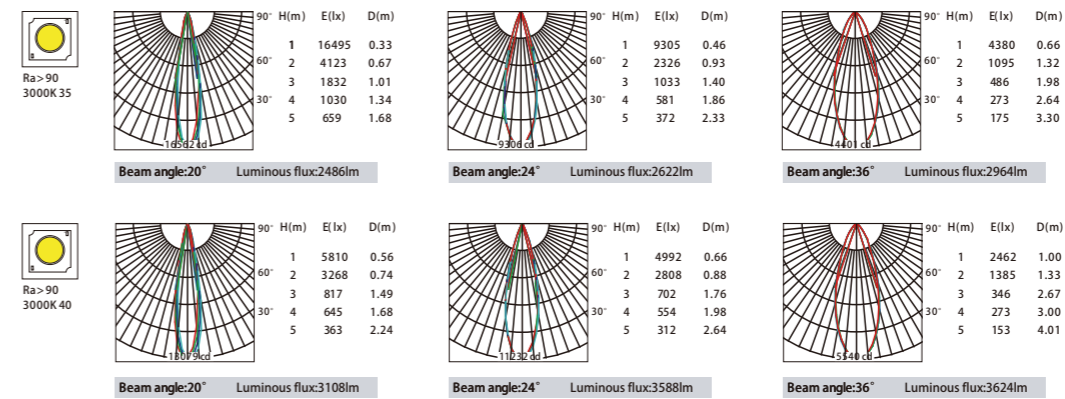




Model	Power	LED voltage	LED Current	CRI	CCT	Beam Angle	LED Output	System output	Dimming Type
KS-T1-B-7425	25W	36V	600mA	90	2700K	15°	2225lm	2041lm	ON-OFF DALI
						24°	2225lm	2076lm	
						36°	2225lm	2134lm	
KS-T1-B-7430	30W	36V	800mA	90	2700K	15°	2311lm	2120lm	ON-OFF DALI
						24°	2311lm	2157lm	
						36°	2311lm	2217lm	
KS-T1-B-7430	30W	36V	800mA	90	4000K	15°	2419lm	2213lm	ON-OFF DALI
						24°	2419lm	2257lm	
						36°	2419lm	2320lm	
KS-T1-B-7430	30W	36V	800mA	90	2700K	15°	2595lm	2228lm	ON-OFF DALI
						24°	2595lm	2290lm	
						36°	2595lm	2176lm	
KS-T1-B-7430	30W	36V	800mA	90	3000K	15°	2696lm	2315lm	ON-OFF DALI
						24°	2696lm	2380lm	
						36°	2696lm	2261lm	
KS-T1-B-7430	30W	36V	800mA	90	4000K	15°	2822lm	2423lm	ON-OFF DALI
						24°	2822lm	2491lm	
						36°	2822lm	2366lm	



Model	Power	LED voltage	LED Current	CRI	CCT	Beam Angle	LED Output	System output	Dimming Type
KS-T1-B-9035	35W	36V	900mA	90	2700K	20°	2966lm	2393lm	ON-OFF DALI
						24°	2966lm	2524lm	
						36°	2966lm	2053lm	
KS-T1-B-9035	35W	36V	900mA	90	3000K	20°	3081lm	2486lm	ON-OFF DALI
						24°	3081lm	2622lm	
						36°	3081lm	2964lm	
KS-T1-B-9035	35W	36V	900mA	90	4000K	20°	3225lm	2602lm	ON-OFF DALI
						24°	3225lm	2744lm	
						36°	3225lm	3102lm	
KS-T1-B-9040	40W	36V	1000mA	90	2700K	20°	3708lm	2991lm	ON-OFF DALI
						24°	3708lm	3453lm	
						36°	3708lm	3488lm	
KS-T1-B-9040	40W	36V	1000mA	90	3000K	20°	3852lm	3108lm	ON-OFF DALI
						24°	3852lm	3588lm	
						36°	3852lm	3624lm	
KS-T1-B-9040	40W	36V	1000mA	90	4000K	20°	4032lm	3253lm	ON-OFF DALI
						24°	4032lm	3755lm	
						36°	4032lm	3793lm	



4.5mm Thickness

16.5mm Width

14.5mm

14.5mm

9mm

K-UT25
24V Ultra thin
linear track



K-UT25

The lamp has two usage modes

24V



 Mode 1



switchable for 3 CCT:White Light / Natural Light / Yellow Light
Note: The power supply is equipped with conventional integrated power supply.

 Mode 2

Smart control dimming and color adjustment: 2.4G / TUYA / ZigBee / MiJia

Note: need to match with the corresponding dimming color system integrated power supply, integrated power supply.










K-UT25

The lamp has two usage modes

24V WOVEN TRACK

Woven track available in a variety of colors, ideal for matching



UT25

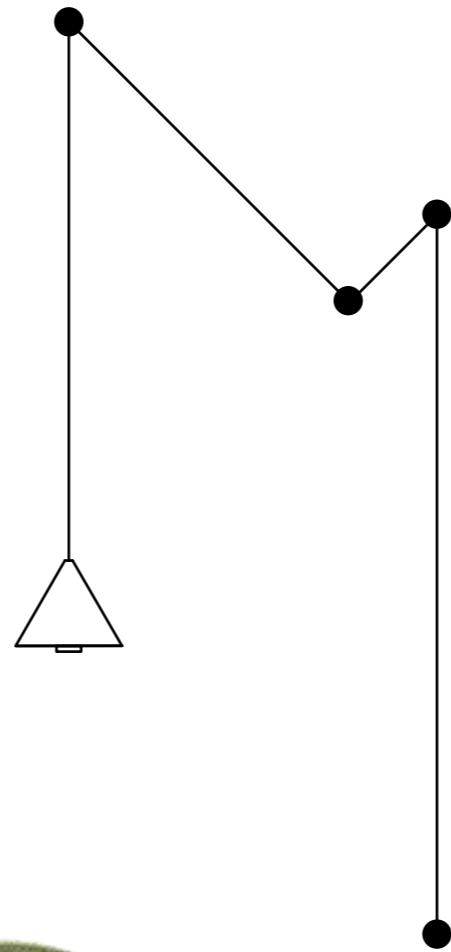
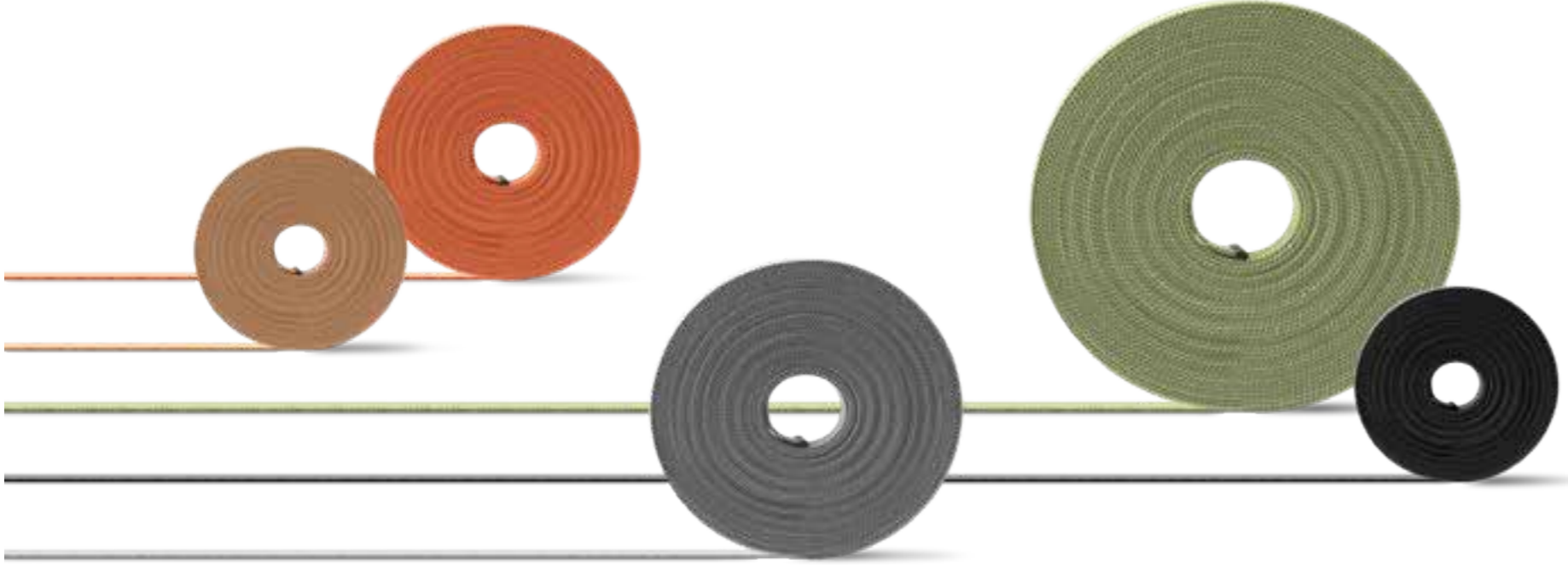
24V Ultra thin linear track

24V WOVEN TRACK

Product Code: K-UT25-PD
 Product Size: 16.5mmx3mm
 Watt: 200W(Max)
 Voltage: DC 24V
 Material: Hessian+ Copper

Woven track available in a variety of colors, ideal for matching

- Black
- Gray
- Green
- Khaki
- Orange



● Accessories using woven tracks



Model: K-UT25-PDDK
 Name: Linker
 Feature: The luminaire is connected to a braided track



Model: K-UT25-PDGK
 Name: Small fixed nodes
 Feature: Braided track holding adjuster bracket



Model: K-UT25-PDSR
 Name: Braid track input module
 Feature: Braided track power supply module







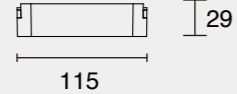


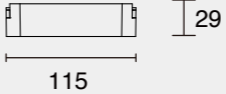




Model: K-UT25-PDYT
 Name: Large fixed nodes
 Feature:
 1. Track conductive conversion function
 2. Braided track steering installation
 3. Suitable for ceiling, wall and ground installation







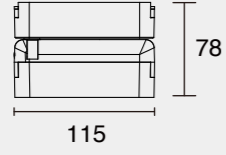
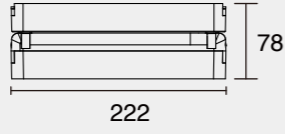

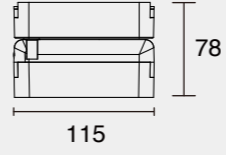
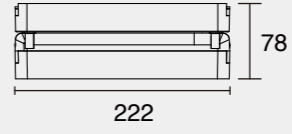
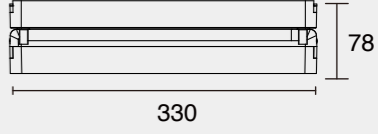


Model: K-UT25-DX
 Name: Sling bag
 Feature: The woven track can be used for suspension while shaping

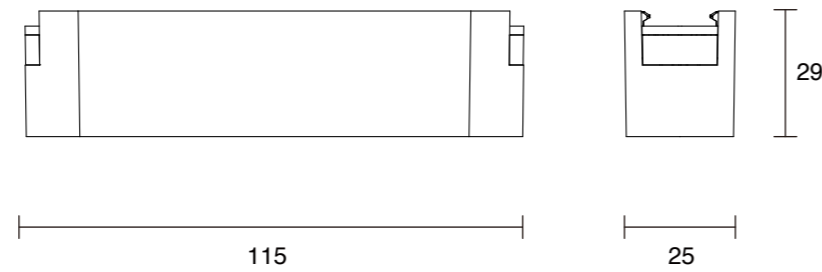
K-UT25

Model	K-UT25-6T	K-UT25-12T	K-UT25-18T		K-UT25-6F	K-UT25-12F	K-UT25-18F
Product Photo							
Dimension(mm)							
Wattage	6W	12W	18W		6W	12W	18W
CCT	2700K/3000K/3500K/4000K/6000K	2700K/3000K/3500K/4000K/6000K	2700K/3000K/3500K/4000K/6000K		2700K/3000K/3500K/4000K/6000K	2700K/3000K/3500K/4000K/6000K	2700K/3000K/3500K/4000K/6000K
CRI	>90	>90	>90		>90	>90	>90
Beam Angle	24°	24°	24°		110°	110°	110°
Lumen	398-467lm	685-803lm	1136-1332lm		398-467lm	685-803lm	1138-1332lm
IP	IP20	IP20	IP20		IP20	IP20	IP20
Colour	Black/White	Black/White	Black/White		Black/White	Black/White	Black/White
Dimming	TRIAC/1-10V/DALI/2.4G/Bluetooth	TRIAC/1-10V/DALI/2.4G/Bluetooth	TRIAC/1-10V/DALI/2.4G/Bluetooth		TRIAC/1-10V/DALI/2.4G/Bluetooth	TRIAC/1-10V/DALI/2.4G/Bluetooth	TRIAC/1-10V/DALI/2.4G/Bluetooth

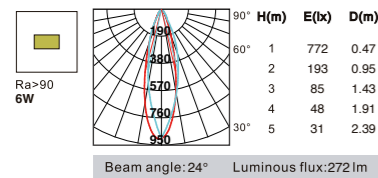
K-UT25

Model	K-UT25-ZD6T	K-UT25-ZD12T	K-UT25-ZD18T		K-UT25-ZD6F	K-UT25-ZD12F	K-UT25-ZD18F
Product Photo							
Dimension(mm)							
Wattage	6W	12W	18W		6W	12W	18W
CCT	2700K/3000K/3500K/4000K/6000K	2700K/3000K/3500K/4000K/6000K	2700K/3000K/3500K/4000K/6000K		2700K/3000K/3500K/4000K/6000K	2700K/3000K/3500K/4000K/6000K	2700K/3000K/3500K/4000K/6000K
CRI	>90	>90	>90		>90	>90	>90
Beam Angle	24°	24°	24°		110°	110°	110°
Lumen	587-688lm	685-803lm	1136-1332lm		587-688lm	685-803lm	1136-1332lm
IP	IP20	IP20	IP20		IP20	IP20	IP20
Colour	Black/White	Black/White	Black/White		Black/White	Black/White	Black/White
Dimming	TRIAC/1-10V/DALI/2.4G/Bluetooth	TRIAC/1-10V/DALI/2.4G/Bluetooth	TRIAC/1-10V/DALI/2.4G/Bluetooth		TRIAC/1-10V/DALI/2.4G/Bluetooth	TRIAC/1-10V/DALI/2.4G/Bluetooth	TRIAC/1-10V/DALI/2.4G/Bluetooth


K-UT25-6T



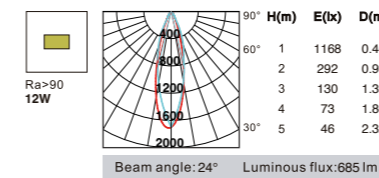
Model	Power	LED voltage	LED Current	CRI	CCT	Beam Angle	LED Output	System output	Dimming Type
K-UT25-6T	6W	36V	150mA	90	3000K	24°	642lm	272lm	TRIAC 1-10V DALI 2.4G Bluetooth
	6W	36V	150mA	90	4000K	24°	679lm	287lm	TRIAC 1-10V DALI 2.4G Bluetooth
	6W	36V	150mA	90	5700K	24°	753lm	318lm	TRIAC 1-10V DALI 2.4G Bluetooth




K-UT25-12T



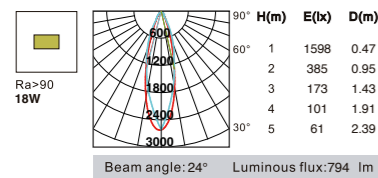
Model	Power	LED voltage	LED Current	CRI	CCT	Beam Angle	LED Output	System output	Dimming Type
KUT25-12T	12W	36V	300mA	90	3000K	24°	1284lm	504lm	TRIAC 1-10V DALI 2.4G Bluetooth
	12W	36V	300mA	90	4000K	24°	1358lm	533lm	TRIAC 1-10V DALI 2.4G Bluetooth
	12W	36V	300mA	90	5700K	24°	1506lm	591lm	TRIAC 1-10V DALI 2.4G Bluetooth



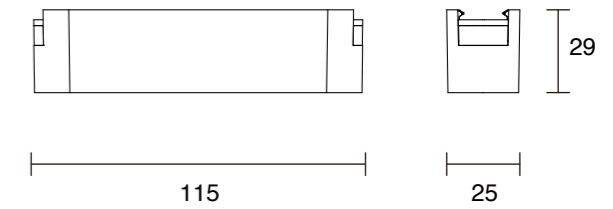

K-UT25-18T



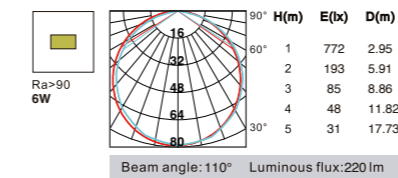
Model	Power	LED voltage	LED Current	CRI	CCT	Beam Angle	LED Output	System output	Dimming Type
K-UT25-18T	18W	36V	450mA	90	3000K	24°	1426lm	794lm	TRIAC 1-10V DALI 2.4G Bluetooth
	18W	36V	450mA	90	4000K	24°	1537lm	835lm	TRIAC 1-10V DALI 2.4G Bluetooth
	18W	36V	450mA	90	5700K	24°	1659lm	923lm	TRIAC 1-10V DALI 2.4G Bluetooth




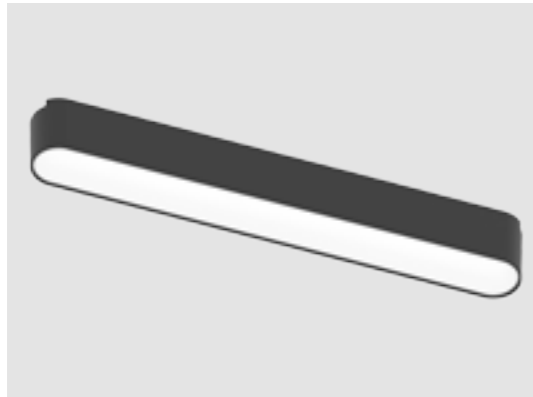
K-UT25-6F



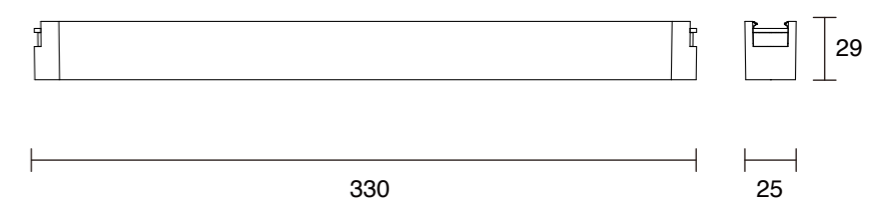
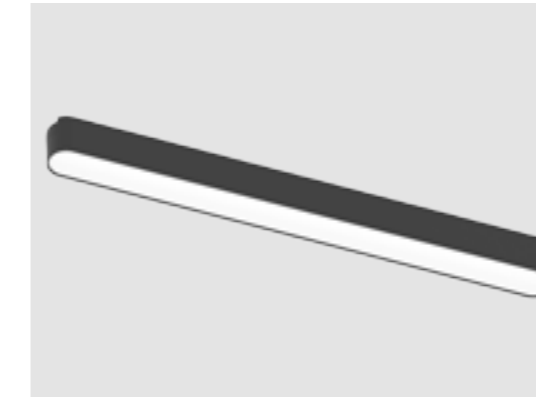
Model	Power	LED voltage	LED Current	CRI	CCT	Beam Angle	LED Output	System output	Dimming Type
K-UT25-6F	6W	36V	150mA	90	3000K	110°	642lm	220lm	TRIAC 1-10V DALI 2.4G Bluetooth
	6W	36V	150mA	90	4000K	110°	679lm	232lm	TRIAC 1-10V DALI 2.4G Bluetooth
	6W	36V	150mA	90	5700K	110°	753lm	258lm	TRIAC 1-10V DALI 2.4G Bluetooth



K-UT25-12F

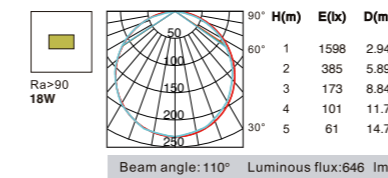
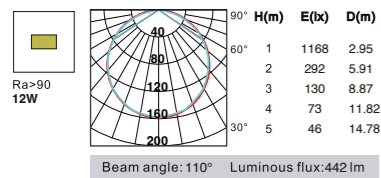


K-UT25-18F

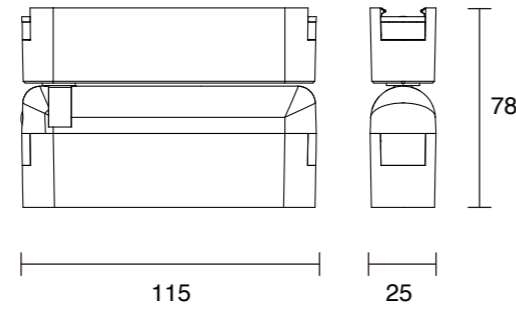


Model	Power	LED voltage	LED Current	CRI	CCT	Beam Angle	LED Output	System output	Dimming Type
K-UT25-12F	12W	36V	300mA	90	3000K	110°	984lm	442lm	TRIAC 1-10V DALI 2.4G Bluetooth
	12W	36V	300mA	90	4000K	110°	1058lm	475lm	TRIAC 1-10V DALI 2.4G Bluetooth
	12W	36V	300mA	90	5700K	110°	1106lm	496lm	TRIAC 1-10V DALI 2.4G Bluetooth

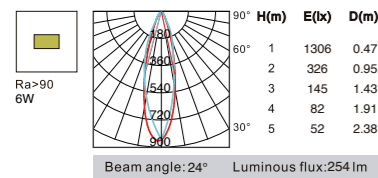
Model	Power	LED voltage	LED Current	CRI	CCT	Beam Angle	LED Output	System output	Dimming Type
K-UT25-18F	18W	36V	450mA	90	3000K	110°	1526lm	646lm	TRIAC 1-10V DALI 2.4G Bluetooth
	18W	36V	450mA	90	4000K	110°	1637lm	692lm	TRIAC 1-10V DALI 2.4G Bluetooth
	18W	36V	450mA	90	5700K	110°	1759lm	744lm	TRIAC 1-10V DALI 2.4G Bluetooth



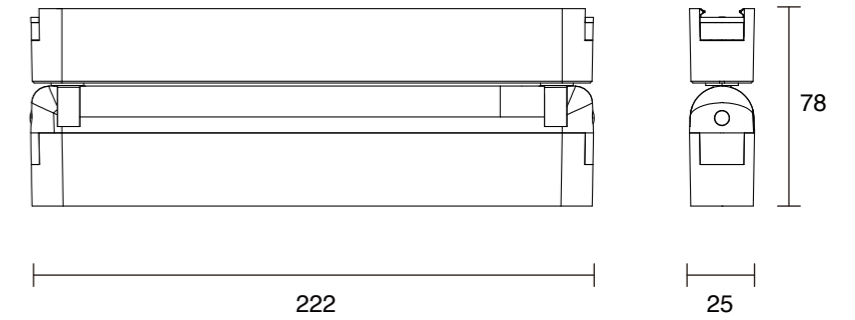
K-UT25-ZD6T



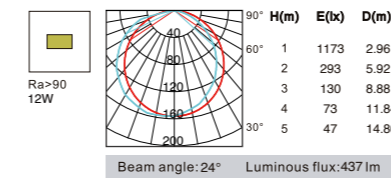
Model	Power	LED voltage	LED Current	CRI	CCT	Beam Angle	LED Output	System output	Dimming Type
K-UT25-ZD6T	6W	36V	150mA	90	3000K	24°	642lm	254lm	TRIAC 1-10V DALI 2.4G Bluetooth
	6W	36V	150mA	90	4000K	24°	679lm	268lm	TRIAC 1-10V DALI 2.4G Bluetooth
	6W	36V	150mA	90	5700K	24°	753lm	297lm	TRIAC 1-10V DALI 2.4G Bluetooth



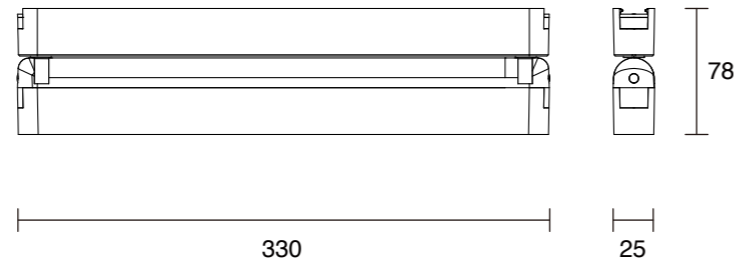
K-UT25-ZD12T



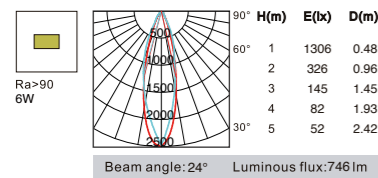
Model	Power	LED voltage	LED Current	CRI	CCT	Beam Angle	LED Output	System output	Dimming Type
K-UT25-ZD12T	12W	36V	300mA	90	3000K	24°	984lm	437lm	TRIAC 1-10V DALI 2.4G Bluetooth
	12W	36V	300mA	90	4000K	24°	1058lm	469lm	TRIAC 1-10V DALI 2.4G Bluetooth
	12W	36V	300mA	90	5700K	24°	1106lm	491lm	TRIAC 1-10V DALI 2.4G Bluetooth



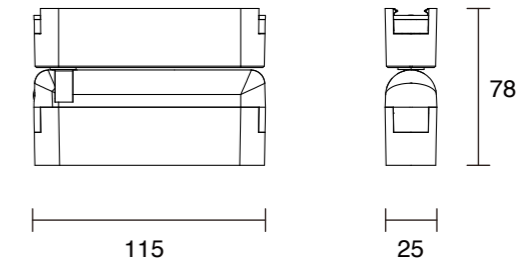
K-UT25-ZD18T



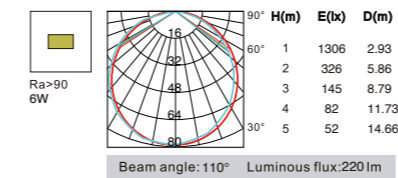
Model	Power	LED voltage	LED Current	CRI	CCT	Beam Angle	LED Output	System output	Dimming Type
K-UT25-ZD18T	18W	36V	450mA	90	3000K	24°	1526lm	746lm	TRIAC 1-10V DALI 2.4G Bluetooth
	18W	36V	450mA	90	4000K	24°	1637lm	800lm	TRIAC 1-10V DALI 2.4G Bluetooth
	18W	36V	450mA	90	5700K	24°	1759lm	869lm	TRIAC 1-10V DALI 2.4G Bluetooth



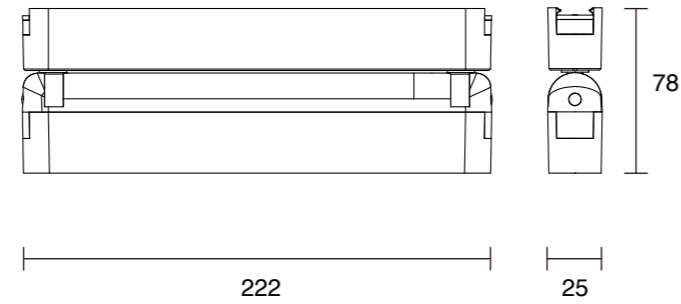

K-UT25-ZD6F



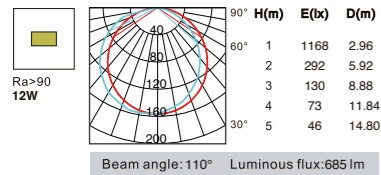
Model	Power	LED voltage	LED Current	CRI	CCT	Beam Angle	LED Output	System output	Dimming Type
K-UT25-ZD6F	6W	36V	150mA	90	3000K	110°	642lm	220lm	TRIAC 1-10V DALI 2.4G Bluetooth
	6W	36V	150mA	90	4000K	110°	679lm	621lm	TRIAC 1-10V DALI 2.4G Bluetooth
	6W	36V	150mA	90	5700K	110°	753lm	688lm	TRIAC 1-10V DALI 2.4G Bluetooth



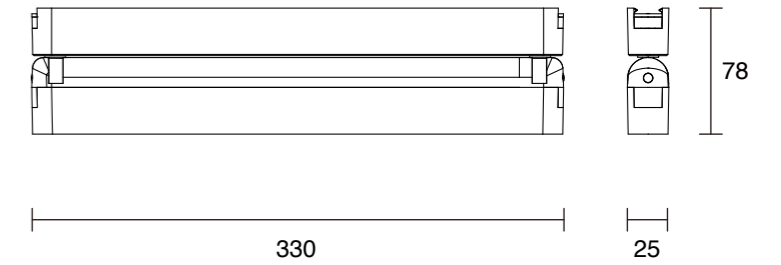
K-UT25-ZD12F



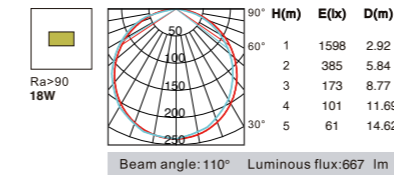
Model	Power	LED voltage	LED Current	CRI	CCT	Beam Angle	LED Output	System output	Dimming Type
K-UT25-ZD12F	12W	36V	300mA	90	3000K	110°	984lm	437lm	TRIAC 1-10V DALI 2.4G Bluetooth
	12W	36V	300mA	90	4000K	110°	1058lm	469lm	TRIAC 1-10V DALI 2.4G Bluetooth
	12W	36V	300mA	90	5700K	110°	1106lm	491lm	TRIAC 1-10V DALI 2.4G Bluetooth



K-UT25-ZD18F



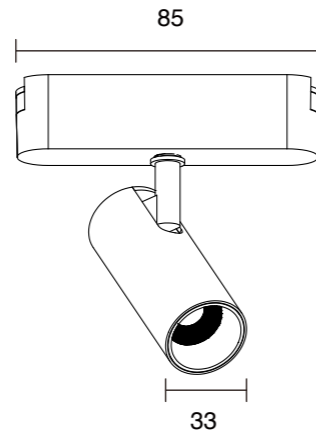
Model	Power	LED voltage	LED Current	CRI	CCT	Beam Angle	LED Output	System output	Dimming Type
K-UT25-ZD18F	18W	36V	450mA	90	3000K	110°	1526lm	667lm	TRIAC 1-10V DALI 2.4G Bluetooth
	18W	36V	450mA	90	4000K	110°	1637lm	715lm	TRIAC 1-10V DALI 2.4G Bluetooth
	18W	36V	450mA	90	5700K	110°	1759lm	768lm	TRIAC 1-10V DALI 2.4G Bluetooth



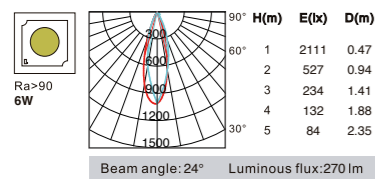
KAS-UT25 Series

Model	K-UT25-L33	K-UT25-L43		K-UT25-L33-2	K-UT25-L43-2
Product Photo					
Dimension(mm)					
Wattage	6W	12W		6W*2	12W*2
CCT	2700K/3000K/3500K/4000K/6000K	2700K/3000K/3500K/4000K/6000K		2700K/3000K/3500K/4000K/6000K	2700K/3000K/3500K/4000K/6000K
CRI	>90	>90		>90	>90
Beam Angle	24°	24°		24°	24°
Lumen	619-727lm	685-803lm		619-727lm	685-727lm
IP	IP20	IP20		IP20	IP20
Colour	Black/White	Black/White		Black/White	Black/White
Dimming	TRIAC/1-10V/DALI/2.4G/Bluetooth	TRIAC/1-10V/DALI/2.4G/Bluetooth		TRIAC/1-10V/DALI/2.4G/Bluetooth	TRIAC/1-10V/DALI/2.4G/Bluetooth

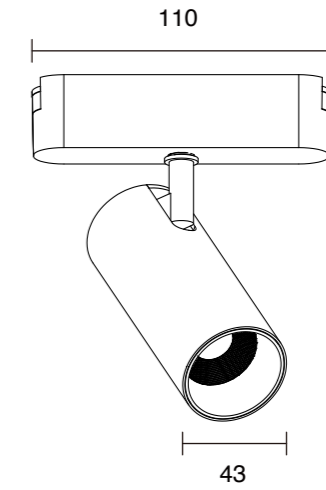
K-UT25-L33



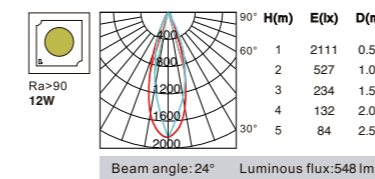
Model	Power	LED voltage	LED Current	CRI	CCT	Beam Angle	LED Output	System output	Dimming Type
K-UT25-L33	6W	36V	150mA	90	3000K	24°	642lm	270lm	TRIAC 1-10V DALI 2.4G Bluetooth
	6W	36V	150mA	90	4000K	24°	679lm	285lm	TRIAC 1-10V DALI 2.4G Bluetooth
	6W	36V	150mA	90	5700K	24°	753lm	316lm	TRIAC 1-10V DALI 2.4G Bluetooth



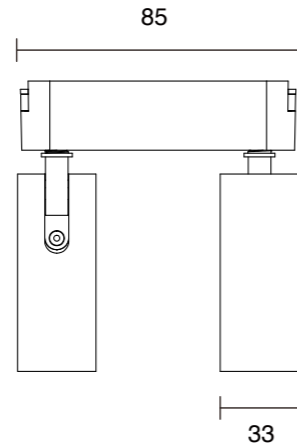
K-UT25-L43



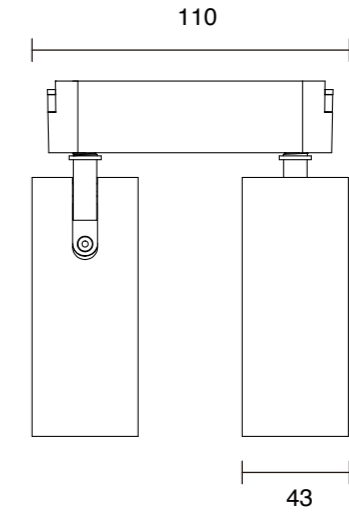
Model	Power	LED voltage	LED Current	CRI	CCT	Beam Angle	LED Output	System output	Dimming Type
K-UT25-L43	12W	36V	300mA	90	3000K	24°	1284lm	548lm	TRIAC 1-10V DALI 2.4G Bluetooth
	12W	36V	300mA	90	4000K	24°	1358lm	579lm	TRIAC 1-10V DALI 2.4G Bluetooth
	12W	36V	300mA	90	5700K	24°	1506lm	642lm	TRIAC 1-10V DALI 2.4G Bluetooth



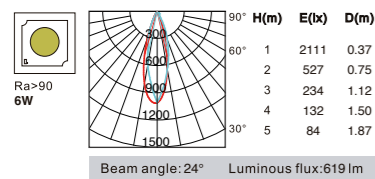
K-UT25-L33-2



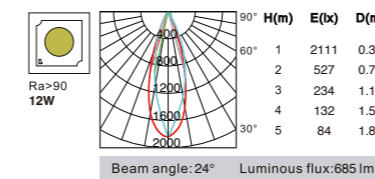
K-UT25-L43-2



Model	Power	LED voltage	LED Current	CRI	CCT	Beam Angle	LED Output	System output	Dimming Type
K-UT25-L33	6W	36V	150mA	90	3000K	24°	963lm	540lm	TRIAC 1-10V DALI 2.4G Bluetooth
	6W	36V	150mA	90	4000K	24°	1019lm	570lm	TRIAC 1-10V DALI 2.4G Bluetooth
	6W	36V	150mA	90	5700K	24°	1131lm	632lm	TRIAC 1-10V DALI 2.4G Bluetooth



Model	Power	LED voltage	LED Current	CRI	CCT	Beam Angle	LED Output	System output	Dimming Type
K-UT25-L43	12W	36V	300mA	90	3000K	24°	1284lm	1096lm	TRIAC 1-10V DALI 2.4G Bluetooth
	12W	36V	300mA	90	4000K	24°	1358lm	1158lm	TRIAC 1-10V DALI 2.4G Bluetooth
	12W	36V	300mA	90	5700K	24°	1506lm	1284lm	TRIAC 1-10V DALI 2.4G Bluetooth



Contact details

IINNO Ltd

2101A Nan Fung Centre,
264-298 Castle Peak Road,
Tsuen Wan, Hong Kong

Tel: +852 2134 9906

+86 (0)769 23010151/2

M: +86 13922905402

Email: sales@iinno-lighting.com

www.iinno-lighting.com



