


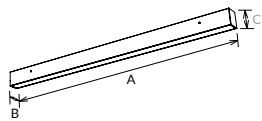


Commercial Linear Lighting

iinno Lighting delivers certified, high-performance solutions for commercial, municipal, and industrial use, trusted by developers worldwide for quality, scale, and long-term reliability.



DB77A Linear light



DB77A is a seamless splicing design with straight/ corner/cross splicing connector. Two lamp cover options: Standard cover and anti-glare cover. Adopt high lumen SMD light source, flicker free and high efficiency driver make a better lumen. Functions: down lighting, up/down lighting, adjustable CCT, emergency and sensor. Multiple installation: pendant/surface mounted/wall mounted/recessed/track. Modular design: replaceable driver and emergency module.

Materials of Housing : Aluminium
Materials of Optics : PC

- Beam angle options: 75°, 110°, 75°, 110°, IP20
- Control options: DALI, 1-10V, Flicker Free, SMD SWITCH 3in1, Motion sensor
- Electrical specs: AC 220-240V, PF≥0.9, CRI≥80
- Certifications: SAA, RoHS, CE

| Code | Watt | Size(AxBxCmm) | Lumen(±5%) | N.W/pc(kgs) | Q'ty/CTN |
|----------------|---------|---------------|------------|-------------|----------|
| DB77A-600-17W | 17W | 602x57x76 | 1680lm | 1.70 | 6PCS |
| DB77A-600-22W | 17W+5W | 602x57x76 | 2250lm | 1.70 | 6PCS |
| DB77A-1200-36W | 36W | 1212x57x76 | 3850lm | 2.70 | 6PCS |
| DB77A-1200-45W | 36W+9W | 1212x57x76 | 4850lm | 2.70 | 6PCS |
| DB77A-1500-45W | 45W | 1512x57x76 | 4850lm | 3.50 | 6PCS |
| DB77A-1500-56W | 45W+11W | 1512x57x76 | 6000lm | 3.50 | 6PCS |

CCT ——— 3000K ——— 4000K ——— 5700K

Installation accessories ——— Suspension kit


Finish ——— White ——— Black

Recessed ACC-DB66-0300 Suspended with ceiling plate ACC-0200 Track ACC-DB77A-0500

DB77A | DIFFUSER TYPE

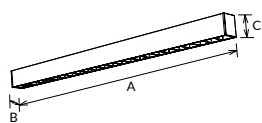
- Upper Glowing Accessories: Blank fixture, Corner "L", "T" shape, Cross "+", Cross "Y" (NEW)
- Connection accessories: Blank fixture, Corner "L", "T" shape, Cross "+", Cross "Y" (NEW)

- Fast connector
- Upward luminaire
- Strengthen connector (used for suspended, track splicing)
- Splicing wiring connector
- Standard opal cover ACC-DB77A-600/1200/1500-50
- Prismatic cover ACC-DB77A-600/1200/1500-51
- DIY soft cover ACC-DB77A-53

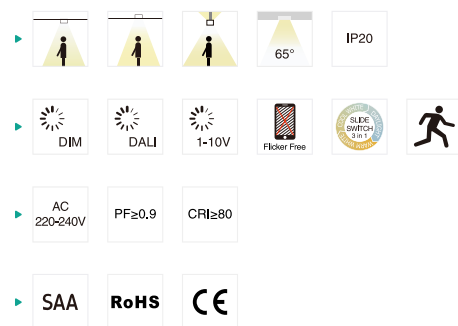


DB77B | GRILL REFLECTOR
UGR<19

DB77B Linear light



DB77B is a UGR<19 SMD linear light with reflector design. The splicing with L/T/X node connector, making a very convenient connection. It can be down lighting (CCT changeable is optional) or up+down lighting. Functions: 1-10 / DALI dimming, emergency. Multiple installation: surface mounted/Recessed/Suspending.



Materials of Housing : Aluminium
Materials of Optics : PC

| Code | Watt | Size(AxBxCmm) | Lumen(±5%) | N.W/pc(kgs) | Q'ty/CTN |
|----------------|------|---------------|------------|-------------|----------|
| DB77B-1200-36W | 36W | Ø1212x57x76 | 3650lm | 2.30 | 6PCS |
| DB77B-1200-48W | 48W | Ø1212x57x76 | 4850lm | 2.30 | 6PCS |
| DB77B-1500-45W | 45W | Ø1512x57x76 | 4550lm | 2.80 | 6PCS |
| DB77B-1500-60W | 60W | Ø1512x57x76 | 6100lm | 2.80 | 6PCS |
| DB77B-1800-54W | 54W | Ø1812x57x76 | 5500lm | 3.40 | 6PCS |
| DB77B-1800-65W | 65W | Ø1812x57x76 | 6600lm | 3.40 | 6PCS |
| DB77B-2400-72W | 72W | Ø2412x57x76 | 7300lm | 4.50 | 2PCS |
| DB77B-2400-96W | 96W | Ø2412x57x76 | 9700lm | 4.50 | 2PCS |

CCT ——— 3000K ——— 4000K ——— 5700K

Finish ——— White ——— Black

Installation accessories



Suspension kit



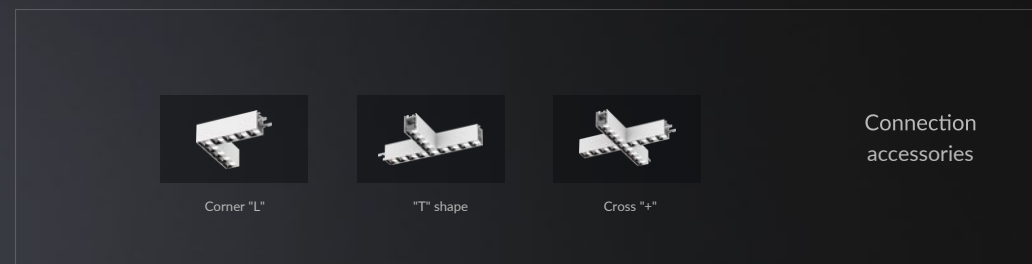
Recessed ACC-DB66-0300



Suspended with ceiling plate ACC-DB66-0200



Track ACC-DB77A-0500

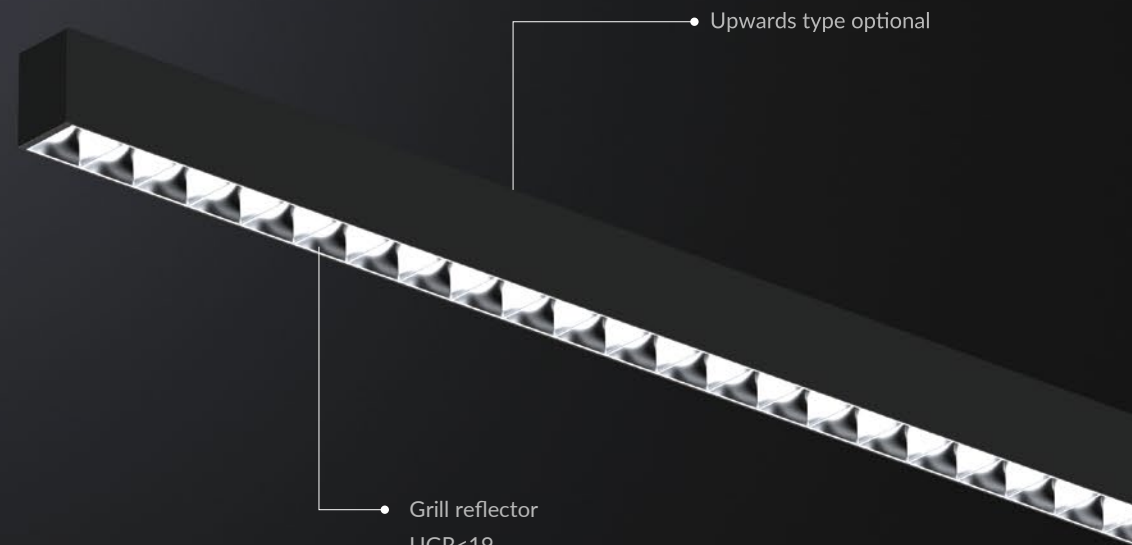


Corner "L"

"T" shape


Cross "+"

Connection accessories

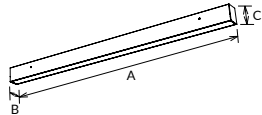


Upwards type optional

Grill reflector
UGR<19



DB66 Linear light




DB66A/B is a new linkable design light. Adopt high lumen efficient SMD LED. Pendant/surface mounted/wall mounted installation available. Up and down light effect for wall mounted and pendant installation. Interchangeable CCT, DALI/0-10V dimming for options. Tridonic DALI driver available.

- ▶
- ▶
-
- ▶
- ▶



Materials of Housing : Aluminium
Materials of Optics : PC

| Code | Watt | Size(AxBxCmm) | Lumen(±5%) | N.W/pc(kgs) | Q'ty/CTN |
|----------------|------|---------------|---------------|-------------|----------|
| DB66A-1200-36W | 36W | 1204x56x75 | 3950lm/4800lm | 2.75 | 6PCS |
| DB66A-1200-50W | 50W | 1204x56x75 | 6200lm/6400lm | 2.75 | 6PCS |
| DB66A-1500-42W | 42W | 1504x56x75 | 4750lm/5400lm | 3.35 | 6PCS |
| DB66A-1500-60W | 60W | 1504x56x75 | 6450lm/7500lm | 3.35 | 6PCS |
| DB66B-1200-36W | 36W | 1204x56x75 | 3950lm/4300lm | 2.75 | 6PCS |
| DB66B-1200-50W | 50W | 1204x56x75 | 5300lm/6400lm | 2.75 | 6PCS |
| DB66B-1500-42W | 42W | 1504x56x75 | 4600lm/4800lm | 3.35 | 6PCS |
| DB66B-1500-60W | 60W | 1504x56x75 | 6600lm/7600lm | 3.35 | 6PCS |

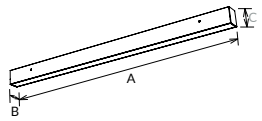
CCT — 3000K — 4000K — 5700K Finish — White Black



Multi-installation

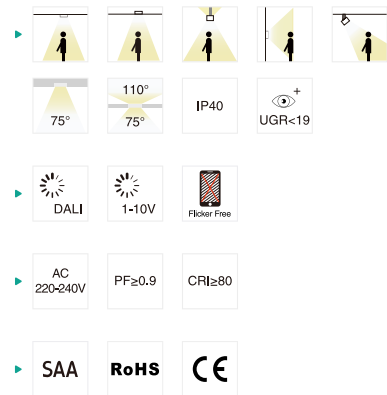


DB66D Linear light



The DB66D is a new model upgraded based on DB66A, it adopts super high lumen efficient SMD LED reach 140lm/w. Internal structure is special designed to control glare light achieve UGR<19. It also available with linking, DIY with up lighting module, 6 various installation methods.

Materials of Housing : Aluminium
Materials of Optics : PC

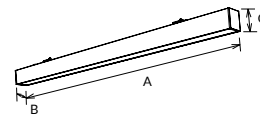


| Code | Watt | Size(AxBmm) | Cut-out(mm) | Lumen(±5%) | N.W/pc(kgs) | Q'ty/CTN |
|----------------|------|-------------|-------------|------------|-------------|----------|
| DB66D-1200-28W | 28W | 1204x56x75 | 1208x65 | 4000lm | 2.75 | 6PCS |
| DB66D-1200-40W | 40W | 1204x56x75 | 1208x65 | 5550lm | 2.75 | 6PCS |
| DB66D-1500-35W | 35W | 1504x56x75 | 1508x65 | 5100lm | 3.35 | 6PCS |
| DB66D-1500-49W | 49W | 1504x56x75 | 1508x65 | 6850lm | 3.35 | 6PCS |

CCT ——— 3000K ——— 4000K ——— 5700K Finish ——— White ——— Black

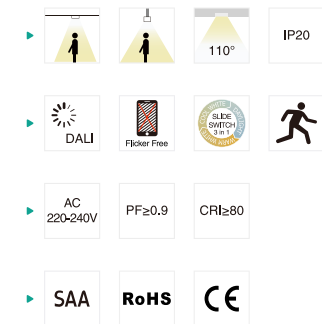


DB158 Linear light



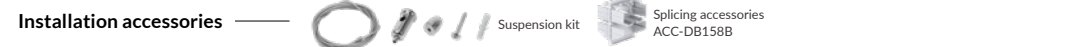
DB158 LED Linear Light is a perfect replacement for traditional tube. It adopts high lumen SMD light source, CCT changeable by dip switch. Loop in and loop out design, fast and convenient wiring. Flicker free driver. Support surface mounted and suspending installations


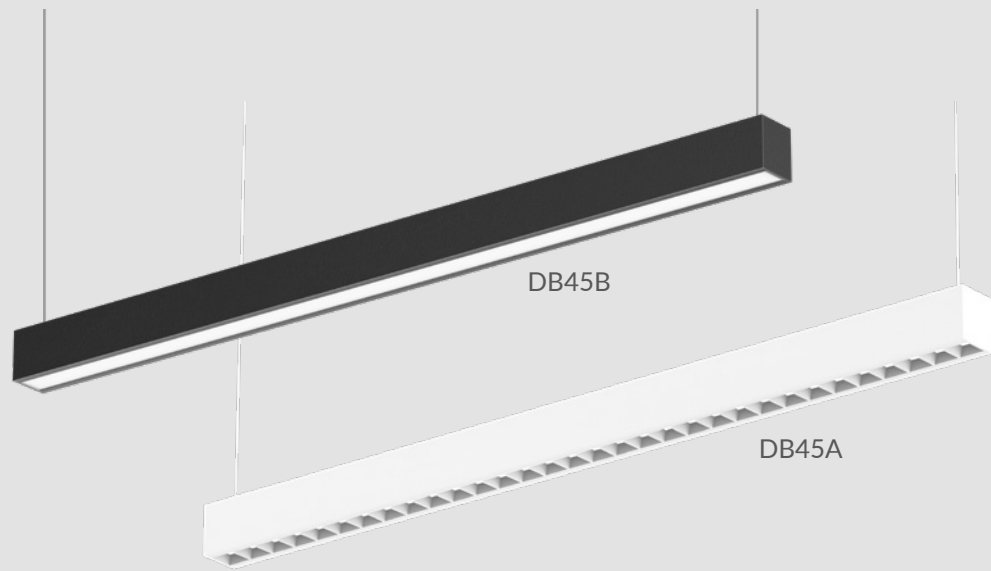
Materials of Housing : Aluminium
Materials of Optics : PS



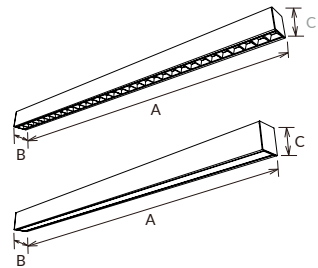
| Code | Watt | Size(AxBxCmm) | Lumen(±5%) | N.W/pc(kgs) | Q'ty/CTN |
|-----------------|------|---------------|------------|-------------|----------|
| DB158-1200-30W | 30W | 1200x58.6x70 | 3400lm | 1.55 | 6PCS |
| DB158-1200-40W | 40W | 1200x58.6x70 | 4400lm | 1.55 | 6PCS |
| DB158-1500-40W | 40W | 1500x58.6x70 | 4400lm | 1.96 | 6PCS |
| DB158-1500-60W | 60W | 1500x58.6x70 | 6300lm | 1.96 | 6PCS |
| DB158B-1200-30W | 30W | 1200x58.6x70 | 3400lm | 1.55 | 6PCS |
| DB158B-1200-40W | 40W | 1200x58.6x70 | 4400lm | 1.55 | 6PCS |
| DB158B-1500-40W | 40W | 1500x58.6x70 | 4400lm | 1.96 | 6PCS |
| DB158B-1500-60W | 60W | 1500x58.6x70 | 6300lm | 1.96 | 6PCS |

CCT ——— 3000K ——— 4000K ——— 5700K Finish ——— White ——— Black



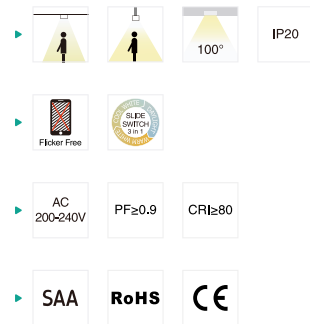


DB45A/B Linear light

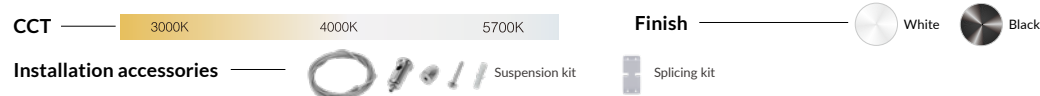


Module changeable design LED ba en DB45 provides good heat dissipation, qualiti light and substantial energy saving. Suspended , surface mounted and splicing installation o tional

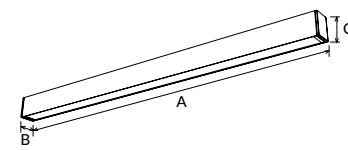
Materials of Housing : Aluminium
Materials of Optics : PC



| Code | Watt | Size(AxBxCmm) | Lumen(±5%) | N.W/pc(kgs) | Q'ty/CTN |
|----------------|------|---------------|------------|-------------|----------|
| DB45A-600-20W | 20W | 604x60x70 | 2500lm | 1.15 | 12PCS |
| DB45A-1200-40W | 40W | 1204x60x70 | 5200lm | 2.20 | 6PCS |
| DB45B-600-20W | 20W | 604x60x70 | 2400lm | 1.15 | 12PCS |
| DB45B-1200-40W | 40W | 1204x60x70 | 4800lm | 2.20 | 6PCS |

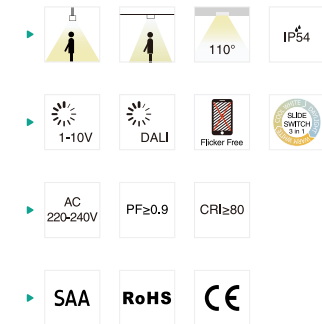


DB163 Linear light

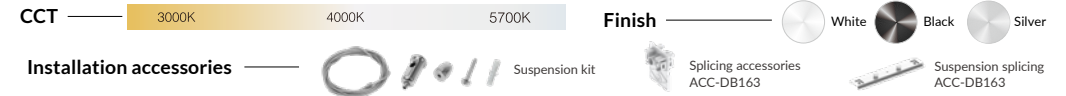



DB163 is IP54 water-proof design LED linear light, the high lumen LED makes it high lumen efficien 125lm/W design.

Materials of Housing : Aluminium+PC
Materials of Optics : PC

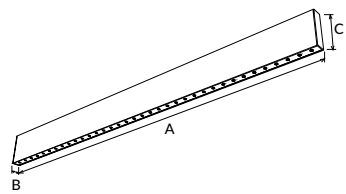


| Code | Watt | Size(AxBxCmm) | Lumen(±5%) | N.W/pc(kgs) | Q'ty/CTN |
|----------------|------|---------------|------------|-------------|----------|
| DB163-1200-32W | 32W | 1215x57x76 | 4200lm | 2.60 | 6PCS |
| DB163-1500-38W | 38W | 1515x57x76 | 5200lm | 3.08 | 6PCS |





DB176 Linear light



DB176 is anti-slim linear light with 29mm width. It is anti-glare design with UGR<19. Internal flicker free driver and triac/DALI dimming are available. Surface mounted and suspended for options

Materials of Housing : Aluminium
Materials of Optics : PC

- ▶ IP20 UGR<19
- ▶ DIM DALI Flicker Free
- ▶ AC 220-240V PF≥0.9 CRI≥80
- ▶ SAA RoHS CE

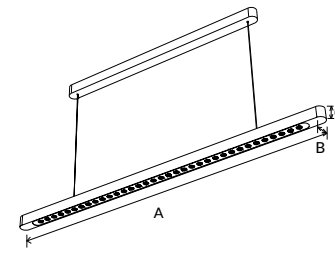
| Code | Watt | Size(AxBxCmm) | Lumen(±5%) | N.W/pc(kgs) | Q'ty/CTN |
|--------------------|---------------------------------|---------------|------------|-------------|----------|
| DB176-1200-28W | 28W | 1200x29x103 | 2250lm | 1.87 | 6PCS |
| DB176-1600-34W | 34W | 1595x29x103 | 2800lm | 2.37 | 4PCS |
| DB176-2000-40W/42W | 40W(Non-dim/DALI) 42W(Triac) | 1990x29x103 | 3100lm | 2.87 | 4PCS |

CCT ——— 2700K ——— 3000K ——— 4000K

Finish ——— White Black

Installation accessories ——— Round ceiling plate ACC-DB176-(DA/DO)-BK(WT)-0250 Square ceiling plate ACC-DB176-(DA/DO)-BK(WT)-0251

DB198 Linear light



DB198 LED brick beam light is an ideal lighting solution for carbon emission reduction and environmental protection. It adopts high lumen SMD LED which could be 130lm/W. Internal driver design with power changeable and DALI available. Up & down lighting design provides great lighting performance, the upper lighting can be on or off.

Materials of Housing : Wooden
Materials of Optics : PC



- ▶ 110° 36°/60° IP20 UGR<19
- ▶ DALI Flicker Free Adjustable Power
- ▶ AC 220-240V PF≥0.9 CRI≥80
- ▶ SAA RoHS CE

| Code | Watt | Size(AxBxCmm) | Lumen(±5%) | N.W/pc(kgs) | Q'ty/CTN |
|--------------------|--|---------------|------------|-------------|----------|
| DB198A-1200-34W-A5 | (34W/31W/29W/27W/25W) (27W/25W/23W/21W/20W) | 1200x40x40 | 4600lm | 1.50 | 6PCS |
| DB198A-1500-45W-A5 | (45W/42W/40W/38W/36W) (35W/33W/31W/30W/28W) | 1500x40x40 | 6200lm | 2.00 | 6PCS |

CCT ——— 3000K ——— 4000K

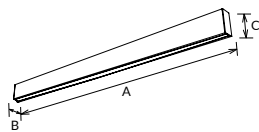
Finish ——— Wood grain

Installation accessories ——— Round ceiling plate ACC-DB198-BK-0250



DB146A DB146B DB146C DB146D

DB146 Linear light



The DB146 has a minimalist appearance, adopts a variety of optics, it is perfect for a variety of use environment. Plug-in link and seamless splicing design effectively improve the installation time. Adopts 100lm/W & 120lm/W SMD high lumen efficient as option; flicker free driver with high efficiency. Up & down lighting design, up 20% & down 80%. Interchangeable CCT(3000K+4000K) and up lighting control with the same slide switch. DIY module design option: direct lighting module, honeycomb module, lens module, direct lighting + lens module

-
-
-
-
-
-

Materials of Housing : Aluminium
Materials of Optics : PMMA / PMMA+PC

| Code | Watt | Size(AxBxCmm) | Lumen(±5%) | N.W/pc(kgs) | Q'ty/CTN |
|-----------------|---------|---------------|------------|-------------|----------|
| DB146A-600-18W | 15W | 605x34x105 | 1650lm | 1.40 | 6PCS |
| DB146A-600-18W | 15W+3W | 605x34x105 | 2000lm | 1.40 | 6PCS |
| DB146A-900-25W | 20W | 905x34x105 | 2200lm | 2.10 | 6PCS |
| DB146A-900-25W | 20W+5W | 905x34x105 | 2700lm | 2.10 | 6PCS |
| DB146A-1200-38W | 30W | 1205x34x105 | 4000lm | 2.70 | 6PCS |
| DB146A-1200-38W | 30W+8W | 1205x34x105 | 4900lm | 2.70 | 6PCS |
| DB146A-1500-50W | 40W | 1505x34x105 | 5200lm | 3.20 | 6PCS |
| DB146A-1500-50W | 40W+10W | 1505x34x105 | 6400lm | 3.20 | 6PCS |
| DB146B-1200-38W | 30W | 1205x34x105 | 1800lm | 2.70 | 6PCS |
| DB146B-1200-38W | 30W+8W | 1205x34x105 | 2850lm | 2.70 | 6PCS |
| DB146B-1500-50W | 40W | 1505x34x105 | 2400lm | 3.20 | 6PCS |
| DB146B-1500-50W | 40W+10W | 1505x34x105 | 3700lm | 3.20 | 6PCS |
| DB146C-1200-38W | 30W | 1205x34x105 | 4000lm | 2.70 | 6PCS |
| DB146C-1200-38W | 30W+8W | 1205x34x105 | 4900lm | 2.70 | 6PCS |
| DB146C-1500-50W | 40W | 1505x34x105 | 5200lm | 3.20 | 6PCS |
| DB146C-1500-50W | 40W+10W | 1505x34x105 | 6400lm | 3.20 | 6PCS |
| DB146D-1200-38W | 30W | 1205x34x105 | 4000lm | 2.70 | 6PCS |
| DB146D-1200-38W | 30W+8W | 1205x34x105 | 4900lm | 2.70 | 6PCS |
| DB146D-1500-50W | 40W | 1505x34x105 | 5200lm | 3.20 | 6PCS |
| DB146D-1500-50W | 40W+10W | 1505x34x105 | 6400lm | 3.20 | 6PCS |

CCT — 3000K — 4000K — 5000K

Finish — White — Black


Installation accessories

- Honeycomb ACC-DB146-BK
- Suspension kit ACC-DB146-0200
- Wall mounted kit ACC-DB146-0400
- Suspended with ceiling plate ACC-DB146-BK-0200
- Upward lighting modul ACC-DB146-600/900/1200/1500
- Splicing ACC-DB146-01

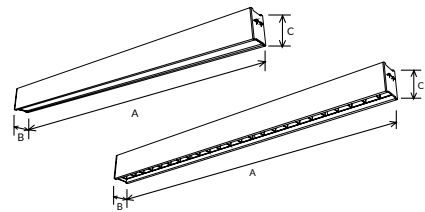


DB197A

DB197B



DB197 Wooden Linear light



DB197 brick ba en light is an ideal lighting solution or double carbon and environmental protection It adopts high lumen SMD LED with 2CCT UGR19 low glare light and uses built-in driver that support 0-10V/DALI dim. It's also available for both pendant and surface mounted installation

Materials of Housing : Wooden

Materials of Optics : PC



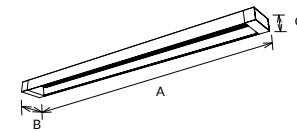
| Code | Watt | Size(AxBxCmm) | Lumen(±5%) | N.W/pc(kgs) | Q'ty/CTN |
|-----------------|------|---------------|------------|-------------|----------|
| DB197A-1200-28W | 28W | 1208x70x100 | 3800lm | 1.50 | 4PCS |
| DB197A-1200-36W | 36W | 1208x70x100 | 4800lm | 1.50 | 4PCS |
| DB197A-1500-32W | 32W | 1508x70x100 | 4500lm | 1.80 | 4PCS |
| DB197A-1500-50W | 50W | 1508x70x100 | 7000lm | 1.80 | 4PCS |
| DB197B-1200-28W | 28W | 1208x70x100 | 3800lm | 1.50 | 4PCS |
| DB197B-1200-36W | 36W | 1208x70x100 | 4800lm | 1.50 | 4PCS |
| DB197B-1500-32W | 32W | 1508x70x100 | 4500lm | 1.80 | 4PCS |
| DB197B-1500-50W | 50W | 1508x70x100 | 7000lm | 1.80 | 4PCS |

CCT ——— 3000K ——— 4000K

Finish ——— Wood grain

Installation accessories ——— Suspension kit

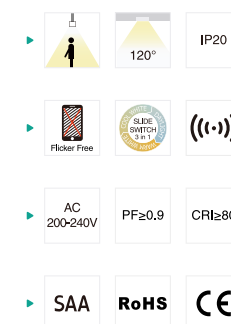
DB25 Linear light



DB25 Linear with suspended and hollow design highlight the brand features,which makes the light go both up and down sides, The light for upside can reduce the extra light decoration

Materials of Housing : Aluminium


Materials of Optics : PC



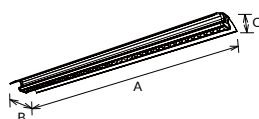
| Code | Watt | Size(AxBxCmm) | Lumen(±5%) | N.W/pc(kgs) | Q'ty/CTN |
|---------------|------|---------------|------------|-------------|----------|
| DB25-900-20W | 20W | 922x115x48.8 | 2000lm | 1.46 | 6PCS |
| DB25-1200-40W | 40W | 1222x115x48.8 | 3800lm | 1.86 | 6PCS |
| DB25-1600-60W | 60W | 1622x115x48.8 | 5800lm | 2.47 | 6PCS |

CCT ——— 3000K ——— 4000K ——— 5700K

Finish ——— White ——— Black



DB147 Linear light



Not only with modern and classic aesthetics looking, DB147 linear light also has a special optic design: up&down lighting and symmetrical lighting with special wing shape). It adopts high lumen efficient SMD light source, 1W LED for up&down main lighting, 0.2 LED for Symmetrical soft lighting. The shape design highly increased lighting area, also lowered the glare to make it UGR<16. It is suitable for dining room and office to achieve both lighting effect and decoration effect.

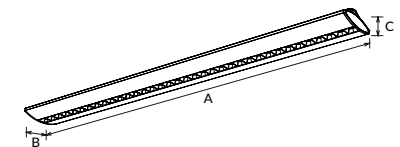
Materials of Housing : Aluminium
Materials of Optics : PC

- ▶ 50°
- ▶ 35%
65%
100%
- ▶ IP20
- ▶ UGR<16
- ▶ Flicker Free
- ▶ SLIDE SWITCH 2 in 1
- ▶ SLIDE SWITCH 3 in 1
- ▶ AC 220-240V
- ▶ PF≥0.9
- ▶ CRI≥80
- ▶ SAA RoHS CE

| Code | Watt | Size(AxBxCmm) | Lumen(±5%) | N.W/pc(kgs) | Q'ty/CTN |
|----------------|------|---------------|------------|-------------|----------|
| DB147-1200-36W | 36W | 1172x236x74 | 3500lm | 3.70 | 2PCS |
| DB147-1200-45W | 45W | 1172x236x74 | 4800lm | 3.70 | 2PCS |
| DB147-1500-40W | 40W | 1552x236x74 | 4100lm | 3.70 | 2PCS |
| DB147-1500-60W | 60W | 1552x236x74 | 5800lm | 3.70 | 2PCS |



DB155 Linear light

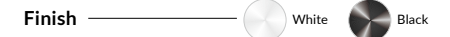


DB155 is a pendant light with curved appearance design. It adopts high lumen SMD light source and bright silver reflector, giving comfortable lighting effect achieve UGR<19. It available with 3CCT, seamless splicing, with up and down lighting design, it's an ideal pendant light for office lighting

Materials of Housing : Aluminium
Materials of Optics : PC

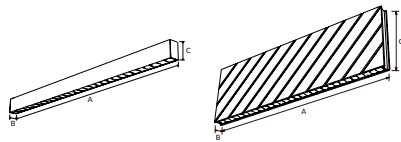
- ▶ 45°
- ▶ IP20
- ▶ UGR<19
- ▶ DALI
- ▶ Flicker Free
- ▶ SLIDE SWITCH 3 in 1
- ▶ AC 200-264V
- ▶ PF≥0.9
- ▶ CRI≥80
- ▶ SAA RoHS CE

| Code | Watt | Size(AxBxCmm) | Lumen(±5%) | N.W/pc(kgs) | Q'ty/CTN |
|----------------|-------------------------------|---------------|------------|-------------|----------|
| DB155-1200-36W | 9W(Indirect)+27W(Direct) | 1161.5x150x40 | 3700lm | 2.70 | 6PCS |
| DB155-1200-50W | 12.5W(Indirect)+37.5W(Direct) | 1161.5x150x40 | 4800lm | 2.70 | 6PCS |
| DB155-1500-40W | 10W(Indirect)+30W(Direct) | 1143.5x150x40 | 4000lm | 3.25 | 6PCS |
| DB155-1500-60W | 15W(Indirect)+45W(Direct) | 1143.5x150x40 | 5800lm | 3.25 | 6PCS |





DB160 Acoustic linear light



DB160 is an integrated acoustic linear lighting system that offers unmatched possibilities to control noise and provide optimal lighting in commercial environments. For optic design, DB160 adopts high lumen SMD, direct and indirect lighting design, offering a uniform light distribution. For sound management, the polyester fibre sound-absorbing board is with striped grooves, and the concave-convex structure can fully diffuse excess sound rays, which can realize frequency sound absorption and diffusion, making the sound clearer and fuller, better integration of acoustics and modern lamps together. It supports CCT adjustable and DALI dim.

- 20% 110° 110° 110°
80% 80°x50° 105° 90°
- IP20 UGR<19
- DALI Flicker Free SMD 3 in 1 Bluetooth CASAMBI
- AC 220-240V PF≥0.9 CRI≥80
- SAA RoHS CE



Materials of Housing : Polyester fibre+Aluminium

Materials of Optics : PC

| Code | Watt | Size(AxBxCmm) | Lumen(±5%) | N.W/pc(kgs) | Q'ty/CTN |
|---------------------------|---------------------------|---------------|------------|-------------|----------|
| DB160A-1200-36W | 36W | 1252x45x80 | 3800lm | 2.23 | 6PCS |
| DB160A-1500-50W | 50W | 1480x45x80 | 5000lm | 2.83 | 6PCS |
| DB160B-1200-36W | 36W | 1252x45x80 | 4550lm | 2.23 | 6PCS |
| DB160B-1500-50W | 50W | 1480x45x80 | 6200lm | 2.83 | 6PCS |
| DB160C-1200-36W | 36W | 1252x45x80 | 3800lm | 2.23 | 6PCS |
| DB160C-1500-50W | 50W | 1480x45x80 | 5800lm | 2.83 | 6PCS |
| DB160A-1200-46W/ACC-DB160 | 36W(Direct) | 1292x64x400 | 3800lm | 5.28 | 1PCS |
| DB160A-1200-46W/ACC-DB160 | 10W(Indirect)+36W(Direct) | 1292x64x400 | 5000lm | 5.28 | 1PCS |
| DB160A-1500-65W/ACC-DB160 | 50W(Direct) | 1500x64x400 | 5000lm | 5.95 | 1PCS |
| DB160A-1500-65W/ACC-DB160 | 15W(Indirect)+50W(Direct) | 1500x64x400 | 6800lm | 5.95 | 1PCS |
| DB160B-1200-46W/ACC-DB160 | 36W(Direct) | 1292x64x400 | 4550lm | 5.28 | 1PCS |
| DB160B-1200-46W/ACC-DB160 | 10W(Indirect)+36W(Direct) | 1292x64x400 | 5750lm | 5.28 | 1PCS |
| DB160B-1500-65W/ACC-DB160 | 50W(Direct) | 1500x64x400 | 6200lm | 5.95 | 1PCS |
| DB160B-1500-65W/ACC-DB160 | 15W(Indirect)+50W(Direct) | 1500x64x400 | 8000lm | 5.95 | 1PCS |
| DB160C-1200-46W/ACC-DB160 | 36W(Direct) | 1292x64x400 | 3800lm | 5.28 | 1PCS |
| DB160C-1200-46W/ACC-DB160 | 10W(Indirect)+36W(Direct) | 1292x64x400 | 4800lm | 5.28 | 1PCS |
| DB160C-1500-65W/ACC-DB160 | 50W(Direct) | 1500x64x400 | 5800lm | 5.95 | 1PCS |
| DB160C-1500-65W/ACC-DB160 | 15W(Indirect)+50W(Direct) | 1500x64x400 | 7500lm | 5.95 | 1PCS |

CCT ——— 3000K ——— 4000K ——— 5700K Finish ——— White Black

Installation accessories ——— Acoustic lighting fixture DB160/ACC-DB160-1200/1500 Upward LED module ACC-DB160-1200/1500 Round ceiling plate ACC-DB160-(DA/DO)-BK(WT)-0200



DB160A
Grill reflector
UGR<19 95lm/w @White 4000K

DB160B
Opal diffuser
120lm/w @White 4000K

DB160C
Prismatic diffuser
95lm/w @White 4000K




CCT switch & Up module switch

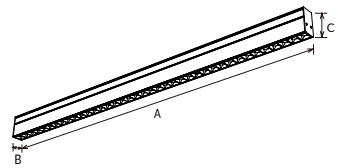


LED Linear DB160 UPSHINE | CASAMBI

Acoustic Lighting

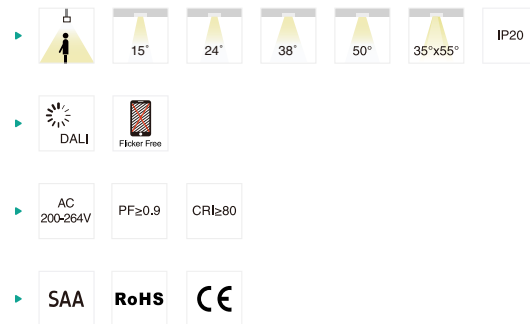


DB165 Linear light



DB165 linear light is anti-glare optic design with multiple beam angles, offering various light distribution options. It adopts internal driver and high lumen SMD, also supports seamless splicing and DALI dim.


Materials of Housing : Aluminium
Materials of Optics : PC



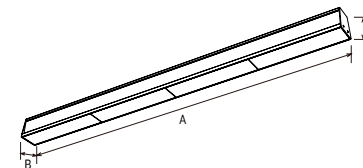
| Code | Watt | Size(AxBxCmm) | Lumen(±5%) | N.W/pc(kgs) | Q'ty/CTN |
|--------------------|------|---------------|------------|-------------|----------|
| DB165-1200-42W | 42W | 1180x40x75 | 4100lm | 2.06 | 6PCS |
| ACC-DB165-1200-42W | 42W | 1226x40x75 | 4100lm | 1.84 | 6PCS |

CCT — 3000K — 4000K — 5700K

Finish — White — Black

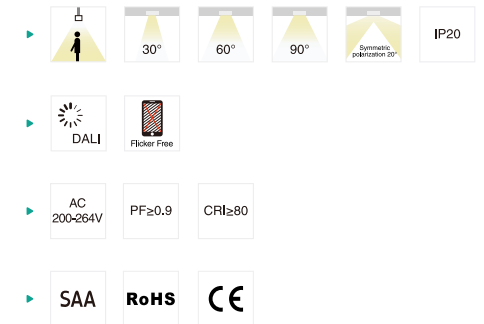


DB166 Linear light



DB166 linear light is 120lm/W high lumen design, that achieves energy saving conception. It has multiple beam angles, offering various light distribution options. It adopts internal driver and high lumen SMD, also supports seamless splicing and DALI dim.

Materials of Housing : Aluminium
Materials of Optics : PC

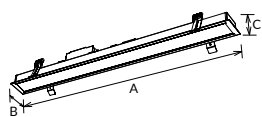


| Code | Watt | Size(AxBxCmm) | Lumen(±5%) | N.W/pc(kgs) | Q'ty/CTN |
|--------------------|------|---------------|------------|-------------|----------|
| DB166-1200-40W | 40W | 1152x66x73 | 5000lm | 2.73 | 6PCS |
| ACC-DB166-1200-40W | 40W | 1198x66x73 | 5000lm | 2.45 | 6PCS |
| DB166-1200-60W | 60W | 1152x66x73 | 7000lm | 2.73 | 6PCS |
| ACC-DB166-1200-60W | 60W | 1198x66x73 | 7000lm | 2.45 | 6PCS |

CCT — 3000K — 4000K — 5700K

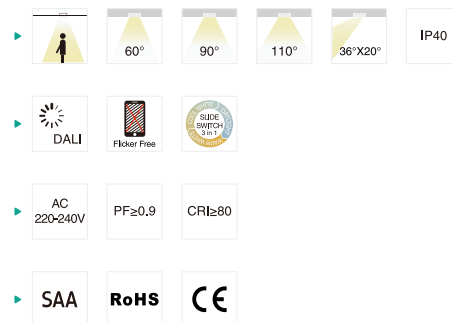
Finish — White — Black

DB151 Linear light



DB151 series LED Ba en Light is a functional ecessed ba en light which could do di erent length customization, no limitation or splicing quantit . Special structure design with di erent covers, splicing shapes, recessed ways. Recessed with N-shape, T-shape and H-shape accessories as per installation demands. nterchangeable CCT with slide switch. Support non-dim and DALI dimming. DB151A with PC/prismatic diffusers, six kinds of connectors for choice. DB151B with grille design, DB151C with lens design, both of their straight splicing with magnetic end cap

Materials of Housing : Aluminium
Materials of Optics : PC

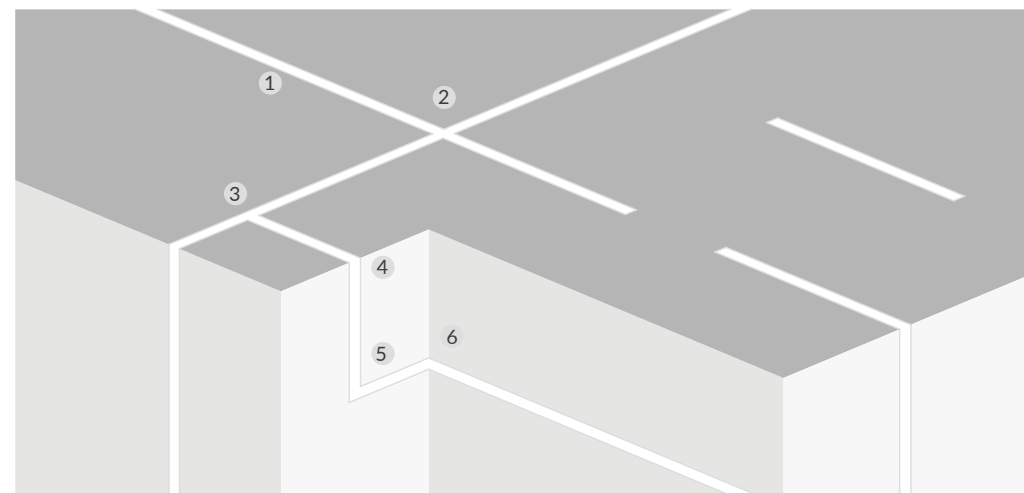
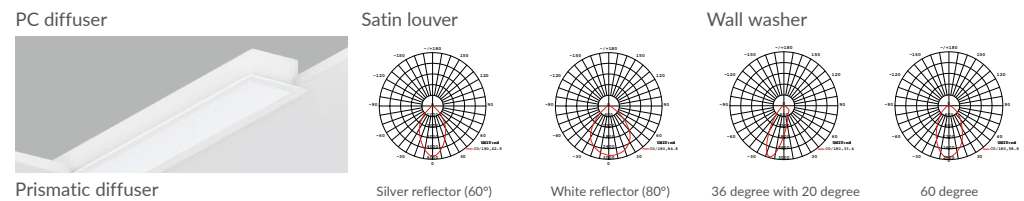

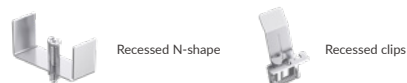


| Code | Watt | Size(AxBxCmm) | Cut-out(±5mm) | Lumen(±5%) | N.W/pc(kgs) | Q'ty/CTN |
|-------------------|------|---------------|---------------|---------------|-------------|----------|
| DB151A/B-600-15W | 15W | 615x62x29 | 607x54 | 1600lm | 0.67/0.71 | 12PCS |
| DB151A/B-1200-30W | 30W | 1208x62x29 | 1201x54 | 3400lm/3200lm | 1.21/1.26 | 6PCS |
| DB151A/B-1500-37W | 37W | 1505x62x29 | 1498x54 | 4200lm | 1.48/1.54 | 6PCS |
| DB151A/B-1800-45W | 45W | 1802x62x29 | 1794x54 | 5000lm | 1.78/1.85 | 6PCS |
| DB151A/B-2400-60W | 60W | 2395x62x29 | 2388x54 | 6600lm/6200lm | 2.27/2.36 | 6PCS |
| DB151C-600-15W | 15W | 615x62x29 | 607x54 | 1600lm | 0.75 | 12PCS |
| DB151C-1200-30W | 30W | 1208x62x29 | 1201x54 | 3200lm | 1.37 | 6PCS |
| DB151C-1500-37W | 37W | 1505x62x29 | 1498x54 | 4200lm | 1.69 | 6PCS |
| DB151C-1800-45W | 45W | 1802x62x29 | 1794x54 | 5000lm | 2.02 | 6PCS |
| DB151C-2400-60W | 60W | 2395x62x29 | 2388x54 | 6200lm | 2.62 | 6PCS |

CCT ——— 3000K ——— 4000K ——— 5700K

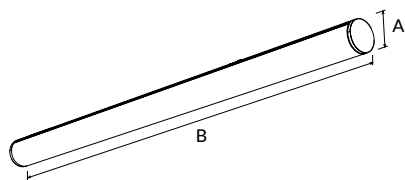
Finish ——— White ——— Black

Installation accessories



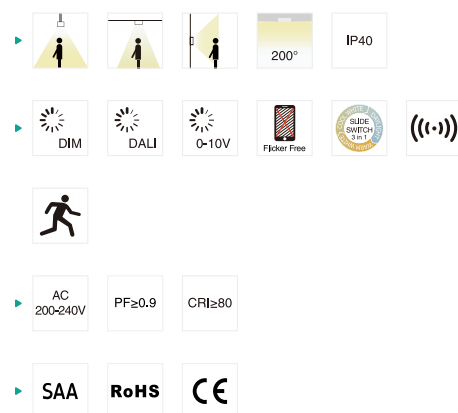


B181 Linear light



DB181 is a round batten with multiple function design, 3CCT, DALI/1-10V/triac dim, emergency, Sensor, etc. It supports surface mount/pendant installation way.

Materials of Housing : PC
Materials of Optics : PC



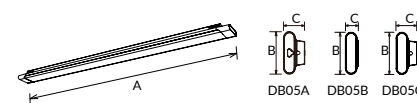
| Code | Watt | Size(AxBmm) | Lumen(±5%) | N.W/pc(kgs) | Q'ty/CTN |
|-------------------|------|-------------|------------|-------------|----------|
| DB181-600-20W | 20W | Ø72x600 | 2600lm | 0.95 | 12PCS |
| DB181-600-23W-S7 | 23W | Ø72x600 | 2800lm | 0.95 | 6PCS |
| DB181-1200-38W-S7 | 38W | Ø72x1200 | 4750lm | 1.90 | 6PCS |
| DB181-1200-40W | 40W | Ø72x1200 | 5100lm | 1.90 | 6PCS |
| DB181-1800-56W-S7 | 56W | Ø72x1800 | 7300lm | 2.85 | 4PCS |
| DB181-1800-60W | 60W | Ø72x1800 | 7400lm | 2.85 | 4PCS |

CCT — 3000K — 4000K — 5700K Finish — White — Black

Installation accessories — Suspension kit ACC-DB181 — Splicing accessories

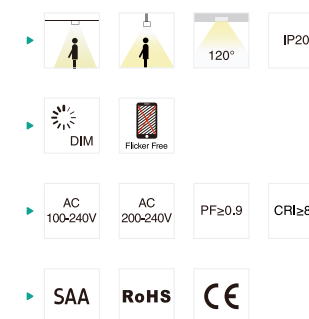


DB05 Batten



DB05 is an elegant design with low cost and super slim construction. Surface mounted and suspended installation available.


Materials of Housing : Aluminium
Materials of Optics : PC



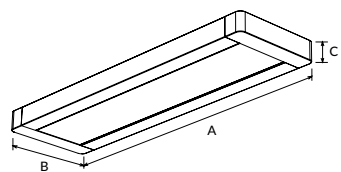
| Code | Watt | Size(AxBxCmm) | Lumen(±5%) | N.W/pc(kgs) | Q'ty/CTN |
|------------------|------|---------------|------------|-------------|----------|
| DB05A/C-600-20W | 20W | 600X90X46 | 1710lm | 0.86 | 12PCS |
| DB05A/C-900-30W | 30W | 900X90X46 | 2630lm | 1.30 | 12PCS |
| DB05A/C-1200-40W | 40W | 1200X90X46 | 3540lm | 1.98 | 12PCS |
| DB05B-600-20W | 20W | 600X90X28 | 1710lm | 0.82 | 20PCS |
| DB05B-900-30W | 30W | 900X90X28 | 2630lm | 0.95 | 12PCS |
| DB05B-1200-40W | 40W | 1200X90X28 | 3540lm | 1.50 | 12PCS |

CCT — 3000K — 4000K — 5700K Finish — White — Black

Installation accessories — Suspension kit ACC-DB05B-0200 — Surface mounted kit ACC-DB05B-0100



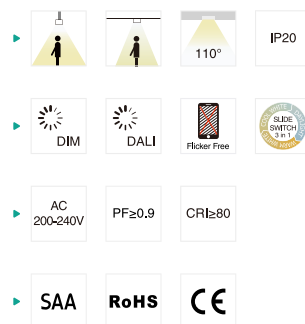
DB179 Batten



DB179 ceiling luminaire is slim and modern design with high lumen SMD, an ideal replacement for traditional T8 luminaire. Four sizes for option: 550/850/1150/1450mm. Supports triac/ DALI dim, surface mounted and pendant installation

Materials of Housing : Aluminium

Materials of Optics : PC




| Code | Watt | Size(AxBxCmm) | Lumen(±5%) | N.W/pc(kgs) | Q'ty/CTN |
|----------------|------|---------------|------------|-------------|----------|
| DB179-550-20W | 20W | 550x160x35 | 2800lm | 0.94 | 12PCS |
| DB179-850-30W | 30W | 850x160x35 | 4200lm | 1.37 | 6PCS |
| DB179-1150-40W | 40W | 1150x160x35 | 5600lm | 1.82 | 6PCS |
| DB179-1450-47W | 47W | 1450x160x35 | 5700lm | 1.82 | 6PCS |
| DB179-1450-50W | 50W | 1450x160x35 | 6900lm | 2.16 | 4PCS |

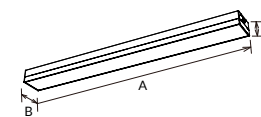
CCT — 3000K — 4000K — 5700K

Installation accessories — Suspension kit

Finish — White Black



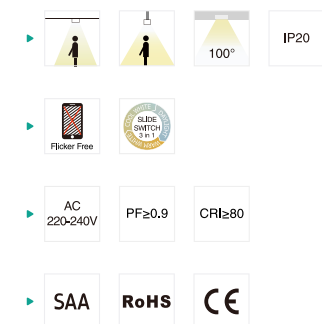
DB105A Batten



DB105A is a newly seamless splicing batten design, which adopts high lumen SMD reaching 120lm/W, prism lamp shade to offer a uniform light output and flicker free driver inside. Interchangeable CCT with slide switch is available. Surface mounted, pendant and splicing installation or options.

Materials of Housing : Aluminium

Materials of Optics : PMMA






| Code | Watt | Size(AxBxCmm) | Lumen(±5%) | N.W/pc(kgs) | Q'ty/CTN |
|-------------------------------------|------|---------------|------------|-------------|----------|
| DB105A-600-24W-C3 Surface mount | 24W | 600×120×70 | 3000lm | 1.26 | 12PCS |
| DB105A-1200-38W-C3 Surface mount | 38W | 1200×120×70 | 5000lm | 2.35 | 6PCS |
| DB105A-1500-55W-C3 Surface mount | 55W | 1500×120×70 | 7000lm | 2.88 | 4PCS |
| DB105A-600-24W-C3 Pendant | 24W | 600×120×70 | 3000lm | 1.38 | 12PCS |
| DB105A-1200-38W-C3 Pendant | 38W | 1200×120×70 | 5000lm | 2.47 | 6PCS |
| DB105A-1500-55W-C3 Pendant | 55W | 1500×120×70 | 7000lm | 3.00 | 4PCS |

CCT — 3000K — 4000K — 5700K

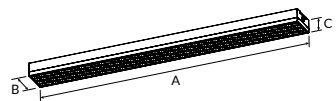
Installation accessories — Suspension kit

Finish — White Black



Patent

DB157 Batten



DB157 grill batten light is a low glare and seamless splicing design, which adopts internal flicker free driver and high lumen SMD. It is screwless and quick buckle assembly design for easy and convenient installation, and supports CCT adjustable, power adjustable.

Materials of Housing : Aluminium
Materials of Optics : PC



| Code | Watt | Size(AxBxCmm) | Lumen(±5%) | N.W/pc(kgs) | Q'ty/CTN |
|--------------------------------|-----------------|---------------|-------------|-------------|----------|
| DB157-1200-40W-A4C2 | 40W/35W/30W/25W | 1200X120X59 | 3200-5400lm | 2.92 | 6PCS |
| DB157-1200-40W-A4C2 Pendant | 40W/35W/30W/25W | 1200X120X59 | 3200-5400lm | 3.03 | 6PCS |
| DB157-1500-50W-A4C2 | 50W/45W/40W/35W | 1500X120X59 | 4600-6600lm | 3.52 | 4PCS |
| DB157-1500-50W-A4C2 Pendant | 50W/45W/40W/35W | 1500X120X59 | 4600-6600lm | 3.62 | 4PCS |

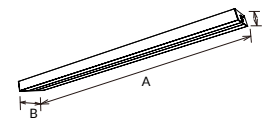
CCT — 3000K — 4000K — 5700K

Finish — White — Black

Installation accessories

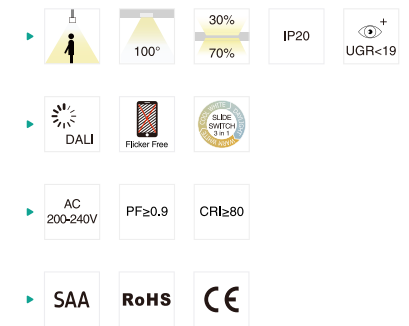


DB104A Batten



DB66A/B is a new linkable design light. Adopt high lumen efficiency SMD LED. Pendant/surface mounted/wall mounted installation available. Up and down light effect for wall mounted and pendant installation. Interchangeable CCT, DALI/0-10V dimming for options. Tridonic DALI driver available.

Materials of Housing : Aluminium
Materials of Optics : PC



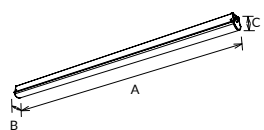
| Code | Watt | Size(AxBxCmm) | Lumen(±5%) | N.W/pc(kgs) | Q'ty/CTN |
|----------------------|------|---------------|------------|-------------|----------|
| DB104A-1200-40W-DA | 40W | 1200x200x50 | 4600lm | 4.91 | 4PCS |
| DB104A-1200-40W-DAP2 | 40W | 1200x200x50 | 4600lm | 4.91 | 4PCS |
| DB104A-1500-55W-DA | 55W | 1500x200x50 | 6300lm | 5.79 | 2PCS |
| DB104A-1500-55W-DAP2 | 55W | 1500x200x50 | 6300lm | 5.79 | 2PCS |

CCT — 3000K — 4000K — 5700K

Finish — Gray

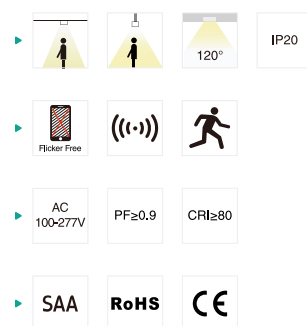


DB08 Batten



The DB08 batten achieves low cost with an internal driver and adopts high lumen SMD LED, resulting in simple construction and superior capability, making it suitable for a potential large market.

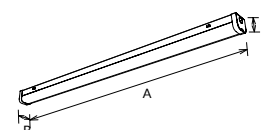
Materials of Housing : SPCC/IRON
Materials of Optics : PC



| Code | Watt | Size(AxBxCmm) | Lumen(±5%) | N.W/pc(kgs) | Q'ty/CTN |
|---------------|------|----------------|------------|-------------|----------|
| DB08-600-20W | 20W | 625X58.5X58.5 | 2060lm | 0.78 | 10PCS |
| DB08-1200-40W | 40W | 1225X58.5X58.5 | 3960lm | 1.50 | 10PCS |
| DB08-1500-45W | 45W | 1525X58.5X58.5 | 4860lm | 1.90 | 6PCS |

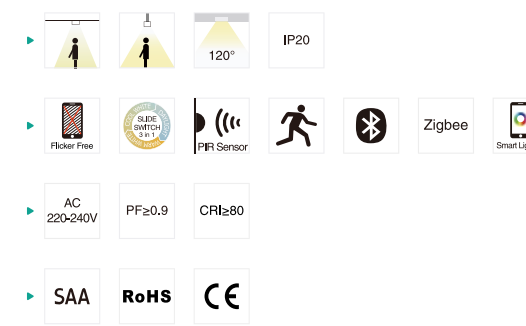


DB76 Batten

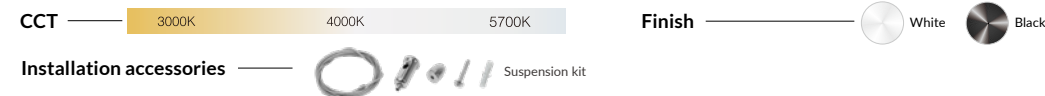


DB76, with an iron lamp body, provides excellent heat dissipation. It is made of high lumen 2835 SMD LED chips and has an internal driver. The new snap-on button design allows for easy installation.

Materials of Housing : PC / IRON
Materials of Optics : PC

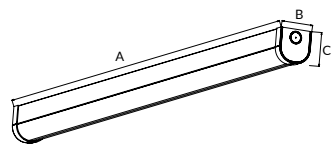


| Code | Watt | Size(AxBxCmm) | Lumen(±5%) | N.W/pc(kgs) | Q'ty/CTN |
|----------------|------|---------------|------------|-------------|----------|
| DB76-600-20W | 20W | 603x71x64 | 2200lm | 0.65 | 12PCS |
| DB76-1200-40W | 40W | 1203x71x64 | 4600lm | 1.28 | 12PCS |
| DB76-1500-50W | 50W | 1503x71x64 | 6000lm | 1.56 | 12PCS |
| DB76-1500-58W | 58W | 1503x71x64 | 6500lm | 1.56 | 12PCS |
| DB76-1800-58W | 58W | 1803x71x64 | 7000lm | 2.16 | 6PCS |
| DB76-1800-72W | 72W | 1803x71x64 | 8350lm | 2.16 | 6PCS |
| DB76D-600-20W | 20W | 603x68.5x64 | 2150lm | 0.65 | 12PCS |
| DB76D-1200-40W | 40W | 1203x71x64 | 4500lm | 1.28 | 12PCS |
| DB76D-1500-50W | 50W | 1503x71x64 | 5100lm | 1.56 | 12PCS |



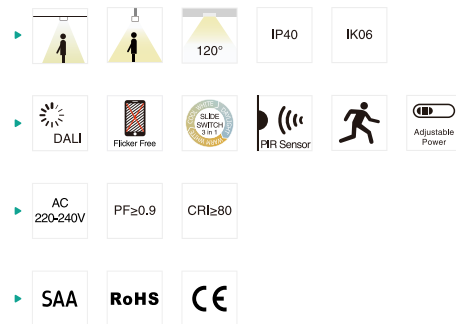


DB186 Batten



This is a high quality LED batten with 150lm/w efficient and plug in/plug out modular with multiple functions can be stocked as accessory. Easy installation offers more possibility for wider applications

Materials of Housing : PC / SPCC
Materials of Optics : PC




| Code | Watt | Size(AxBxCmm) | Lumen(±5%) | N.W/pc(kgs) | Q'ty/CTN |
|----------------------|-----------------|---------------|------------|-------------|----------|
| DB186A-600-10W(ECO) | 10W | 600x65x66 | 1450lm | 0.65 | 12PCS |
| DB186A-600-20W(ECO) | 20W | 600x65x66 | 2850lm | 0.65 | 12PCS |
| DB186A-1200-20W(ECO) | 20W | 1200x65x66 | 2850lm | 1.28 | 12PCS |
| DB186A-1200-38W(ECO) | 38W | 1200x65x66 | 5400lm | 1.28 | 12PCS |
| DB186A-1500-30W(ECO) | 30W | 1500x65x66 | 4300lm | 1.56 | 12PCS |
| DB186A-1500-50W(ECO) | 50W | 1500x65x66 | 7400lm | 1.56 | 12PCS |
| DB186A-1800-30W(ECO) | 30W | 1800x65x66 | 4300lm | 2.16 | 6PCS |
| DB186A-1800-50W(ECO) | 50W | 1800x65x66 | 7400lm | 2.16 | 6PCS |
| DB186A-600-20W(STD) | 20W/18W/15W/10W | 600x65x66 | 2850lm | 0.65 | 12PCS |
| DB186A-1200-40W(STD) | 40W/35W/30W/20W | 1200x65x66 | 5700lm | 1.28 | 12PCS |
| DB186A-1500-50W(STD) | 50W/40W/32W/25W | 1500x65x66 | 7100lm | 1.56 | 12PCS |
| DB186A-1800-60W(STD) | 60W/50W/40W/30W | 1800x65x66 | 8500lm | 2.16 | 6PCS |
| DB186A-600-18W(PRO) | 18W/15W/13W/9W | 600x65x66 | 3250lm | 0.65 | 12PCS |
| DB186A-1200-30W(PRO) | 30W/25W/20W/15W | 1200x65x66 | 5450lm | 1.28 | 12PCS |
| DB186A-1500-38W(PRO) | 38W/33W/28W/29W | 1500x65x66 | 6900lm | 1.56 | 12PCS |
| DB186A-1800-48W(PRO) | 48W/40W/32W/24W | 1800x65x66 | 8700lm | 2.16 | 6PCS |

CCT ——— 3000K ——— 4000K ——— 5700K

Finish ——— White

Installation accessories ——— Suspension kit ACC-DB121-0201

SIMPLE MODULAR DESIGN WITH HIGH LUMEN 150/180LM/W



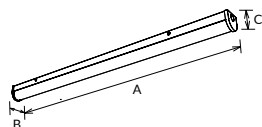
Interchangeable CCT with slide switch



3000K 4000K 5700K



DB121 Batten



DB121 Batten light adopts high lumen SMD LED with 120lm/w and high light transmittance PC shade, loop in/out and fast connector design for easier wire connection, it's with multiple installation: surface mounted, suspended, splicing as well 1-10V, DALI and 3CCT function available.

Materials of Housing : PC/SPCC
Materials of Optics : PC

- ▶ 120° IP20 IK08
- ▶ DALI 1-10V Flicker Free SLEW SWITCH 3 in 1 Wireless signal Person running
- ▶ AC 220-240V PF≥0.9 CRI≥80
- ▶ SAA RoHS CE

| Code | Watt | Size(AxBxCmm) | Lumen(±5%) | N.W/pc(kgs) | Q'ty/CTN |
|-----------------|------|---------------|------------|-------------|----------|
| DB121A-600-17W | 17W | 603x65x66 | 2200lm | 0.88 | 6PCS |
| DB121A-1200-22W | 22W | 1203x65x66 | 2900lm | 1.37 | 6PCS |
| DB121A-1200-38W | 38W | 1203x65x66 | 5000lm | 1.37 | 6PCS |
| DB121A-1500-35W | 35W | 1503x65x66 | 4600lm | 1.71 | 6PCS |
| DB121A-1500-58W | 58W | 1503x65x66 | 7600lm | 1.71 | 6PCS |
| DB121A-1800-55W | 55W | 1803x65x66 | 7200lm | 2.13 | 6PCS |
| DB121A-1800-70W | 70W | 1803x65x66 | 9000lm | 2.13 | 6PCS |
| DB121B-600-17W | 17W | 603x65x66 | 2200lm | 0.88 | 6PCS |
| DB121B-1200-22W | 22W | 1203x65x66 | 2900lm | 1.37 | 6PCS |
| DB121B-1200-38W | 38W | 1203x65x66 | 5000lm | 1.37 | 6PCS |
| DB121B-1500-35W | 35W | 1503x65x66 | 4600lm | 1.71 | 6PCS |
| DB121B-1500-58W | 58W | 1503x65x66 | 7600lm | 1.71 | 6PCS |
| DB121B-1800-55W | 55W | 1803x65x66 | 7200lm | 2.13 | 6PCS |
| DB121B-1800-70W | 70W | 1803x65x66 | 9000lm | 2.13 | 6PCS |

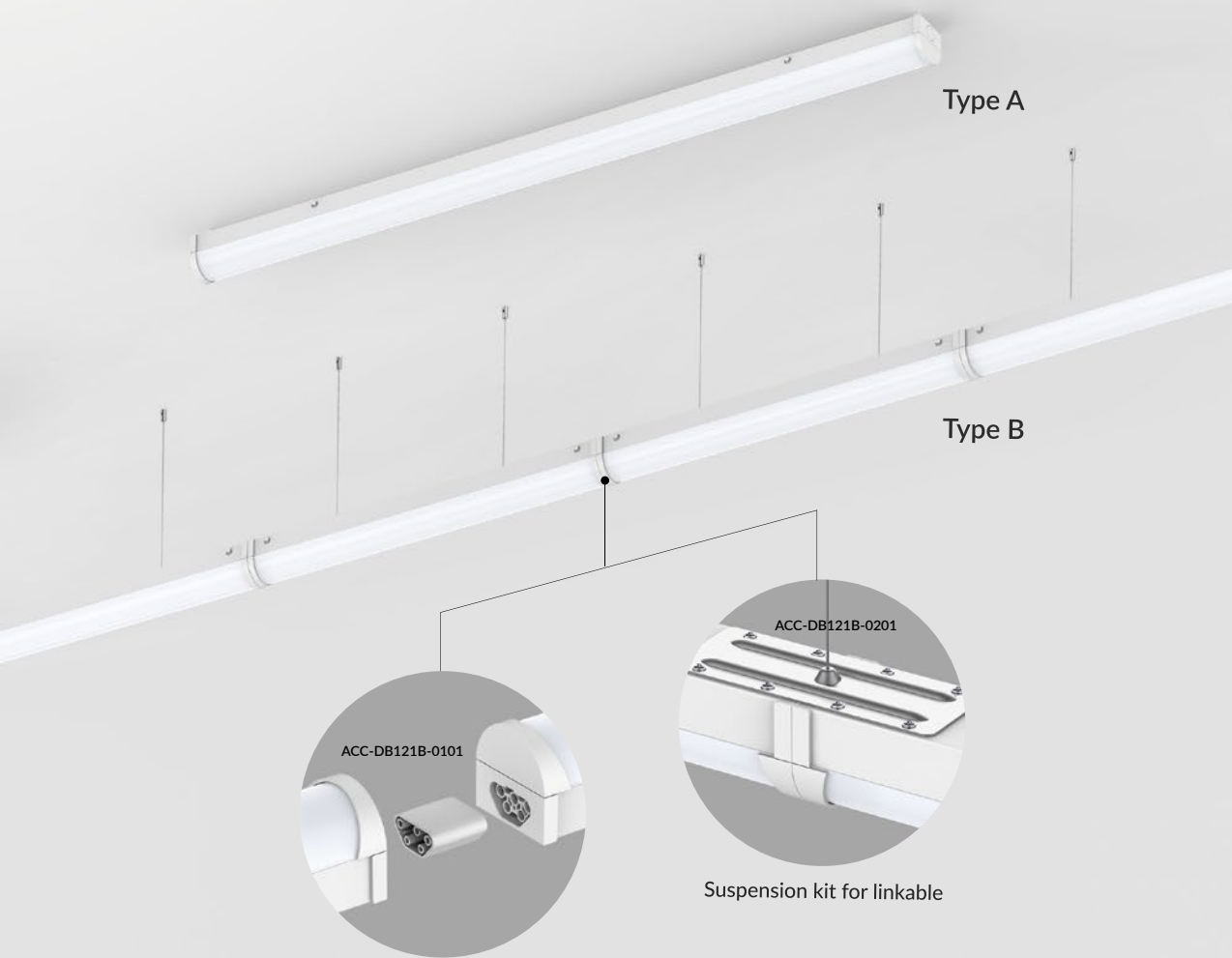
CCT ——— 3000K ——— 4000K ——— 5700K

Finish ——— White

Installation accessories ——— Suspension kit ACC-DB121-0201

SIMPLE DISASSEMBLE MODULAR DESIGN

LED BATTEN SERIES DB121



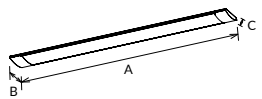
Fast connector

Suspension kit for linkable



SUPER SLIM BATTEN

DB49 Batten



DB49 is a full size slim batten with uniform light and excellent heat dissipation, adopting high lumen SMD LED and internal driver. CCT changeable by adjusting the slide switch. Easier installation without installing bracket.

Materials of Housing : Aluminium
Materials of Optics : PC

- ▶ 120°
- ▶
- ▶
- ▶

| Code | Watt | Size(AxBxCmm) | Lumen(±5%) | N.W/pc(kgs) | Q'ty/CTN |
|----------------|------|---------------|------------|-------------|----------|
| DB49A-600-20W | 20W | 600X80X34 | 2300lm | 0.60 | 10PCS |
| DB49A-900-30W | 30W | 900X80X34 | 3500lm | 0.86 | 10PCS |
| DB49A-1200-35W | 35W | 1200X80X34 | 3950lm | 1.12 | 10PCS |
| DB49A-1500-40W | 40W | 1500X80X34 | 4500lm | 1.40 | 6PCS |
| DB49B-600-25W | 25W | 600X124X42 | 2950lm | 0.84 | 10PCS |
| DB49B-900-35W | 35W | 900X124X42 | 4300lm | 1.25 | 10PCS |
| DB49B-1200-45W | 45W | 1200X124X42 | 5600lm | 1.67 | 10PCS |
| DB49B-1500-50W | 50W | 1500X124X42 | 5650lm | 2.00 | 6PCS |

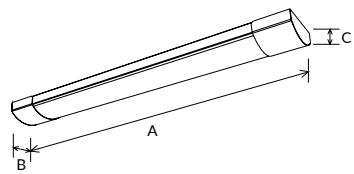
CCT ——— 3000K ——— 4000K ——— 5700K

Finish ——— White Black



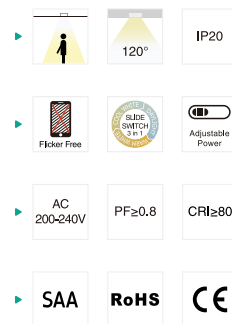


DB199 Batten



DB199 is a recessed batten light, which adopts high lumen SMD and internal driver. It can also support interchangeable CCT & power.

Materials of Housing : PC
Materials of Optics : PC



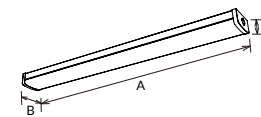
| Code | Watt | Size(AxBxCmm) | Lumen(±5%) | N.W/pc(kgs) | Q'ty/CTN |
|----------------|------|---------------|------------|-------------|----------|
| DB199-600-18W | 18W | 600x82x35 | 2160lm | 0.60 | 10PCS |
| DB199-1200-40W | 40W | 1200x82x35 | 4800lm | 0.90 | 10PCS |

CCT — 3000K — 4000K — 5700K

Finish — White



DB124 Batten



DB124 is a compact design, it adopts 2835 SMD chip to create a high light output. 130 degrees large lighting area and multiple functions. CCT changeable, microwave sensor available. Installation: pendant/surface mounted.

Materials of Housing : PC/SPCC
Materials of Optics : PC



| Code | Watt | Size(AxBxCmm) | Lumen(±5%) | N.W/pc(kgs) | Q'ty/CTN |
|----------------|------|---------------|------------|-------------|----------|
| DB124-600-20W | 20W | 600x124x60 | 1900lm | 1.18 | 6PCS |
| DB124-1200-38W | 38W | 1200x124x60 | 3800lm | 2.14 | 6PCS |
| DB124-1500-50W | 50W | 1500x124x60 | 5000lm | 2.71 | 6PCS |
| DB124-1500-60W | 60W | 1500x124x60 | 6000lm | 2.71 | 6PCS |

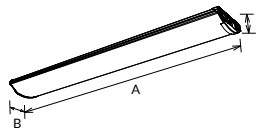
CCT — 3000K — 4000K — 5700K

Finish — White

Installation accessories — Suspension kit



DB74 Batten



DB74 batten light is a compact design, it adopts high lumen 2835 SMD chip and flicker free branded driver ensure a long lifespan. Screwless design on back side with better looking, large lighting area with high lumen efficiency. It's a great option for various applications

Materials of Housing : IRON
Materials of Optics : PC

- ▶
- ▶
- ▶
- ▶

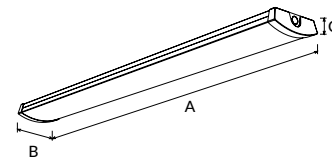
| Code | Watt | Size(AxBxCmm) | Lumen(±5%) | N.W/pc(kgs) | Q'ty/CTN |
|---------------|------|---------------|------------|-------------|----------|
| DB74-600-17W | 17W | 595x171x63 | 1870lm | 1.55 | 12PCS |
| DB74-1200-30W | 30W | 1195x171x63 | 3500lm | 2.88 | 6PCS |
| DB74-1500-36W | 36W | 1495x171x63 | 4250lm | 3.52 | 6PCS |
| DB74-1500-50W | 50W | 1495x171x63 | 6000lm | 3.52 | 6PCS |

CCT — 3000K — 4000K — 5700K

Finish — White



DB175 Batten



DB175 is a slim batten light with big lighting area, available with 3CCT, DALI dim, emergency, and sensor function. High lumen efficiency 130lm/W and 160lm/W.

Materials of Housing : PC
Materials of Optics : PC

- ▶
- ▶
- ▶
- ▶

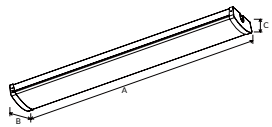
| Code | Watt | Size(AxBxCmm) | Lumen(±5%) | N.W/pc(kgs) | Q'ty/CTN |
|----------------|------|---------------|------------|-------------|----------|
| DB175-600-20W | 20W | 600x148x50 | 2600lm | 1.10 | 12PCS |
| DB175-1200-40W | 40W | 1200x148x50 | 5200lm | 2.00 | 6PCS |
| DB175-1500-55W | 55W | 1500x148x50 | 7150lm | 2.40 | 6PCS |
| DB175-600-20W | 20W | 600x148x50 | 3200lm | 1.10 | 12PCS |
| DB175-1200-40W | 40W | 1200x148x50 | 6400lm | 2.00 | 6PCS |
| DB175-1500-55W | 55W | 1500x148x50 | 8800lm | 2.40 | 6PCS |

CCT — 3000K — 4000K — 5700K

Finish — White



DB106B Batten



DB106B batten light is a compact design with internal branded flicker free driver. Screwless design on back side with better looking, large lighting area with high lumen efficiency. It supports emergency, microwave sensor, CCT adjustable and DALI dim.

Materials of Housing : SPCC/PC
Materials of Optics : PC

- ▶
- ▶
- ▶
- ▶

| Code | Watt | Size(AxBxCmm) | Lumen(±5%) | N.W/pc(kgs) | Q'ty/CTN |
|-----------------|------|---------------|------------|-------------|----------|
| DB106B-600-20W | 20W | 600x207x80 | 2300lm | 1.40 | 4PCS |
| DB106B-1200-20W | 20W | 1200x207x80 | 2400lm | 2.60 | 2PCS |
| DB106B-1200-40W | 40W | 1200x207x80 | 4800lm | 2.60 | 2PCS |
| DB106B-1500-30W | 30W | 1500x207x80 | 3800lm | 3.30 | 2PCS |
| DB106B-1500-58W | 58W | 1500x207x80 | 7000lm | 3.30 | 2PCS |

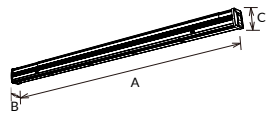
CCT ——— 3000K ——— 4000K ——— 5700K

Finish ——— White Black





DB128 Trunking System



DB128 LED Linear Track Light adopts high lumen SMD and internal driver. Its separated module design can support a flexible installation. The track, 5-wire/8-wire/12-wire selectable, splicing with L/T/X node connector and different entry hole. Power selectable by dip switch. DALI dimming, Emergency, Sensor for more application demands. Recessed or Surface mounting, steel wire suspension, rod suspension and chain suspension.

- ▶ 30° 60° 90° 120°
- ▶ 30° 30° IP20
- ▶ DIM DALI Flicker Free Footcandle Audio
- ▶ AC 200-240V PF≥0.9 CRI≥80
- ▶ SAA RoHS CE

Materials of Housing : Steel
Materials of Optics : PMMA

| Code | Watt | Size(AxBxCmm) | Lumen(±5%) | N.W/ pc(kgs) | Q'ty/ CTN |
|--------------------|-----------------|----------------|--------------------------------|-----------------|--------------|
| DB128A-1500-40W-A4 | 28W/33W/36W/40W | 1498x71.4x71.5 | 6150lm/7050lm/7500lm/8400lm | 2.00 | 4PCS |
| DB128A-1500-60W-A4 | 45W/50W/55W/60W | 1498x71.4x71.5 | 9550lm/10550lm/11550lm/12550lm | 2.00 | 4PCS |
| DB128A-1500-74W-A3 | 62W/68W/74W | 1498x71.4x71.5 | 12200lm/13600lm/14650lm | 2.00 | 4PCS |
| DB128B-1500-40W-A4 | 28W/33W/36W/40W | 1498x71.4x86.5 | 4400lm/5150lm/5500lm/6000lm | 1.50 | 4PCS |
| DB128B-1500-60W-A4 | 45W/50W/55W/60W | 1498x71.4x86.5 | 7050lm/7700lm/8300lm/8900lm | 1.50 | 4PCS |
| DB128B-1500-74W-A3 | 62W/68W/74W | 1498x71.4x86.5 | 9350lm/10200lm/10500lm | 1.50 | 4PCS |

CCT

 3000K 4000K 5700K

Finish

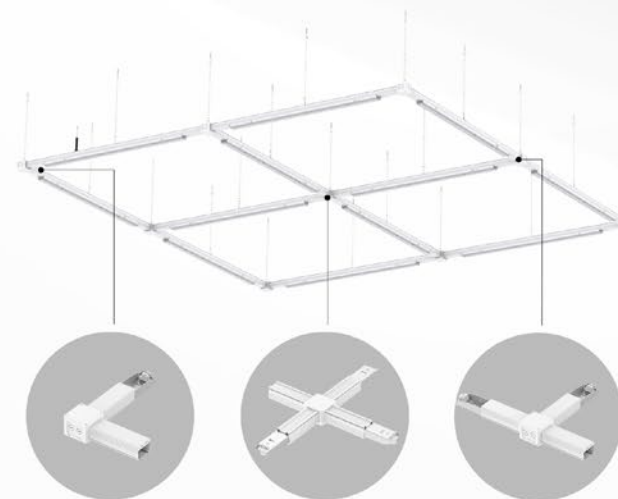
 White

Installation accessories

 Surface mounted kit

LED LINEAR LIGHTING SYSTEM

Separated module design with track, linear light and functional modules

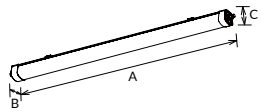


Suspension kit





DB145 Vapor proof



DB145 adopts high quality LED beam with high luminous efficacy 150lm/w, and flicker free driver. With a reliable and robust housing structure (IK08 & IP65), this maximizes the endurance and contributes to its long lifetime. With its flexible installation accessories, it can be installed for surface mount, pendant and splicing installation ways. 1200mm, 1500mm, 1800mm are available, it's an ideal replacement for traditional fluorescent beam.

- ▶
- ▶
- ▶
- ▶

Materials of Housing : PC

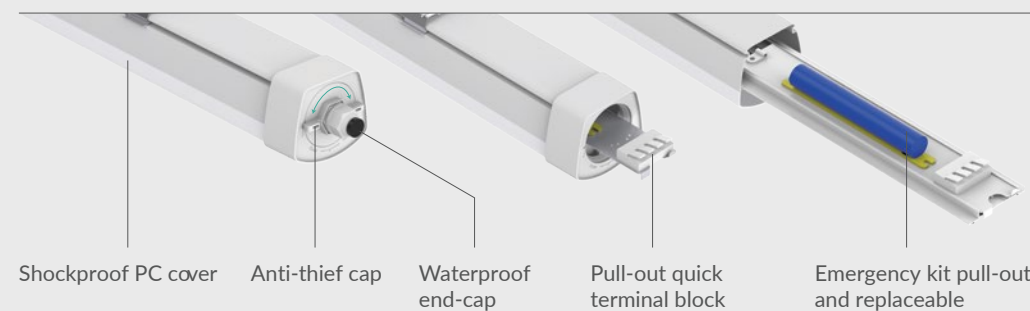
Materials of Optics : PC

| Code | Watt | Size(AxBxCmm) | Lumen(±5%) | N.W/pc(kgs) | Q'ty/CTN |
|----------------|------|---------------|------------|-------------|----------|
| DB145-1200-38W | 38W | 1200x77x69 | 5700lm | 1.70 | 6PCS |
| DB145-1500-52W | 52W | 1500x77x69 | 8000lm | 2.10 | 6PCS |
| DB145-1500-68W | 68W | 1500x77x69 | 9800lm | 2.10 | 6PCS |
| DB145-1800-68W | 68W | 1800x77x69 | 10000lm | 2.30 | 6PCS |

CCT ——— 3000K ——— 4000K ——— 5700K

Finish ——— White

Installation accessories ——— Suspension kit



Shockproof PC cover

Anti-theft cap

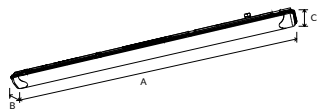
Waterproof end-cap

Pull-out quick terminal block

Emergency kit pull-out and replaceable

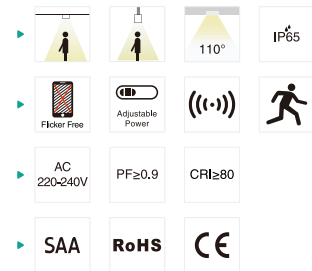


TRP12 Vapor proof



TRP12 LED tri-proof ba en series adopts high lumen SMD to achieve 120lm/W. It is with width 89mm, IP65 waterproof and IK08 rating or special application. t can be two installations as sur ace mounted and suspended. Multiple functions: terchangeable power, emergency and microwave sensor.

Materials of Housing : PC
Materials of Optics : PC



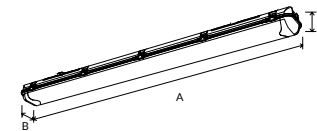
| Code | Watt | Size(Ax BxCmm) | Lumen(±5%) | N.W/pc(kgs) | Q'ty/CTN |
|-------------------|-----------------|----------------|------------|-------------|----------|
| TRP12-600-20W-A4 | 20W/18W/15W/12W | 650x89x70 | 2450lm | 0.80 | 8PCS |
| TRP12-1200-40W-A4 | 40W/35W/30W/25W | 1260x89x70 | 5120lm | 1.40 | 8PCS |
| TRP12-1500-60W-A4 | 60W/55W/45W/35W | 1560x89x70 | 7800lm | 1.70 | 6PCS |
| TRP12-1800-72W-A4 | 72W/60W/55W/45W | 1824x89x70 | 9300lm | 2.00 | 6PCS |

CCT — 3000K — 4000K — 5700K

Installation accessories — Suspension kit

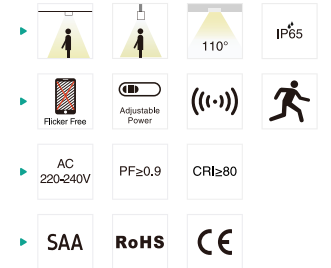


TRP13 Vapor proof



TRP13 LED tri-proof ba en series adopts high lumen SMD to achieve 120lm/W and 150lm/W. q It is with width 125mm, IP65 waterproof and IK08 rating or special application. t can be Two installations as s rface mounted and suspended. Multiple functions: terchangeable power, emergency and microwave sensor.

Materials of Housing : PC
Materials of Optics : PC



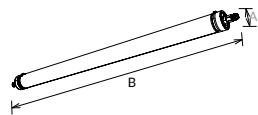
| Code | Watt | Size(Ax BxCmm) | Lumen(±5%) | N.W/pc(kgs) | Q'ty/CTN |
|-------------------|-----------------|----------------|------------|-------------|----------|
| TRP13-600-20W | 20W | 680x125x86 | 120lm/w | 1.00 | 6PCS |
| TRP13-600-30W | 30W | 680x125x86 | 120lm/w | 1.00 | 6PCS |
| TRP13-600-30W-A4 | 17W/21W/26W/30W | 680x125x86 | 120lm/w | 1.00 | 6PCS |
| TRP13-1200-30W | 30W | 1280x125x86 | 120lm/w | 1.80 | 6PCS |
| TRP13-1200-50W | 50W | 1280x125x86 | 120lm/w | 1.80 | 6PCS |
| TRP13-1200-50W-A4 | 28W/35W/42W/50W | 1280x125x86 | 120lm/w | 1.80 | 6PCS |
| TRP13-1500-30W | 30W | 1580x125x86 | 120lm/w | 2.20 | 6PCS |
| TRP13-1500-60W | 60W | 1580x125x86 | 120lm/w | 2.20 | 6PCS |
| TRP13-1500-60W-A4 | 34W/42W/51W/60W | 1580x125x86 | 120lm/w | 2.20 | 6PCS |
| TRP13-600-10W | 10W | 680x125x86 | 150lm/w | 1.00 | 6PCS |
| TRP13-600-20W | 20W | 680x125x86 | 150lm/w | 1.00 | 6PCS |
| TRP13-600-20W-A4 | 12W/14W/17W/20W | 680x125x86 | 150lm/w | 1.00 | 6PCS |
| TRP13-1200-20W | 20W | 1280x125x86 | 150lm/w | 1.80 | 6PCS |
| TRP13-1200-40W | 40W | 1280x125x86 | 150lm/w | 1.80 | 6PCS |
| TRP13-1200-40W-A4 | 22W/28W/34W/40W | 1280x125x86 | 150lm/w | 1.80 | 6PCS |
| TRP13-1500-30W | 30W | 1580x125x86 | 150lm/w | 2.20 | 6PCS |
| TRP13-1500-60W | 60W | 1580x125x86 | 150lm/w | 2.20 | 6PCS |
| TRP13-1500-60W-A4 | 34W/42W/51W/60W | 1580x125x86 | 150lm/w | 2.20 | 6PCS |

CCT — 3000K — 4000K — 5700K

Installation accessories — Suspension kit



TRP06 Vapor proof



TRP06 adopts high lumen SMD chip and internal flicker free driver. With waterproof joint at both ends, it can be linkable. Special clip-on bracket design makes an easier installation. The installation angle is adjustable with different scales. A type as non-linkable, B type as linkable.

Materials of Housing : PC
Materials of Optics : PC

- ▶ 140°
- ▶ IP69K IP66 IK10
- ▶ DALI 0-10V Flicker Free
- ▶ AC 220-240V PF≥0.9 CRI≥80
- ▶ SAA RoHS CE

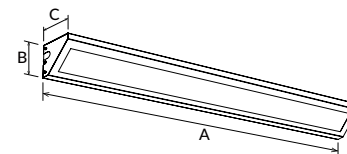
| Code | Watt | Size(AxBmm) | Lumen(±5%) | N.W/pc(kgs) | Q'ty/CTN |
|-----------------|------|-------------|------------|-------------|----------|
| TRP06A-600-20W | 20W | Ø75.2x600 | 2350lm | 0.96 | 6PCS |
| TRP06A-1200-33W | 33W | Ø75.2x1200 | 4150lm | 1.65 | 6PCS |
| TRP06A-1500-45W | 45W | Ø75.2x1500 | 5500lm | 2.00 | 6PCS |
| TRP06B-600-20W | 20W | Ø75.2x600 | 2350lm | 0.96 | 6PCS |
| TRP06B-1200-33W | 33W | Ø75.2x1200 | 4150lm | 1.65 | 6PCS |
| TRP06B-1500-45W | 45W | Ø75.2x1500 | 5500lm | 2.00 | 6PCS |

CCT

 3000K 4000K 5700K

Installation accessories
 Suspension kit

WL143 LED Cornice Fitting



WL143 cornice luminaire gives a downward, angled light output. It has three cable entry holes on backward and knock hole in end cap which supports more possibility for different application cable connection

Materials of Housing : Iron
Materials of Optics : PC


- ▶ 110°
- ▶ IP20
- ▶ Flicker Free
- ▶ AC 220-240V PF≥0.9 CRI≥80
- ▶ SAA RoHS CE

| Code | Watt | Size(AxBxCmm) | Lumen(±5%) | N.W/pc(kgs) | Q'ty/CTN |
|----------------|------|---------------|------------|-------------|----------|
| WL143-1500-40W | 40W | 1460x110x110 | 4450lm | 6.5 | 2PCS |

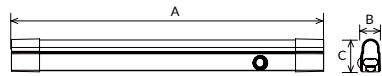
CCT

 3000K 4000K 5700K

Finish
 White

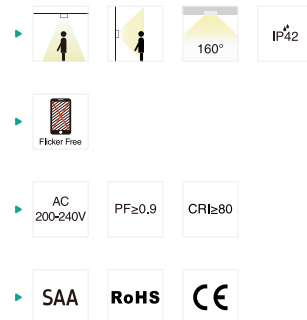


T5-S Tube light



Integrated complete PC LED tube T5-S is a successful economic design. Adopt high lumen SMD LED as light source, full PC cover (pass 750C° glow-wire test) ensures high light transmittance and safe installation. Changeable CCT and IP42 protection level also make it easier maintenance. Special installation: Surface mounted and wall mounted with different accessories. Linkable design with connect wires or connect accessories, which is suitable for a wider application

Materials of Housing : PC
Materials of Optics : PC

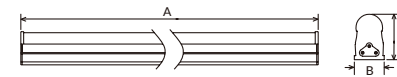


| Code | Watt | Size(AxBxCmm) | Lumen(±5%) | N.W/pc(kgs) | Q'ty/CTN |
|--------------|------|----------------|------------|-------------|----------|
| T5-5W355-S | 5W | 355x22.3x37.4 | 535lm | 0.18 | 50PCS |
| T5-8W600-S | 8W | 600x22.3x37.4 | 980lm | 0.25 | 50PCS |
| T5-18W1200-S | 18W | 1200x22.3x37.4 | 2205lm | 0.37 | 30PCS |
| T5-25W1500-S | 25W | 1500x22.3x37.4 | 3045lm | 0.43 | 30PCS |

CCT — 3000K — 4000K — 5700K

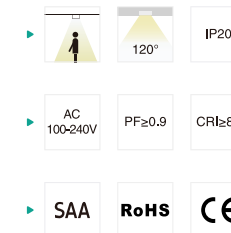
Cover — Frosted

T5-V Tube light



This is an integrated T5 tube. It adopts 2835 SMD light source and CRI>80, combine with 94-V2 fire-rated PC shade to ensure a high transmittance and create a uniform light output. Besides, it is PC+Aluminium housing, which can realize high-efficiency lighting and good heat dissipation, with high cost performance through market.

Materials of Housing : Aluminium
Materials of Optics : PC



| Code | Watt | Size(AxBxCmm) | Lumen(±5%) | N.W/pc(kgs) | Q'ty/CTN |
|---------------|------|---------------|------------|-------------|----------|
| T5-5W-300-V | 5W | 278x23x35 | 550lm | 0.26 | 50PCS |
| T5-8W-600-V | 8W | 570x23x35 | 960lm | 0.3 | 50PCS |
| T5-12W-900-V | 12W | 878x23x35 | 1440lm | 0.34 | 30PCS |
| T5-18W-1200-V | 18W | 1178x23x35 | 2160lm | 0.4 | 30PCS |
| T5-23W-1500-V | 23W | 1478x23x35 | 2760lm | 0.45 | 30PCS |

CCT — 3000K — 4000K — 5700K

Finish — Silver Oxide

connect



IINNO Ltd
Unit 7, 8/F, Tower B
83 King Lam Street
Lai Chi Kok, Kowloon
Hong Kong
Tel: +86 (0)769 2301 0151 / 2
WhatsApp: +86 139 2290 5402
Email: sales@iinno-lighting.com
Web: www.iinno-lighting.com

